



## "ZM KOLNO" S.A.

---

ul. Wojska Polskiego 56, 18-500 Kolno  
tel.: +48 86 27 82 722  
+48 86 27 82 766  
fax: +48 86 27 82 141  
e-mail: [zmkolno@zmkolno.pl](mailto:zmkolno@zmkolno.pl)  
[www.zmkolno.pl](http://www.zmkolno.pl)

## O firmie

Wybudowany w 1974 roku zakład produkcyjny rozpoczął swoją działalność od produkcji kłów obrotowych i podstawowych rodzajów opravek narzędziowych do frezarek konwencjonalnych.

Aktualnie ZM Kolno S.A. jest kontynuatorem ponad 41 letniej tradycji produkcji oprzyrządowania technologicznego do obróbki skrawaniem. W swoim programie produkcji posiada bardzo szeroki asortyment wyrobów przeznaczonych do mocowania narzędzi lub przedmiotów obrabianych w procesach obróbki skrawaniem realizowanych zarówno na obrabiarkach konwencjonalnych jak i nowoczesnych centrach obróbczych.

Z uwagi na wysoką jakość i funkcjonalność dostarczane pod marką BISON produkty ZM Kolno S.A. są doskonale znane klientom w kraju i za granicą.



1973 - budowa zakładu



## About the company...

The manufacturing plant was built in 1974 and started with the production of live centres and the basic kinds of chucks for conventional milling machines.

Nowadays ZM Kolno S.A. continues the over 41 year tradition of producing technological equipment for machining. In its production program ZM Kolno offers a wide assortment of equipment used to insert tools as well as the workpiece while machining on conventional machines and modern machining centers.

Considering the high quality and functionality of ZM Kolno products delivered under the BISON brand they are well known both at home and abroad.



## Oferta ZM Kolno S.A.

**Oferta produktowa** - skierowana jest do użytkowników oprzyrządowania technologicznego w układzie metrycznym i calowym. Oferujemy wyroby katalogowe:

- oprawki frezarskie i tulejki zaciskowe,
- tuleje redukcyjne i przedłużające,
- kły tokarskie stałe i obrotowe,
- hydrauliczne zabieraki tokarskie czołowe,
- imaki tokarskie szybkozmiennne,
- trzpienie i uchwyty wiertarskie.

Produkujemy też wyroby specjalne, dostosowane do indywidualnego życzenia klienta.

**Oferta usługowa** – obejmuje usługi produkcyjne:

- toczenie,
- frezowanie,
- wiercenie i gwintowanie,
- szlifowanie wałków, otworów i płaszczyzn,
- obróbka cieplna i cieplno-chemiczna: nawęglanie, hartowanie, odpuszczanie i wyżarzanie,
- obróbka powierzchniowa: czernienie, piaskowanie i śrutowanie,
- znakowanie laserowe.

Zapraszamy Państwa do współpracy.



## ZM Kolno S.A. offer:

**Product range** – Our products are directed towards the users of technological equipment of both: metric and imperial units. Our offer includes standard catalogue products such as:

- Milling machine chucks,
- Reduction and extension sleeves,
- Live and dead centres,
- Hydraulic face drivers,
- Quick change toolposts and toolholders,
- Drill chucks and arbors.

We also produce special products adjusted to the individual requirements of our customers.

**Service range** - Our offer consists of production services such as:

- Turning,
- Machining,
- Drilling and rifling,
- Grinding of surfaces, openings, cylindrical grinding,
- Heat and chemical treatment such as: carburetion, hardening, tempering and annealing,
- Service treatment such as: blackening, sandblasting, grinding,
- Laser marking.

We invite you to cooperation with ZM Kolno !



1



DIN 69871

			Page Strona 15
--	--	--	-------------------

			Page Strona 16

		Page Strona 17

			Page Strona 18
--	--	--	-------------------

		Page Strona 19
--	--	-------------------

		Page Strona 20
--	--	-------------------

				Page Strona 21
--	--	--	--	-------------------

	Page Strona 22
--	-------------------

	Page Strona 23
--	-------------------

		Page Strona 24
--	--	-------------------

			Page Strona 25
--	--	--	-------------------

		Page Strona 26
--	--	-------------------

MAS 403-BT

			Page Strona 29
--	--	--	-------------------

			Page Strona 30
--	--	--	-------------------

		Page Strona 31

		Page Strona 32

		Page Strona 33
--	--	-------------------

		Page Strona 34
--	--	-------------------

	Page Strona 35
--	-------------------

			Page Strona 36
--	--	--	-------------------

## MAS 403-BT

1

				Page Strona 37
--	--	--	--	-------------------

		Page Strona 38
--	--	-------------------

		Page Strona 39
--	--	-------------------

	Page Strona 40
--	-------------------

		Page Strona 41
--	--	-------------------

## DIN 2080

				Page Strona 47
--	--	--	--	-------------------

		Page Strona 47
--	--	-------------------

			Page Strona 48
--	--	--	-------------------

		Page Strona 49

		Page Strona 50
--	--	-------------------

	Page Strona 51
--	-------------------

	Page Strona 52
--	-------------------

	Page Strona 53
--	-------------------

	Page Strona 54
--	-------------------

	Page Strona 55

		Page Strona 56		Page Strona 57
--	--	-------------------	--	-------------------

			Page Strona 58
--	--	--	-------------------

			Page Strona 59
--	--	--	-------------------

			Page Strona 60
--	--	--	-------------------

			Page Strona 61
--	--	--	-------------------

		Page Strona 62
--	--	-------------------

		Page Strona 63
Type 7627	Type 7657	
	Type 7662	

			Page Strona 76
Type 1751	Type 1752	Type 1754	

		Page Strona 77
Type 1761	Type 1762	

			Page Strona 78
Type 1770	Type 1774	Type 1775	

	Page Strona 79

			Page Strona 80
Type 5361	Type 5362	Type 5363	

		Page Strona 81
Type 6610	Type 6680	

		Page Strona 82
Type 7430	Type 7450	

			Page Strona 83
Type 7711	Type 7711	Type 7711-PL	

			Page Strona 84
Type 7720	Type 7721	Type 8410	

			Page Strona 85
Type 8711	Type 8712	Type 8720	

DIN 69893-A

		Page Strona 67
Type 2856	Type 5390	
Type 5392	Type 5391	

		Page Strona 68
Type 7634	Type 7872	

		Page Strona 69
Type 7885	Type 7886	

			Page Strona 70
Type 7887	Type 7888	Type 7889	

			Page Strona 71
Type 7890	Type 7891	Type 7892 Type 1313	

		Page Strona 72
Type 7895	Type 1313	

DIN 228

			Page Strona 75
Type 1721	Type 5216	Type 5217	
Type 5219	Type 5366	Type 5367	
Type 5219	Type 5366	Type 5367	

**DIN 228**



Type 8727      Type 8728      Type 8730



Type 8731      Type 8735      Type 8740

Page Strona  
86



Type 8809      Type 8810

Page Strona  
87




Type 8811      Type 8811R

Page Strona  
88



Type 8812R      Type 8813R

Page Strona  
89



Type 8814      Type 8814R

Page Strona  
90



Type 8814NC      Type 8815

Page Strona  
91



Type 8815NC      Type 8816

Page Strona  
92




Type 8823      Type 8824

Page Strona  
93



Type 8831-KPL      Type 8831

Page Strona  
94



Type 8841      Type 8842      Type 8843      Type 8844

Page Strona  
95



Type 8845      Type 8846      Type 8847



Type 8832-K      Type 8832

Page Strona  
98



Type 8848      Type 8849      Type 8850      Type 8851

Page Strona  
97



Type 8852      Type 8853      Type 8854      Type 8855



Type 8825      Type 8882

Page Strona  
98

**DIN 6327**



Type 1830      Type 1831

Page Strona  
101



Type 1833



Type 5365      Type 7510

Page Strona  
102



Type 7520



Type 7813

Page Strona  
103

**DIN 1835**



Type 1875      Type 5348

Page Strona  
104





Type 7622      Type 7812

Page Strona  
105






Type 7812 kpl







	<b>Page Strona</b> 106		<b>Page Strona</b> 107
Type 7815		Type 7618	

		<b>Page Strona</b> 108
Type 7618 kpl	Type 7600 kpl	


		<b>Page Strona</b> 109
Type 3000	Type 3000 kpl	

	<b>Page Strona</b> 110
Type 3010-48	







	<b>Page Strona</b> 111
Type 3010-66	

				<b>Page Strona</b> 112
Type 1226	Type 1247	Type 1248	Type 1249	

	<b>Page Strona</b> 113	
Type 1911		
		
Type 5133	Type 5134-EKO	

	<b>Page Strona</b> 114
Type 8500	

	<b>Page Strona</b> 115		<b>Page Strona</b> 116
Type 4414 kpl		Type 4414	

						<b>Page Strona</b> 117
Type 4494	Type 4495	Type 4496	Type 4497	Type 4498	Type 4499	

## SPARE PARTS FOR TOOLPOST CZĘŚCI ZAMIENNE DO IMAKA TOKARSKIEGO

			<b>Page Strona</b> 118
Klucz z gniazdem 6-kt.	Tulejka	Śruba	
			
Mimośród	Wkręt	Śruba	
			
Kotek ustalający	Docisk	Klucz z gniazdem 4-kt.	
			
Sprężyna	Klucz z gniazdem 6-kt.		

## ACCESSORIES • CZĘŚCI ZAMIENNE

					<b>Page Strona</b> 119
Śruba	Śruba	Śruba mocująca	Wkręt	Wkręt	
					
Nakretka	Nakretka	Nakrętka	Zabierak	Zabierak	

				<b>Page Strona</b> 120
Docisk	Docisk kątowy	Klucz	Kamień	
				
Wpust	Wpust	Wpust	Kamień	

			<b>Page Strona</b> 121
Type 9833	Type 9833ES		
			
Type 9833-D	Type 9833-D ES		
			
Type 9833-S			
			
Type 9836			

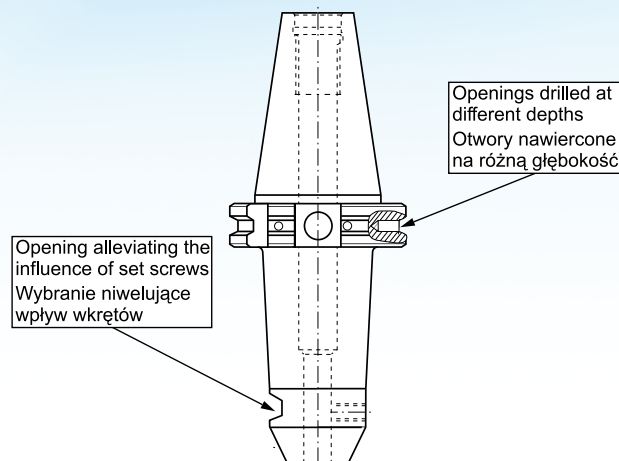
## Szybkowymienne oprawki wyważane

Obróbka skrawaniem metodą frezowania przy użyciu narzędzi najnowszej generacji wymaga stosowania bardzo wysokich parametrów. Wrzecziona obrabiarek pracują z prędkościami dochodzącymi nawet do 40 000 obr/min. Mając na uwadze dokładność obróbki, właściwą pracę narzędzia oraz ochronę łożyskowania wrzeczona obrabiarki przed nierównomiernym obciążeniem, należy stosować oprawki wyważane. Dotyczy to szczególnie oprawek z chwytem wykonanym wg normy DIN-69871 oraz MAS-403 BT.

Powszechnie stosowanym parametrem wyważenia oprawki jest klasa wyważenia G. Podawana jest ona razem z wartością określającą wartość niewyważenia resztkowego jakie może posiadać oprawka, przykładowo: G16; G6,3; G2,5. Im mniejsza wartość niewyważenia resztkowego, tym oprawka jest dokładniej wyważona. Oprócz klasy wyważenia, parametrem koniecznym do przeprowadzenia procesu wyważania jest dopuszczalna prędkość obrotowa oprawki, zależna od parametrów obrabiarki na jakiej będzie ona stosowana.

Obecnie standardem stały się oprawki wyważane w klasie G6,3 do  $n_{max} = 15\ 000$  obr/min. Na życzenie klienta możliwe jest wyważenie w wyższych klasach oraz do wyższych obrotów dopuszczalnych.

Proces wyważania dynamicznego oprawek prowadzony jest na wyważarkach włoskiej firmy CEMB. Korekcja wyważenia odbywa się metodą ubytkową i polega na nawiercaniu w kołnierzu oprawki szeregu otworów o określonej głębokości. Możliwe jest też wykonanie wybrań korygujących zaburzenia rozkładu masy spowodowane stosowaniem elementów konstrukcyjnych oprawki (np. wkręty dociskowe w oprawkach do narzędzi z chwytem Weldon). Przypadek ten przedstawiony jest na poniższym rysunku.



Chcąc zamówić oprawkę wyważoną należy podać:

- w jakiej klasie dokładności G ma zostać ona wyważona;
- do jakich prędkości obrotowych  $n_{max}$  będzie stosowana.

## High-speed, balanced holders

Machining with the use of the newest generation cutting tools requires using very high parameters. The grinding machine spindle rotational speeds can reach up to 40000 rpm. Considering the precision of processing, the correct work of the tool and protection of the bearing it's best to use balanced holders. It's especially important to use balanced holders when using DIN-69871 and MAS-403 BT holders.

The standard parameter for balancing tool holders is the G-class symbol. It is quoted including the value of unbalance of the tool holder. For example: G16, G6,3, G2,5. The smaller the number of unbalance the more precise is the balance of the tool holder and the better conditions of work. Aside the class of balance of the tool holder another important aspect is the max. speed of the machine spindle rotations, depending on the parameters of the used lathe.

As for today the standard holders are the ones with class of unbalance G6,3 at  $n_{max} = 15\ 000$  rpm. For customer request there is a possibility to produce tool holders with higher classes of unbalance and for higher spindle rotations.

The process of dynamic balancing of the tool holders is done on Italian balancing machines CEMB. The correction of the balance process uses the "loss method" which consists of drilling small openings of specified depth. It is possible to make openings correcting the weight distribution disturbances caused by using construction elements of the holders (such as set screws in tool holders for Weldon flat). Such an example can be found on the drawing below:

When ordering a balanced holder please be sure to send the following information:

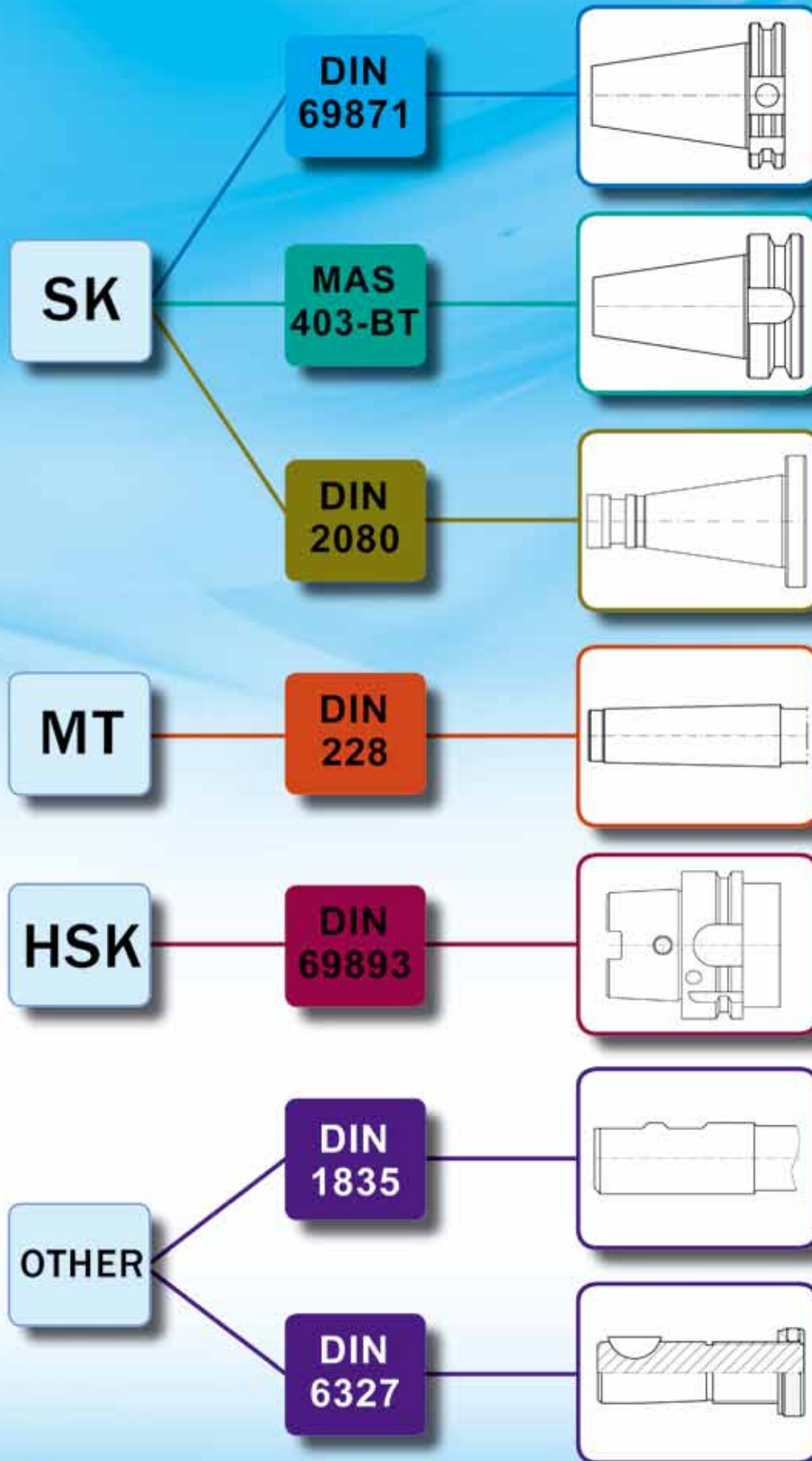
- The G-class the tool holder is suppose to be balanced in.
- The  $n_{max}$  rotation speed of the machine the holder will be used on.

**BALANCE**  
on request

Oprawki oznaczone znakiem podlegają procesowi wyważenia na zamówienie klienta.


Tool holders signed with this mark: Can be balanced on the customer's request.

DIN 69871	Page/Strona 13-26	<b>1</b>
MAS 403-BT	Page/Strona 27-41	<b>2</b>
DIN 2080	Page/Strona 43-63	<b>3</b>
DIN 69893 - HSK	Page/Strona 65-72	<b>4</b>
DIN 228	Page/Strona 73-98	<b>5</b>
DIN 6327, DIN 1835, DIN 6499, DIN 6388 ...	Page/Strona 99-121	<b>6</b>





DIN 69871



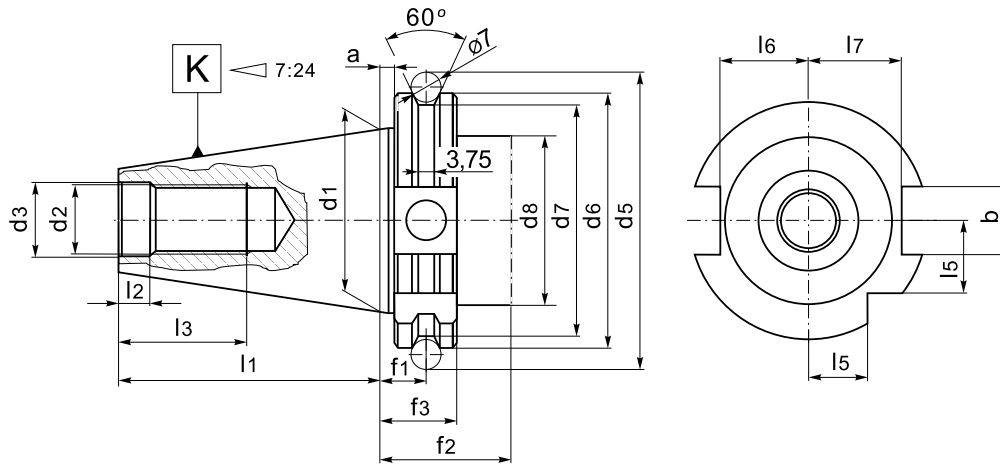
**BISON** BIAL

1

**DIN 69871-A**

**1**

TOOL SHANKS with 7:24 for automatic tool exchange  
 CHWYT ze stożkiem 7:24 do wymiany automatycznej



K 7:24	a	bH12	d1	d2	d3H7	d5	d6	d7	d8 <sub>max</sub>
30	3,2	16,1	31,75	M12	13	59,30	50,00	44,30	45
40	3,2	16,1	44,45	M16	17	72,30	63,55	56,25	50
50	3,2	25,7	69,85	M24	25	107,25	97,50	91,25	80

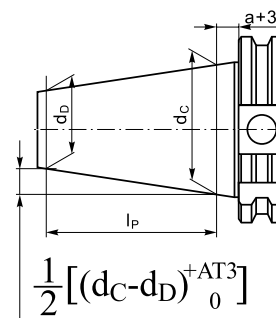
K 7:24	f1	f2 <sub>min</sub>	f3	l1	l2	l3	l5	l6	l7
30	11,1	35	19,1	47,80	5,5	24	15,0	16,4	19,0
40	11,1	35	19,1	68,40	8,2	32	18,5	22,8	25,0
50	11,1	35	19,1	101,75	11,5	47	30,0	35,5	37,7

**STANDARD FEATURES OF TOOLING**

- Manufactured with Chrome Manganese steel.
- Carburized with depth of case 0,7 mm.
- Hardened and precision ground.
- Surface Hardness RC 58±2.
- Taper angle: tolerance AT3.

**CHARAKTERYSTYKA TECHNICZNA WYROBÓW**

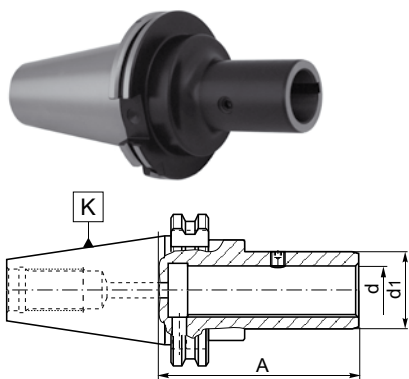
- Materiał: stal stopowa chromowo-manganowa
- Nawęglane na głębokość 0,7 mm.
- Hartowane i precyzyjnie szlifowane.
- Twardość powierzchni 58±2 HRC.
- Tolerancja kąta stożka At3.



K 7:24	d <sub>C</sub> -d <sub>D</sub>	l <sub>P</sub>	a	AT3
30	12,250	42	3,2	0,002
40	17,208	59	3,2	0,003
50	26,833	92	3,2	0,004

**Type 1606**

**DIN 69871-AD**
**HOLDERS** for adjustable adapters DIN 6327

**OPRAWKI** do trzpieni i tulei z regulacją osiową DIN 6327


Code No / Kod Nr	K 7:24	d	d1	A	
0642 116 060 404	40	16	25	75	U-1997/0
0642 116 060 506		20	32	80	U-1997/0
0642 116 060 608		28	40	100	U-7381/0
0642 116 060 700		36	50	115	U-7381/0
0642 116 060 801	50	16	25	85	U-1997/0
0642 116 060 903		20	32	85	U-1997/0
0642 116 061 008		28	40	100	U-7381/0
0642 116 061 100		36	50	100	U-7381/0
0642 116 061 201		48	67	105	U-7382/0

Typical order/Sposób zamawiania: 0642 116 060 506 lub 1606-40-20-80

**Type 1681**

**DIN 69871-AD**
**REDUCING ADAPTERS** for tools with Morse taper and tang DIN 228-B shank or for tools with Morse taper shank and drawbar thread DIN 228-A

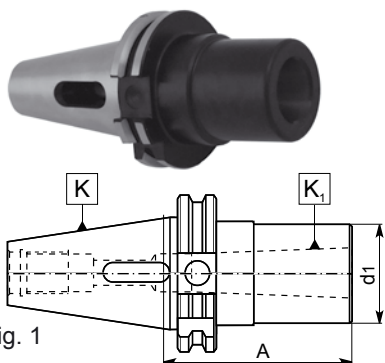
**TULEJE REDUKCYJNE** do narzędzi z chwytem Morse'a z płetwą wg DIN 228-B lub do narzędzi z chwytem Morse'a z gwintem wg DIN 228-A


Fig. 1

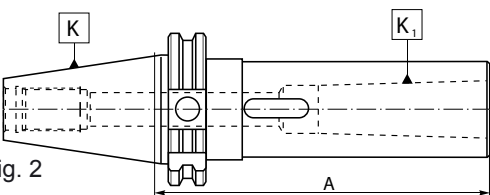


Fig. 2

Code No / Kod Nr	K 7:24	K1 Morse	A	d1	Fig.
0642 116 810 119	30	1	50	25	1
0642 116 810 210		2*	60	32	1
0642 116 810 312		3*	80	40	1
0642 116 810 106	40	1	50	25	1
0642 116 810 208		2	50	32	1
0642 116 810 300		3*	70	40	1
0642 116 810 401		4*	95	48	1
0642 116 810 503		1	120	25	2
0642 116 810 605		2	120	32	2
0642 116 810 707		3*	135	40	2
0642 116 810 809		4*	165	48	2
0642 116 811 107	50	1	45	25	1
0642 116 811 209		2	60	32	1
0642 116 811 300		3	65	40	1
0642 116 811 402		4	95	48	1
0642 116 811 504		5*	105	63	1
0642 116 811 606		1	120	25	2
0642 116 811 708		2	135	32	2
0642 116 811 800		3	155	40	2
0642 116 811 901		4	180	48	2
0642 116 812 108		5*	215	63	2

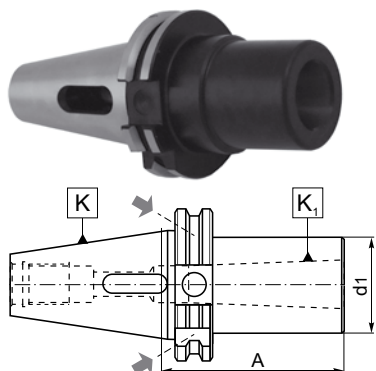
Typical order/Sposób zamawiania: 0642 116 811 300 lub 1681-50-3-65

\* only for tools with Morse taper and tang DIN 228-B shank

\* tylko do narzędzi z chwytem Morse'a z płetwą wg DIN 228-B

**Type 1681 AD+B**

**DIN 69871-AD+B**
**REDUCING ADAPTERS** for tools with Morse taper and tang DIN 228-B shank or for tools with Morse taper shank and drawbar thread DIN 228-A

**TULEJE REDUKCYJNE** do narzędzi z chwytem Morse'a z płetwą wg DIN 228-B lub do narzędzi z chwytem Morse'a z gwintem wg DIN 228-A


Code No / Kod Nr	K 7:24	K1 Morse	A	d1
0642 116 818 307	40	2	50	32
0642 116 818 409		3*	70	40
0642 116 818 500		4*	95	48
0642 116 819 308	50	2	60	32
0642 116 819 400		3	65	40
0642 116 819 501		4	95	48
0642 116 819 603		5*	120	63

Typical order/Sposób zamawiania: 0642 116 819 603 lub 1681-50-5-120 AD+B

\* only for tools with Morse taper and tang DIN 228-B shank

\* tylko do narzędzi z chwytem Morse'a z płetwą wg DIN 228-B

## Type 1682



**REDUCING ADAPTERS** for tools with Morse taper shank and drawbar thread DIN 228-A

**TULEJE REDUKCYJNE** do narzędzi z chwytem Morse'a z gwintem wg DIN 228-A

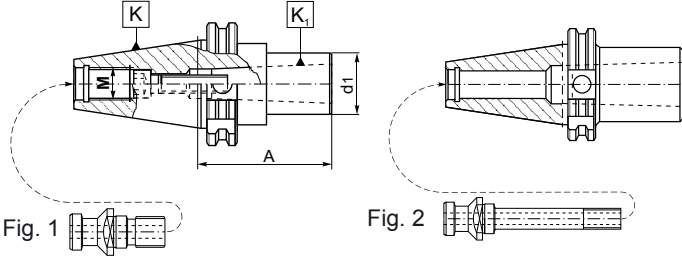


Fig. 1

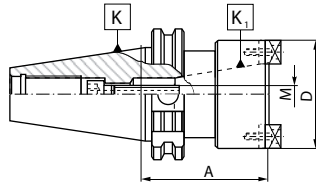
Fig. 2

## Type 1684



**TAPER ADAPTERS** for tools with 7:24 taper shank

**TULEJE REDUKCYJNE** do narzędzi z chwytem 7:24



## Type 1695



**REDUCING ADAPTERS** for tools with Morse taper shank and drawbar thread DIN 228-A

**TULEJE REDUKCYJNE** do narzędzi z chwytem Morse'a z gwintem wg DIN 228-A

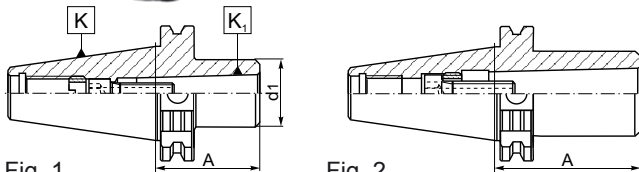


Fig. 1

Fig. 2

## Type 1695 AD+B



**REDUCING ADAPTERS** for tools with Morse taper shank and drawbar thread DIN 228-A

**TULEJE REDUKCYJNE** do narzędzi z chwytem Morse'a z gwintem wg DIN 228-A

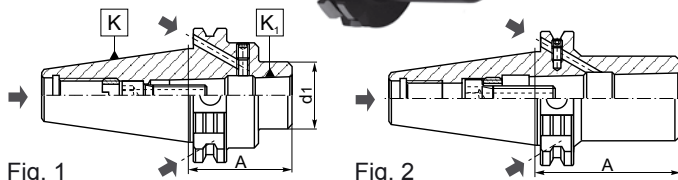


Fig. 1

Fig. 2

## DIN 69871-A

Code No / Kod Nr	K 7:24	K1 Morse	A	d1	M	fig.	
0642 116 820 104	40	1	45	25	M16	1	W-1091/0
0642 116 820 206		2	60	32	M16	1	W-1092/0
0642 116 820 308		3	75	40	—	2	—
0642 116 820 400		4	85	48	—	2	—
0642 116 821 105	50	1	45	25	M24	1	W-1091/0
0642 116 821 207		2	45	32	M24	1	W-1095/0
0642 116 821 309		3	60	40	M24	1	W-1096/0
0642 116 821 400		4	75	48	M24	1	U-5984/0
0642 116 821 502		5	75	63	—	2	—

Typical order/Sposób zamawiania: 0642 116 821 502 lub 1682-50-5-75

## DIN 69871-AD

Code No / Kod Nr	K 7:24	K1 7:24	A	D	M	
0642 116 840 508	50	40	80	88	M16	U-6227/0

Typical order/Sposób zamawiania: 0642 116 840 508 lub 1684-50-40-80

## DIN 69871-AD

Code No / Kod Nr	K 7:24	K1 Morse	A	d1	Fig.	
0642 116 952 108	30	1	50	25	1	W-1091/0
0642 116 952 200		2	60	32	2	W-1095/0
0642 116 952 301		3	85	40	2	U-7790/0
0642 116 950 106	40	1	50	25	1	W-1091/0
0642 116 950 208		2	50	32	1	W-1092/0
0642 116 950 300		3	70	40	2	W-1093/0
0642 116 950 401		4	95	48	2	W-1094/0
0642 116 951 107	50	1	45	25	1	W-1091/0
0642 116 951 209		2	60	32	1	W-1095/0
0642 116 951 300		3	65	40	1	W-1096/0
0642 116 951 402		4	95	48	1	W-1097/0
0642 116 951 504		5	120	63	2	W-1098/0

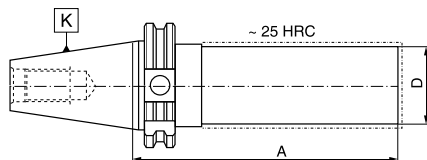
Typical order/Sposób zamawiania: 0642 116 951 504 lub 1695-50-5-120

## DIN 69871-AD+B

Code No / Kod Nr	K 7:24	K1 Morse	A	d1	Fig.	
0642 116 955 304	40	2	50	32	1	W-1092/0
0642 116 955 406		3	70	40	2	W-1093/0
0642 116 955 508		4	95	48	2	W-1094/0
0642 116 956 305	50	2	60	32	1	W-1095/0
0642 116 956 407		3	65	40	1	W-1096/0
0642 116 956 509		4	95	48	1	W-1097/0
0642 116 956 600		5	120	63	2	W-1098/0

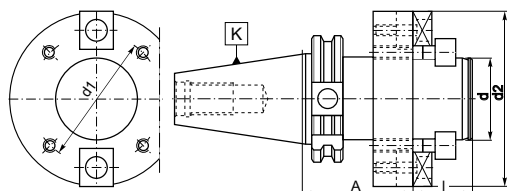
Typical order/Sposób zamawiania: 0642 116 956 600 lub 1695-50-5-120 AD+B



**Type 2191**
**DIN 69871-A**
**BLANK ADAPTERS**  
**TRZPIEŃ - PÓŁFABRYKAT**


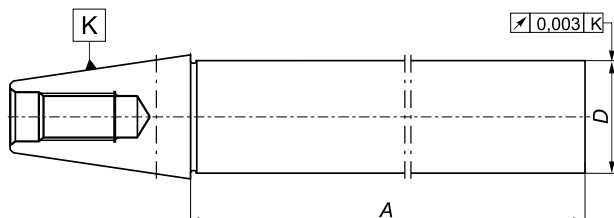
Code No / Kod Nr	K 7:24	D	A
0642 121 910 107	40	40	250
0642 121 910 209		40	280
0642 121 910 313		63	160
0642 121 910 110		63	250
0642 121 910 300		63	280
0642 121 910 402		80	270
0642 121 911 200	50	50	330
0642 121 911 238		63	250
0642 121 911 266		63	315
0642 121 911 301		80	330
0642 121 911 403		95	250
0642 121 911 431		97	250
0642 121 911 460		97	315

Typical order/Sposób zamawiania: 0642 121 911 301 lub 2191-50-80-330

**Type 2827**
**DIN 69871-A**
**ADAPTERS for indexable milling cutters**  
**TRZPIENIE FREZARSKIE do głowic frezarskich**


Code No / Kod Nr	K 7:24	d	d1	d2	A	I		
0642 128 270 100	40	40	66,7	89	60	30	U-6064/0	U-1414/0
0642 128 270 008		60	101,6	129	60	40	U-6066/0	U-2042/0
0642 128 270 201	50	40	66,7	89	70	30	U-6064/0	U-1414/0
0642 128 270 303		60	101,6	129	70	40	U-6066/0	U-2042/0

Typical order/Sposób zamawiania: 0642 128 270 303 lub 2827-50-60

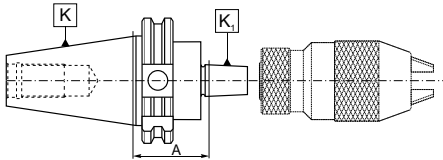
**Type 2852**
**DIN 69871-A**
**TEST ARBORS**  
**TRZPIENIE KONTROLNE**


Code No / Kod Nr	K 7:24	D	A
0642128 521 000	40	40	300
0642 128 522 000	50	50	300

Typical order/Sposób zamawiania: 0642 128 521 000 lub 2852-40-40-300

**Type 5374**


**DRILL CHUCK ADAPTERS** for drill chucks taper DIN 238 or Jacobs taper  
**TRZPIENIE** do uchwytów wiertarskich ze stożkiem DIN 238 lub Jacobsa


**DIN 69871-A**

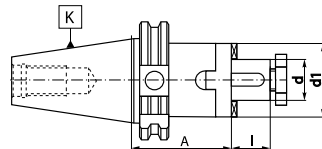
Code No / Kod Nr	K 7:24	K1 DIN/Jacobs	A
0642 153 742 200	30	B12	25
0642 153 742 301		B16	25
0642 153 740 106	40	B12	40
0642 153 740 605		B12	90
0642 153 740 300		B16	40
0642 153 740 707		B16	90
0642 153 740 503		B18	40
0642 153 740 809		B18	90
0642 153 741 300	50	B16	40
0642 153 741 504		B16	90
0642 153 741 402		B18	40
0642 153 741 606		B18	90
0642 153 745 202	40	J33	40
0642 153 745 600		J6	40
0642 153 746 203	50	J33	40
0642 153 746 600		J6	40

Typical order/Sposób zamawiania: 0642 153 741 606 lub 5374-50-B18-90

**Type 7301**


**COMBINATION SHELL MILL ADAPTERS** for cutters with keyway  
or driving slot DIN 138

**TRZPIENIE FREZARSKIE UNIWERSALNE** do frezów z rowkiem wpustowym lub rowkiem zabierakowym w/g DIN 138


**DIN 69871-A**

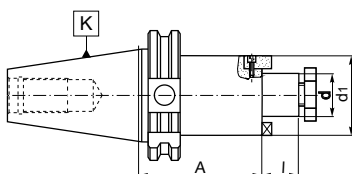
Code No / Kod Nr	K 7:24	d	A	l	d1			
0642 173 010 000	40	16	55	17	32	U-0620/0	U-1364/0	U-1355/0
0642 173 010 101		22	55	19	40	U-0621/0	U-1365/0	U-1356/0
0642 173 010 203		27	55	21	48	U-0622/0	U-1366/0	U-1357/0
0642 173 010 305		32	60	24	58	U-0623/0	U-1367/0	U-6355/0
0642 173 010 407		40	60	27	70	U-0624/0	U-1368/0	U-1359/0
0642 173 010 509	50	16	55	17	32	U-0620/0	U-1364/0	U-1355/0
0642 173 010 600		22	55	19	40	U-0621/0	U-1365/0	U-1356/0
0642 173 010 702		27	55	21	48	U-0622/0	U-1366/0	U-1357/0
0642 173 010 804		32	55	24	58	U-0623/0	U-1367/0	U-6355/0
0642 173 010 906		40	55	27	70	U-0624/0	U-1368/0	U-1359/0
0642 173 011 102		50	70	30	90	U-0625/0	U-1369/0	U-1360/0

Typical order/Sposób zamawiania: 0642 173 010 600 lub 7301-50-22-55

**Type 7369**


**SHELL MILL ADAPTERS** for cutters with driving slot DIN 138

**TRZPIENIE FREZARSKIE ZABIERAKOWE** do frezów z rowkiem zabierakowym w/g DIN 138

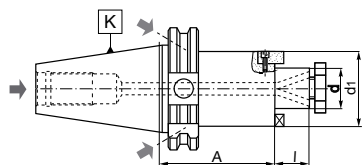

**DIN 69871-A**

Code No / Kod Nr	K 7:24	d	A	l	d1		
0642 173 693 205	30	16	35	17	32	U-0620/0	S-2117/0
0642 173 693 307		22	35	19	40	U-0621/0	S-2121/0
0642 173 693 409		27	60	21	48	U-0622/0	S-2111/0
0642 173 693 500		32	60	24	58	U-0623/0	S-2114/0
0642 173 690 100	40	16	60	17	32	U-0620/0	S-2117/0
0642 173 690 600		16	120	17	32	U-0620/0	S-2117/0
0642 173 690 202		22	60	19	40	U-0621/0	S-2121/0
0642 173 690 701		22	120	19	40	U-0621/0	S-2121/0
0642 173 690 304		27	60	21	48	U-0622/0	S-2111/0
0642 173 690 803		27	120	21	48	U-0622/0	S-2111/0
0642 173 690 406		32	60	24	58	U-0623/0	S-2114/0
0642 173 690 905		32	120	24	58	U-0623/0	S-2114/0
0642 173 690 508		40	60	27	70	U-0624/0	S-2124/0
0642 173 691 101	50	16	60	17	32	U-0620/0	S-2117/0
0642 173 691 702		16	110	17	32	U-0620/0	S-2117/0
0642 173 691 203		22	60	19	40	U-0621/0	S-2121/0
0642 173 691 804		22	110	19	40	U-0621/0	S-2121/0
0642 173 691 305		27	60	21	48	U-0622/0	S-2111/0
0642 173 691 906		27	110	21	48	U-0622/0	S-2111/0
0642 173 691 407		32	60	24	58	U-0623/0	S-2114/0
0642 173 692 102		32	110	24	58	U-0623/0	S-2114/0
0642 173 691 509		40	60	27	70	U-0624/0	S-2124/0
0642 173 692 204		40	110	27	70	U-0624/0	S-2124/0
0642 173 691 600		50	60	30	90	U-0625/0	U-5974/0

Typical order/Sposób zamawiania: 0642 173 010 600 lub 7301-50-22-55

**Type 7369 AD+B**


**SHELL MILL ADAPTERS** for cutters with driving slot DIN 138  
**TRZPIENIE FREZARSKIE ZABIERAKOWE** do frezów z rowkiem zabierakowym w/g DIN 138

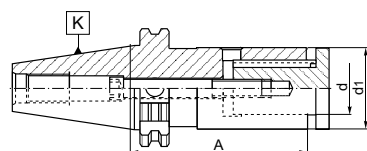

**DIN 69871-AD+B**
**1**

Code No / Kod Nr	K 7:24	d	A	I	d1		
0642 173 695 105	40	16	45	17	38	U-0620/0	W-1945/0
0642 173 695 120		16	100	17	38	U-0620/0	W-1945/0
0642 173 695 146		16	130	17	38	U-0620/0	W-1945/0
0642 173 695 161		16	160	17	38	U-0620/0	W-1945/0
0642 173 695 207		22	45	19	48	U-0621/0	W-1946/0
0642 173 695 222		22	100	19	48	U-0621/0	W-1946/0
0642 173 695 248		22	130	19	48	U-0621/0	W-1946/0
0642 173 695 263		22	160	19	48	U-0621/0	W-1946/0
0642 173 695 309		27	60	21	58	U-0622/0	W-1947/0
0642 173 695 324		27	100	21	58	U-0622/0	W-1947/0
0642 173 695 340		27	130	21	58	U-0622/0	W-1947/0
0642 173 695 365		27	160	21	58	U-0622/0	W-1947/0
0642 173 695 400		32	60	24	66	U-0623/0	W-1948/0
0642 173 695 426		32	100	24	66	U-0623/0	W-1948/0
0642 173 695 441		32	130	24	66	U-0623/0	W-1948/0
0642 173 695 467		32	160	24	66	U-0623/0	W-1948/0
0642 173 695 502		40	65	27	80	U-0624/0	W-1949/0
0642 173 695 528		40	100	27	80	U-0624/0	W-1949/0
0642 173 695 543		40	130	27	80	U-0624/0	W-1949/0
0642 173 695 569		40	160	27	80	U-0624/0	W-1949/0
0642 173 696 208	50	16	50	17	38	U-0620/0	W-1945/0
0642 173 696 223		16	100	17	38	U-0620/0	W-1945/0
0642 173 696 249		16	130	17	38	U-0620/0	W-1945/0
0642 173 696 264		16	160	17	38	U-0620/0	W-1945/0
0642 173 696 280		16	200	17	38	U-0620/0	W-1945/0
0642 173 696 300		22	50	19	48	U-0621/0	W-1946/0
0642 173 696 325		22	100	19	48	U-0621/0	W-1946/0
0642 173 696 340		22	130	19	48	U-0621/0	W-1946/0
0642 173 696 366		22	160	19	48	U-0621/0	W-1946/0
0642 173 696 381		22	200	19	48	U-0621/0	W-1946/0
0642 173 696 401		27	55	21	58	U-0622/0	W-1947/0
0642 173 696 427		27	100	21	58	U-0622/0	W-1947/0
0642 173 696 442		27	130	21	58	U-0622/0	W-1947/0
0642 173 696 468		27	160	21	58	U-0622/0	W-1947/0
0642 173 696 483		27	200	21	58	U-0622/0	W-1947/0
0642 173 696 503		32	60	24	66	U-0623/0	W-1948/0
0642 173 696 529		32	100	24	66	U-0623/0	W-1948/0
0642 173 696 544		32	130	24	66	U-0623/0	W-1948/0
0642 173 696 560		32	160	24	66	U-0623/0	W-1948/0
0642 173 696 585		32	200	24	66	U-0623/0	W-1948/0
0642 173 696 605		40	65	27	80	U-0624/0	W-1949/0
0642 173 696 620		40	100	27	80	U-0624/0	W-1949/0
0642 173 696 646		40	130	27	80	U-0624/0	W-1949/0
0642 173 696 661		40	160	27	80	U-0624/0	W-1949/0
0642 173 696 687		40	200	27	80	U-0624/0	W-1949/0
0642 173 696 707		50	70	30	90	U-0625/0	U-5974/0
0642 173 696 722		50	100	30	90	U-0625/0	U-5974/0
0642 173 696 748		50	130	30	90	U-0625/0	U-5974/0
0642 173 696 763		50	160	30	90	U-0625/0	U-5974/0
0642 173 696 789		50	200	30	90	U-0625/0	U-5974/0

Typical order/Sposób zamawiania: 0642 173 695 105 lub 7369-40-16-45 AD+B

**Type 7373**


**MILLING ARBORs** for staggered tooth side milling cutters  
**TRZPIENIE FREZARSKIE** do frezów tarczowych

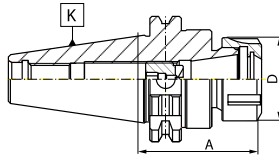

**DIN 69871-A**

Code No / Kod Nr	K 7:24	d	d1	A	Capacity/ Zakres			
0642 173 731 008	40	16	29	95	0-10	U-6520/0	U-6510/0	U-6526/0
0642 173 731 100		16	29	125	0-16	U-6520/0	U-6511/0	U-6527/0
0642 173 731 201		22	36	95	0-10	U-6523/0	U-6512/0	U-6528/0
0642 173 731 303		22	36	125	0-20	U-6523/0	U-6513/0	U-6529/0
0642 173 731 405		27	42	95	0-10	U-6523/0	U-6514/0	U-6530/0
0642 173 731 507		27	42	125	0-20	U-6523/0	U-6515/0	U-6531/0
0642 173 731 609		32	50	95	0-10	U-6523/0	U-6516/0	U-6532/0
0642 173 731 700		32	50	125	0-20	U-6523/0	U-6517/0	U-6533/0
0642 173 732 009	50	22	36	100	0-10	U-6524/0	U-6512/0	U-6528/0
0642 173 732 100		22	36	125	0-20	U-6524/0	U-6513/0	U-6529/0
0642 173 732 202		27	42	100	0-10	U-6524/0	U-6514/0	U-6530/0
0642 173 732 304		27	42	125	0-20	U-6524/0	U-6515/0	U-6531/0
0642 173 732 406		32	50	100	0-10	U-6524/0	U-6516/0	U-6532/0
0642 173 732 508		32	50	125	0-20	U-6524/0	U-6517/0	U-6533/0
0642 173 732 600		40	58	100	0-10	U-6524/0	U-6518/0	U-6534/0
0642 173 732 701		40	58	125	0-20	U-6524/0	U-6519/0	U-6535/0

Typical order/Sposób zamawiania: 0642 173 731 405 lub 7373-40-27-95

**Type 7617**

**COLLET CHUCKS ER** for tool with cylindrical shank

**OPRAWKI ZACISKOWE** (do tulejek ER DIN 6499) do narzędzi z chwytem walcowym

**Standard accessories:**

 Nut - page 121  
screw

**Wyposażenie podstawowe:**

 Nakrętka - str. 121  
wkreć

**Optional accessories:**

 Collets - page 107  
wrench - page 121

**Wyposażenie dodatkowe:**

 Tulejki zaciskowe - str. 107  
klucz - str. 121

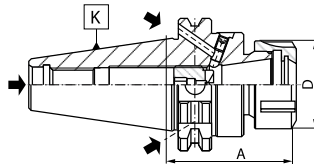
**DIN 69871-AD**

Code No / Kod Nr	K 7:24	Collet Tulejka	A	Capacity Zakres	D		
0642 176 170 621	30	ER16	60	2-10	32	9833-16	M10x11LH
0642 176 170 690		ER25	60	2-16	42	9833-25	M18x1,5x19LH
0642 176 170 647		ER32	60	2-20	50	9833-32	M18x1,5x19LH
0642 176 170 265	40	ER16	60	2-10	32	9833-16	M12x1,5x14LH
0642 176 170 005		ER25	60	2-16	42	9833-25	M18x1,5x19LH
0642 176 170 240		ER25	130	2-16	42	9833-25	M18x1,5x19LH
0642 176 170 300		ER32	70	2-20	50	9833-32	M22x1,5x24LH
0642 176 171 301		ER32	130	2-20	50	9833-32	M22x1,5x24LH
0642 176 170 901		ER40	70	2-26	63	9833-40	M28x1,5x30LH
0642 176 171 709	50	ER32	70	2-20	50	9833-32	M22x1,5x24LH
0642 176 172 007		ER32	130	2-20	50	9833-32	M22x1,5x24LH
0642 176 172 302		ER40	80	2-26	63	9833-40	M28x1,5x30LH
0642 176 172 700		ER40	130	2-26	63	9833-40	M28x1,5x30LH

Typical order/Sposób zamawiania: 0642 176 172 700 lub 7617-50-40-130

**Type 7617 AD+B**

**COLLET CHUCKS ER** for tool with cylindrical shank

**OPRAWKI ZACISKOWE** (do tulejek ER DIN 6499) do narzędzi z chwytem walcowym

**Standard accessories:**

 Nut - page 121  
screw

**Wyposażenie podstawowe:**

 Nakrętka - str. 121  
wkreć

**Optional accessories:**

 Collets - page 107  
wrench - page 121

**Wyposażenie dodatkowe:**

 Tulejki zaciskowe - str. 107  
klucz - str. 121

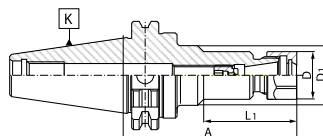
**DIN 69871-AD+B**

Code No / Kod Nr	K 7:24	Collet Tulejka	A	Capacity Zakres	D		
0642 176 176 347	40	ER16	60	2-10	32	9833-16	M12x1,5x14LH
0642 176 176 464		ER25	60	2-16	42	9833-25	M18x1,5x19LH
0642 176 176 477		ER25	130	2-16	42	9833-25	M18x1,5x19LH
0642 176 176 500		ER32	70	2-20	50	9833-32	M22x1,5x24LH
0642 176 176 540		ER32	160	2-20	50	9833-32	M22x1,5x24LH
0642 176 176 566		ER40	70	2-26	63	9833-40	M28x1,5x30LH
0642 176 176 668	50	ER32	70	2-20	50	9833-32	M22x1,5x24LH
0642 176 176 744		ER32	160	2-20	50	9833-32	M22x1,5x24LH
0642 176 176 785		ER40	80	2-26	63	9833-40	M28x1,5x30LH
0642 176 176 820		ER40	160	2-26	63	9833-40	M28x1,5x30LH

Typical order/Sposób zamawiania: 0642 176 172 700 lub 7617-50-40-130

**Type 7617-S**

**COLLET CHUCKS ER** for tool with cylindrical shank

**OPRAWKI ZACISKOWE** (do tulejek ER DIN 6499) do narzędzi z chwytem walcowym

**Standard accessories:**

 Nut - page 121  
screw

**Wyposażenie podstawowe:**

 Nakrętka - str. 121  
wkreć

**Optional accessories:**

 Collets - page 107  
wrench - page 121

**Wyposażenie dodatkowe:**

 Tulejki zaciskowe - str. 107  
klucz - str. 121

**DIN 69871-AD**

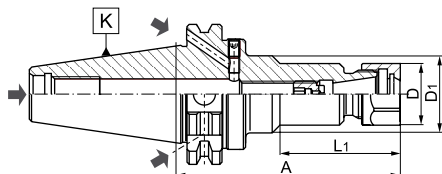
Code No / Kod Nr	K 7:24	Collet Tulejka	A	Capacity Zakres	L1	D	D1		
0642 176 174 126	40	ER16	100	2-10	-	28	-	9833-16D	M12x1,5x14LH
0642 176 174 228		ER16	150	2-10	85	28	40	9833-16D	M12x1,5x14LH
0642 176 174 523	50	ER16	100	2-10	-	28	-	9833-16D	M12x1,5x14LH
0642 176 174 625		ER16	150	2-10	85	28	40	9833-16D	M12x1,5x14LH

Typical order/Sposób zamawiania: 0642 176 174 625 lub 7617-50-16-150 S

**Type 7617-S**

 BALANCE  
on request

**COLLET CHUCKS ER** for tool with cylindrical shank

**OPRAWKI ZACISKOWE** (do tulejek ER DIN 6499) do narzędzi z chwytem walcowym

**DIN 69871-AD+B**

Code No / Kod Nr	K 7:24	Collet Tulejka	A	Capacity Zakres	L1	D	D1		
0642 176 176 388	40	ER16	100	2-10	—	28	—	9833-16D	M12x1,5x14LH
0642 176 176 423		ER16	160	2-10	86	28	40	9833-16D	M12x1,5x14LH
0642 176 176 581	50	ER16	100	2-10	—	28	—	9833-16D	M12x1,5x14LH
0642 176 176 627		ER16	160	2-10	86	28	40	9833-16D	M12x1,5x14LH

Typical order/Sposób zamawiania: 0642 176 176 627 lub 7617-50-16-160 S AD+B

**Standard accessories:**

 Nut - page 121  
screw

**Wyposażenie podstawowe:**

 Nakrętka - str. 121  
wkręt

**Optional accessories:**

 Collets - page 107  
wrench - page 121

**Wyposażenie dodatkowe:**

 Tulejki zaciskowe - str. 107  
klucz - str. 121

**Type 7617**

 BALANCE  
on request

**COLLET CHUCKS ER - SET** for tool with cylindrical shank

**OPRAWKI ZACISKOWE ER - KOMPLET** do narzędzi z chwytem walcowym

**DIN 69871-AD**

Code No / Kod Nr	K 7:24	Collet Tulejka	A	Capacity Zakres	Full set pieces Ilość tulejek
0642 176 170 619	30	ER16	60	2-10	8
0642 176 170 634		ER32	60	2-20	18
0642 176 170 107	40	ER25	60	2-16	14
0642 176 170 402		ER32	70	2-20	18
0642 176 171 108		ER32	130	2-20	18
0642 176 170 708		ER40	70	2-26	24
0642 176 171 505	50	ER32	70	2-20	18
0642 176 171 800		ER32	130	2-20	18
0642 176 172 109		ER40	80	2-26	24
0642 176 172 506		ER40	130	2-26	24

**Type 7617-S**

Code No / Kod Nr	K 7:24	Collet Tulejka	A	Capacity Zakres	Full set pieces Ilość tulejek
0642 176 174 100	40	ER16	100	2-10	8
0642 176 174 202		ER16	150	2-10	8
0642 176 174 508	50	ER16	100	2-10	8
0642 176 174 600		ER16	150	2-10	8

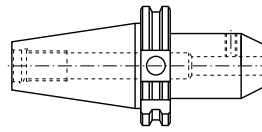
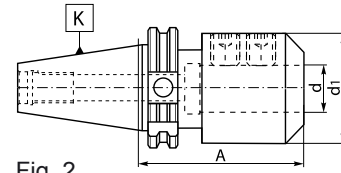
**Type 7617-PL**

Code No / Kod Nr	K 7:24	Collet Tulejka	A	Capacity Zakres	Full set pieces Ilość tulejek
0642 176 170 650	30	ER32	60	3-20	8
				Tulejki Ø 4,5,6,8,10,12,16,20	
0642 176 170 428	40	ER32	70	3-20	8
				Tulejki Ø 4,5,6,8,10,12,16,20	
0642 176 171 518	50	ER32	70	3-20	8
				Tulejki Ø 4,5,6,8,10,12,16,20	

**Type 7625**

**DIN 69871-AD**
**1**

**END MILL ADAPTERS** for cutters with cylindrical shank and weldon flat DIN 1835-B  
**OPRAWKA ZACISKOWA** do narzędzi z chwytem walcowym Weldon'a DIN 1835-B


**Fig. 1**

**Fig. 2**

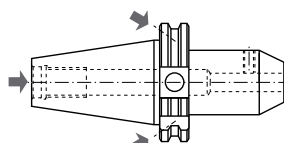
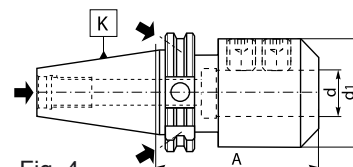
Code No / Kod Nr	K 7:24	d	A	d1	Fig.	
0642 176 251 213	30	6	50	25,0	1	U-4131/0
0642 176 251 315		8	50	28,0	1	U-4132/0
0642 176 251 417		10	50	35,0	1	U-4133/0
0642 176 251 519		12	50	42,0	1	U-4134/0
0642 176 251 610		16	63	44,0	1	U-4135/0
0642 176 251 712		20	63	44,0	1	U-5888/0
0642 176 252 201	40	6	30	25,0	1	U-4131/0
0642 176 250 108		6	50	25,0	1	U-4131/0
0642 176 252 255		6	100	25,0	1	U-4131/0
0642 176 252 283		6	130	25,0	1	U-4131/0
0642 176 252 303		8	30	28,0	1	U-4132/0
0642 176 250 200		8	50	28,0	1	U-4132/0
0642 176 252 357		8	100	28,0	1	U-4132/0
0642 176 252 385		8	130	28,0	1	U-4132/0
0642 176 252 405		10	32	35,0	1	U-4133/0
0642 176 250 301		10	50	35,0	1	U-4133/0
0642 176 252 459		10	100	35,0	1	U-4133/0
0642 176 252 487		10	130	35,0	1	U-4133/0
0642 176 252 507		12	34	42,0	1	U-4134/0
0642 176 250 403		12	50	42,0	1	U-4134/0
0642 176 252 550		12	100	42,0	1	U-4134/0
0642 176 252 589		12	130	42,0	1	U-4134/0
0642 176 252 510		14	34	44,0	1	U-4134/0
0642 176 252 522		14	50	44,0	1	U-4134/0
0642 176 252 535		14	63	44,0	1	U-4134/0
0642 176 252 609		16	35	44,0	1	U-4135/0
0642 176 250 505		16	63	44,5	1	U-4135/0
0642 176 252 652		16	100	48,0	1	U-4135/0
0642 176 252 637		18	63	44,5	1	U-5887/0
0642 176 253 100		20	35	44,5	1	U-6756/0
0642 176 250 607		20	63	44,5	1	U-5888/0
0642 176 253 154		20	100	52,0	1	U-4136/0
0642 176 253 202		25	35	44,5	1	U-6756-0
0642 176 253 304		25	60	44,5	2	U-6756/0 U-6757/0
0642 176 250 709		25	100	63,0	2	U-4137/0 U-4137/0
0642 176 253 508		32	70	72,0	2	U-6755/0 U-4138/0
0642 176 250 800		32	100	72,0	2	U-4138/0 U-4138/0

Code No / Kod Nr	K 7:24	d	A	d1	Fig.	
0642 176 251 109	50	6	63	25,0	1	U-4131/0
0642 176 251 137		6	130	25,0	1	U-4131/0
0642 176 251 200		8	63	28,0	1	U-4132/0
0642 176 251 239		8	130	28,0	1	U-4132/0
0642 176 251 302		10	63	35,0	1	U-4133/0
0642 176 251 330		10	130	35,0	1	U-4133/0
0642 176 251 404		12	63	42,0	1	U-4134/0
0642 176 253 885		12	130	42,0	1	U-4134/0
0642 176 254 000		14	63	44,0	1	U-4134/0
0642 176 251 506		16	63	48,0	1	U-4135/0
0642 176 251 521		16	100	48,0	1	U-4135/0
0642 176 251 534		16	130	48,0	1	U-4135/0
0642 176 251 550		18	63	50,0	1	U-4135/0
0642 176 254 101		20	35	52,0	1	U-4136/0
0642 176 251 608		20	63	52,0	1	U-4136/0
0642 176 251 636		20	130	52,0	1	U-4136/0
0642 176 254 305		25	60	69,9	2	U-4136/0 U-4137/0
0642 176 251 700		25	80	65,0	2	U-4137/0 U-4137/0
0642 176 251 738		25	130	65,0	2	U-4137/0 U-4137/0
0642 176 254 509		32	70	69,9	2	U-4136/0 U-4138/0
0642 176 251 801		32	100	72,0	2	U-4138/0 U-4138/0
0642 176 251 830		32	130	72,0	2	U-4138/0 U-4138/0
0642 176 251 855		32	160	72,0	2	U-4138/0 U-4138/0
0642 176 251 896		40	100	80,0	2	U-5870/0 U-5870/0
0642 176 251 903		40	120	90,0	2	U-5870/0 U-5870/0
0642 176 252 100		50	130	100,0	2	U-4139/0 U-4139/0

Typical order/Sposób zamawiania: 0642 176 251 801 lub 7625-50-32-100

**Type 7625**

**DIN 69871-AD+B**
**END MILL ADAPTERS** for cutters with cylindrical shank and weldon flat DIN 1835-B

**OPRAWKA ZACISKOWA** do narzędzi z chwytem walcowym Weldon'a DIN 1835-B

**Fig. 3**

**Fig. 4**

Code No / Kod Nr	K 7:24	d	A	d1	Fig.	
0642 176 255 102	40	6	50	25,0	3	U-4131/0
0642 176 255 128		6	100	25,0	3	U-4131/0
0642 176 255 143		6	130	25,0	3	U-4131/0
0642 176 255 169		6	160	25,0	3	U-4131/0
0642 176 255 184		6	200	25,0	3	U-4131/0
0642 176 255 204		8	50	28,0	3	U-4132/0
0642 176 255 220		8	100	28,0	3	U-4132/0
0642 176 255 245		8	130	28,0	3	U-4132/0
0642 176 255 260		8	160	28,0	3	U-4132/0
0642 176 255 286		8	200	28,0	3	U-4132/0
0642 176 255 306		10	60	35,0	3	U-4133/0
0642 176 255 321		10	100	35,0	3	U-4133/0
0642 176 255 347		10	130	35,0	3	U-4133/0
0642 176 255 362		10	160	35,0	3	U-4133/0
0642 176 255 388		10	200	35,0	3	U-4133/0
0642 176 255 408		12	60	42,0	3	U-4134/0
0642 176 255 410		12	100	42,0	3	U-4134/0
0642 176 255 423		12	130	42,0	3	U-4134/0
0642 176 255 436		12	160	42,0	3	U-4134/0
0642 176 255 449		12	200	42,0	3	U-4134/0
0642 176 255 451		14	60	44,0	3	U-4134/0
0642 176 255 464		14	100	44,0	3	U-4134/0
0642 176 255 477		14	130	44,0	3	U-4134/0
0642 176 255 480		14	160	44,0	3	U-4134/0
0642 176 255 492		14	200	44,0	3	U-4134/0
0642 176 255 500		16	63	44,5	3	U-4135/0
0642 176 255 512		16	100	48,0	3	U-4135/0
0642 176 255 525		16	130	48,0	3	U-4135/0
0642 176 255 538		16	160	48,0	3	U-4135/0
0642 176 255 540		16	200	48,0	3	U-4135/0
0642 176 255 553		18	63	49,5	3	U-4135/0
0642 176 255 566		18	100	49,5	3	U-4135/0
0642 176 255 579		18	130	49,5	3	U-4135/0
0642 176 255 581		18	160	49,5	3	U-4135/0
0642 176 255 594		18	200	49,5	3	U-4135/0
0642 176 255 601		20	63	49,5	3	U-4136/0
0642 176 255 627		20	100	49,5	3	U-4136/0
0642 176 255 642		20	130	49,5	3	U-4136/0
0642 176 255 668		20	160	49,5	3	U-4136/0
0642 176 255 683		20	200	49,5	3	U-4136/0
0642 176 255 703		25	100	63,0	4	U-4137/0 U-4137/0
0642 176 255 729		25	130	65,0	4	U-4137/0 U-4137/0
0642 176 255 744		25	160	65,0	4	U-4137/0 U-4137/0
0642 176 255 760		25	200	65,0	4	U-4137/0 U-4137/0
0642 176 255 805		32	100	72,0	4	U-4138/0 U-4138/0
0642 176 255 818		32	130	72,0	4	U-4138/0 U-4138/0
0642 176 255 820		32	160	72,0	4	U-4138/0 U-4138/0
0642 176 255 833		32	200	72,0	4	U-4138/0 U-4138/0

Code No / Kod Nr	K 7:24	d	A	d1	Fig.	
0642 176 256 103	50	6	63	25,0	3	U-4131/0
0642 176 256 129		6	100	25,0	3	U-4131/0
0642 176 256 144		6	130	25,0	3	U-4131/0
0642 176 256 160		6	160	25,0	3	U-4131/0
0642 176 256 185		6	200	25,0	3	U-4131/0
0642 176 256 205		8	63	28,0	3	U-4132/0
0642 176 256 205		8	100	28,0	3	U-4132/0
0642 176 256 246		8	130	28,0	3	U-4132/0
0642 176 256 261		8	160	28,0	3	U-4132/0
0642 176 256 287		8	200	28,0	3	U-4132/0
0642 176 256 307		10	63	35,3	3	U-4133/0
0642 176 256 322		10	100	35,0	3	U-4133/0
0642 176 256 348		10	130	35,0	3	U-4133/0
0642 176 256 363		10	160	35,0	3	U-4133/0
0642 176 256 389		10	200	35,0	3	U-4133/0
0642 176 256 409		12	63	42,0	3	U-4134/0
0642 176 256 411		12	100	42,0	3	U-4134/0
0642 176 256 424		12	130	42,0	3	U-4134/0
0642 176 256 437		12	160	42,0	3	U-4134/0
0642 176 256 440		12	200	42,0	3	U-4134/0
0642 176 256 452		14	63	44,0	3	U-4134/0
0642 176 256 465		14	100	44,0	3	U-4134/0
0642 176 256 478		14	130	44,0	3	U-4134/0
0642 176 256 480		14	160	44,0	3	U-4134/0
0642 176 256 493		14	200	44,0	3	U-4134/0
0642 176 256 500		16	63	48,0	3	U-4135/0
0642 176 256 513		16	100	48,0	3	U-4135/0
0642 176 256 526		16	130	48,0	3	U-4135/0
0642 176 256 539		16	160	48,0	3	U-4135/0
0642 176 256 541		16	200	48,0	3	U-4135/0
0642 176 256 554		18	63	50,0	3	U-4135/0
0642 176 256 567		18	100	50,0	3	U-4135/0
0642 176 256 570		18	130	50,0	3	U-4135/0
0642 176 256 582		18	160	50,0	3	U-4135/0
0642 176 256 595		18	200	50,0	3	U-4135/0
0642 176 256 602		20	63	52,0	3	U-4136/0
0642 176 256 628		20	100	52,0	3	U-4136/0
0642 176 256 643		20	130	52,0	3	U-4136/0
0642 176 256 669		20	160	52,0	3	U-4136/0
0642 176 256 684		20	200	52,0	3	U-4136/0
0642 176 256 704		25	80	65,0	4	U-4137/0 U-4137/0
0642 176 256 717		25	100	65,0	4	U-4137/0 U-4137/0
0642 176 256 720		25	130	65,0	4	U-4137/0 U-4137/0
0642 176 256 732		25	160	65,0	4	U-4137/0 U-4137/0
0642 176 256 745		25	200	65,0	4	U-4137/0 U-4137/0
0642 176 256 760		32	80	72,0	4	U-4138/0 U-4138/0
0642 176 256 806		32	100	72,0	4	U-4138/0 U-4138/0
0642 176 256 819		32	130	72,0	4	U-4138/0 U-4138/0
0642 176 256 834		32	160	72,0	4	U-4138/0 U-4138/0
0642 176 256 850		32	200	72,0	4	U-4138/0 U-4138/0
0642 176 256 908		40	120	90,0	4	U-5870/0 U-5870/0
0642 176 256 923		40	160	90,0	4	U-5870/0 U-5870/0
0642 176 256 949		40	200	90,0	4	U-5870/0 U-5870/0
0642 176 257 104		50	130	100,0	4	U-4139/0 U-4139/0
0642 176 257 120		50	160	100,0	4	U-4139/0 U-4139/0
0642 176 257 145		50	200	100,0	4	U-4139/0 U-4139/0

Typical order/Sposób zamawiania: 0642 176 257 145 or 7625-50-50-200AD+B

**Type 7628**


**END MILL ADAPTERS TYPE WHISTLE-NOTCH** for tools with cylindrical shank and inclined flat DIN 1835-E

**OPRAWKI ZACISKOWE TYPU WHISTLE-NOTCH** do narzędzi z chwytem walcowym ze spłaszczeniem klinowym DIN 1835-E

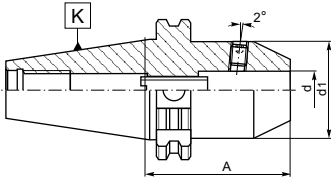


Fig. 1

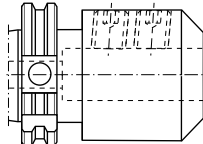


Fig. 2

**DIN 69871-AD**

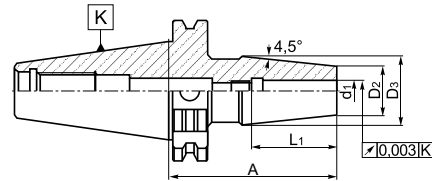
Code No / Kod Nr	K 7:24	d	d1	A	Fig.		
0642 176 282 002	40	6	25	50	1	U-4131/0	U-1599/0
0642 176 282 104		8	28	50	1	U-4132/0	U-6317/0
0642 176 282 206		10	35	50	1	U-4133/0	U-0293/0
0642 176 282 308		12	42	50	1	U-4134/0	U-0757/0
0642 176 282 400		14	44	63	1	U-4135/0	U-6318/0
0642 176 282 501		16	44	63	1	U-5887/0	U-6318/0
0642 176 282 603		18	44	63	1	U-5888/0	U-6793/0
0642 176 282 705		20	44	63	1	U-5888/0	U-6793/0
0642 176 282 807		25	65	100	2	U-4137/0 U-4137/0	U-6794/0
0642 176 282 909		32	72	100	2	U-4138/0 U-4138/0	U-6794/0
0642 176 280 601	50	6	25	63	1	U-4131/0	U-1599/0
0642 176 280 703		8	28	63	1	U-4132/0	U-6317/0
0642 176 280 805		10	35	63	1	U-4133/0	U-0293/0
0642 176 280 907		12	42	63	1	U-4134/0	U-0757/0
0642 176 281 001		14	44	63	1	U-4135/0	U-6318/0
0642 176 281 103		16	48	63	1	U-4135/0	U-6318/0
0642 176 281 205		18	50	63	1	U-4136/0	U-6793/0
0642 176 281 307		20	52	63	1	U-4136/0	U-6793/0
0642 176 281 409		25	70	80	2	U-4137/0 U-4137/0	U-6794/0
0642 176 281 500		32	72	100	2	U-4138/0 U-4138/0	U-6794/0
0642 176 281 602		40	90	120	2	U-5870/0 U-5870/0	U-6794/0

Typical order: 0642 176 281 602 or 7628-50-40-120

**Type 7630**

**SHRINK FIT HOLDERS**

**OPRAWKA FREZARSKA** z termicznym mocowaniem narzędzi


**DIN 69871-AD**

Code No / Kod Nr	K	d1	A	L1	D2	D3
0642176300002	40	3	80	36	10	18
0642176301003		3	120	36	10	18
0642176302004		3	160	36	10	18
0642176300030		4	80	36	10	18
0642176301031		4	120	36	10	18
0642176302032		4	160	36	10	18
0642176300069		5	80	36	10	18
0642176301060		5	120	36	10	18
0642176302060		5	160	36	10	18
0642176300104		6	80	36	21	27
0642176301105		6	120	36	21	27
0642176302106		6	160	36	21	27
0642176300160		8	80	36	21	27
0642176301161		8	120	36	21	27
0642176302162		8	160	36	21	27
0642176300206		10	80	42	24	32
0642176301207		10	120	42	24	32
0642176302208		10	160	42	24	32
0642176300250		12	80	47	24	32
0642176301250		12	120	47	24	32
0642176302251		12	160	47	24	32
0642176300288		14	80	47	27	34
0642176301289		14	120	47	27	34
0642176302280		14	160	47	27	34
0642176300308		16	80	50	27	34
0642176301309		16	120	50	27	34
0642176302300		16	160	50	27	34
0642176300336		18	80	50	33	42
0642176301337		18	120	50	33	42
0642176302338		18	160	50	33	42
0642176300351		20	80	52	33	42
0642176301352		20	120	52	33	42
0642176302353		20	160	52	33	42
0642176300400		25	100	58	44	53
0642176301400		25	120	58	44	53
0642176302401		25	160	58	44	53
0642176300453		32	100	58	44	53
0642176301454		32	120	58	44	53
0642176302455		32	160	58	44	53

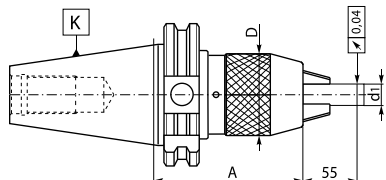
Code No / Kod Nr	K	d1	A	L1	D2	D3
0642176300501	50	6	80	36	21	27
0642176301502		6	120	36	21	27
0642176302503		6	160	36	21	27
0642176300555		8	80	36	21	27
0642176301556		8	120	36	21	27
0642176302557		8	160	36	21	27
0642176300603		10	80	42	24	32
0642176301604		10	120	42	24	32
0642176302605		10	160	42	24	32
0642176300657		12	80	47	24	32
0642176301658		12	120	47	24	32
0642176302659		12	160	47	24	32
0642176300685		14	80	47	27	34
0642176301686		14	120	47	27	34
0642176302687		14	160	47	27	34
0642176300705		16	80	50	27	34
0642176301706		16	120	50	27	34
0642176302707		16	160	50	27	34
0642176300733		18	80	50	33	42
0642176301734		18	120	50	33	42
0642176302735		18	160	50	33	42
0642176300759		20	80	52	33	42
0642176301750		20	120	52	33	42
0642176302750		20	160	52	33	42
0642176300807		25	100	58	44	53
0642176301808		25	120	58	44	53
0642176302809		25	160	58	44	53
0642176300850		32	100	58	44	53
0642176301851		32	120	58	44	53
0642176302852		32	160	58	44	53

Typical order/Sposób zamawiania: 0642 176 301 003 or 7630-40-3-120



**Type 7655**

**KEYLESS DRILL CHUCKS** with shank

**OPRAWKA** z uchwytem wiertarskim bezkluczykowym

**DIN 69871-A**

Code No / Kod Nr	K 7:24	d1	A	D
0642 176 550 405	40	1-13	87	50
0642 176 550 446		3-16	106	57
0642 176 550 507	50	1-13	87	50
0642 176 550 548		3-16	90	57

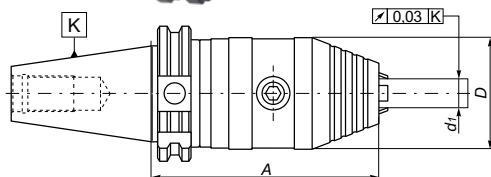
Typical order/Sposób zamawiania: 0642 176 550 548 lub 7655-50-16-90

**Standard accessories:**  
wrench

**Wyposażenie podstawowe:**  
klucz

**Type 7660**

**DRILL CHUCKS** with exag-key lock system

**OPRAWKA** z uchwytem wiertarskim kluczykowym

**DIN 69871-AD**

Code No / Kod Nr	K 7:24	d1	A	D
0642 176 600 208	40	1-13	105	50
0642 176 600 300		3-16	105	50
0642 176 601 209	50	1-13	105	50
0642 176 601 300		3-16	105	50

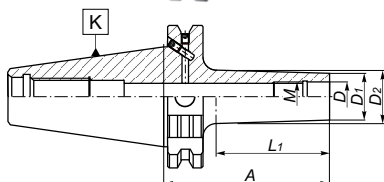
Typical order/Sposób zamawiania: 0642 176 600 208 lub 7660-40-13-105

**Standard accessories:**  
wrench

**Wyposażenie podstawowe:**  
klucz

**Type 7669**

**ADAPTERS** for screw in type mills

**OPRAWKA** do frezów wkręcanych

**DIN 69871-AD+B**

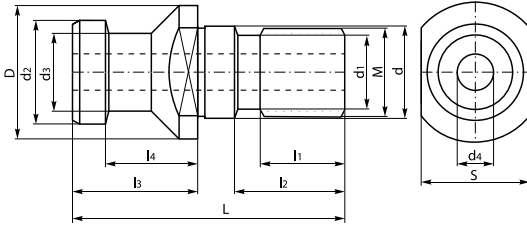
Code No / Kod Nr	K 7:24	M	A	D	D1	D2	L1
0642 176 693 102	40	M8	55	8,5	13	15	30
0642 176 693 204		M8	75	8,5	13	23	50
0642 176 693 306		M8	95	8,5	13	23	70
0642 176 693 408		M8	115	8,5	13	25	90
0642 176 694 103		M10	55	10,5	18	20	30
0642 176 694 205		M10	75	10,5	18	25	50
0642 176 694 307		M10	95	10,5	18	28	70
0642 176 694 409		M10	115	10,5	18	28	90
0642 176 694 500		M10	145	10,5	18	34	120
0642 176 695 104		M12	55	12,5	21	24	30
0642 176 695 206		M12	75	12,5	21	24	50
0642 176 695 308		M12	95	12,5	21	31	70
0642 176 695 400		M12	115	12,5	21	31	90
0642 176 695 501		M12	145	12,5	21	38	120
0642 176 695 603		M12	175	12,5	21	42	153
0642 176 696 105		M16	55	17,0	29	34	30
0642 176 696 207		M16	75	17,0	29	34	50
0642 176 696 309		M16	95	17,0	29	34	70
0642 176 696 400		M16	115	17,0	29	39	90
0642 176 696 502		M16	145	17,0	29	39	120
0642 176 696 604		M16	175	17,0	29	39	153
0642 176 697 106	50	M10	85	10,5	18	28	60
0642 176 697 208		M10	135	10,5	18	28	110
0642 176 697 300		M10	185	10,5	18	32	160
0642 176 698 107		M12	85	12,5	21	32	60
0642 176 698 209		M12	135	12,5	21	32	110
0642 176 698 300		M12	185	12,5	21	36	160
0642 176 699 108		M16	85	17,0	29	36	60
0642 176 699 200		M16	135	17,0	29	40	110
0642 176 699 301		M16	185	17,0	29	42	160

Typical order/Sposób zamawiania: 0642 176 697 106 lub 7669-50-M10-85

**Type 9882**

**DIN 69872-A**

PULL STUDS to DIN 69871  
KOŃCÓWKI do DIN 69871



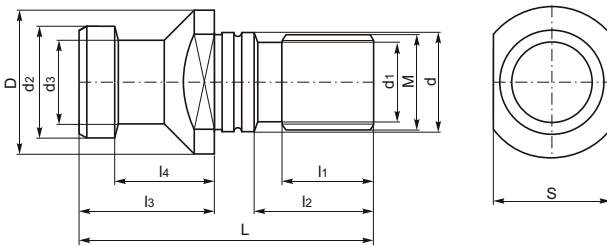
Code No / Kod Nr	Size Wielkość	L	D	d	d1	d2	d3	d4	M	I1	I2	I3	I4	S
0642 198 820 304	30	44	17	13	10,00	13	9	3,00	M12	10	15	24	19	14
0642 198 820 406	40	54	23	17	13,50	19	14	7,00	M16	15	21	26	20	19
0642 198 820 419		85	23	17	8,50	19	14	4,00	M10	10	52	26	20	19
0642 198 820 447		110	23	17	10,00	19	14	5,00	M12	12	77	26	20	19
0642 198 820 421		86	23	17	13,50	19	14	7,00	M16	15	53	26	20	19
0642 198 820 450		111	23	17	13,50	19	14	7,00	M16	15	78	26	20	19
0642 198 820 434		108	23	17	13,50	19	14	7,00	M16	15	75	26	20	19
0642 198 820 600	50	74	36	25	20,00	28	21	11,50	M24	23	30	34	25	30
0642 198 820 653		110	36	25	16,50	28	21	7,00	M20	23	66	34	25	30

Typical order/Sposób zamawiania: 0642 198 820 600 lub 9882-50-74 A

**Type 9882**

**DIN 69872-B**

PULL STUDS to DIN 69871  
KOŃCÓWKI do DIN 69871



Code No / Kod Nr	Size Wielkość	L	D	d	d1	d2	d3	M	I1	I2	I3	I4	S
0642 198 821 305	30	44	17	13	10,00	13	9	M12	10	15	24	19	14
0642 198 821 407	40	54	23	17	13,50	19	14	M16	15	21	26	20	19
0642 198 821 600	50	74	36	25	20,00	28	21	M24	23	30	34	25	30

Typical order/Sposób zamawiania: 0642 198 821 600 lub 9882-50-74 B



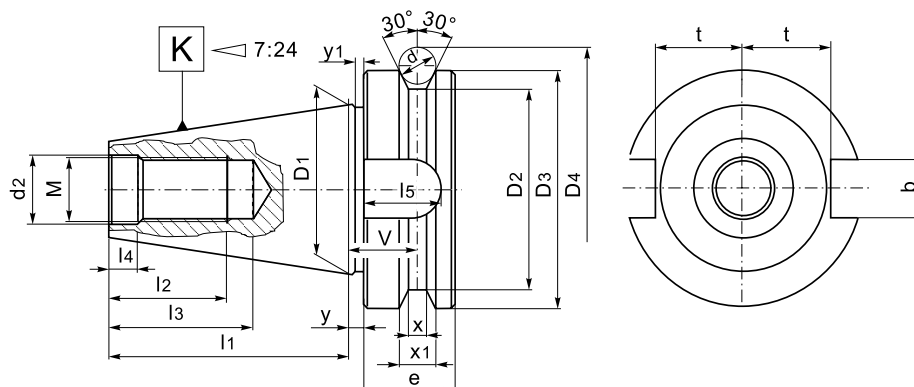
MAS 403-BT



**BISON** BIAL

2

**MAS 403-BT**
**TOOL SHANKS** with 7:24 for automatic tool exchange

**CHWYT** ze stożkiem 7:24 do wymiany automatycznej


K 7:24	D <sub>1</sub>	D <sub>2</sub>	D <sub>3</sub>	D <sub>4</sub>	l <sub>1</sub>	l <sub>2</sub>	l <sub>3</sub>	l <sub>4</sub>	l <sub>5</sub>	bH12
30	31,75	38	46	56,1	48,4	24	34	7	17	16,1
40	44,45	53	63	75,6	65,4	30	43	9	21	16,1
50	69,85	85	100	119,0	101,8	45	62	13	31	25,7

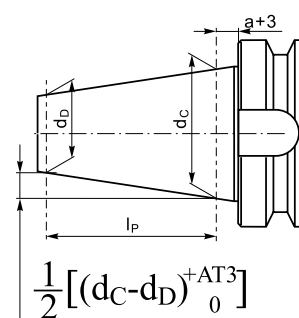
K 7:24	t	d	d <sub>2</sub> H7	M	e	v	x	x <sub>1</sub>	y	y <sub>1</sub>
30	16,3	8	12,5	M12	20	13,6	4	8	2	2
40	22,6	10	17,0	M16	25	16,6	5	10	2	2
50	35,4	15	25,0	M24	35	23,2	7	15	3	3

**STANDARD FEATURES OF TOOLING**

- Manufactured with Chrome Manganese steel
- Carburized with depth of case 0,7 mm.
- Hardened and precision ground.
- Surface Hardness RC 58±2.
- Taper angle: tolerance AT3.

**CHARAKTERYSTYKA TECHNICZNA WYROBÓW**

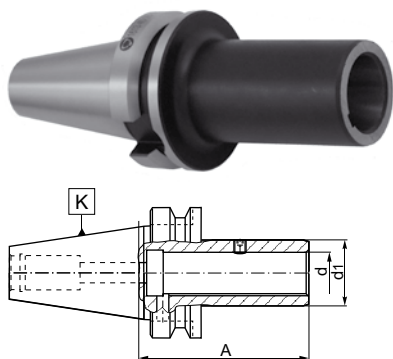
- Materiał: stal stopowa chromowo-manganowa
- Nawęglane na głębokość 0,7 mm.
- Hartowane i precyzyjnie szlifowane.
- Twardość powierzchni 58±2 HRC.
- Tolerancja kąta stożka AT3.



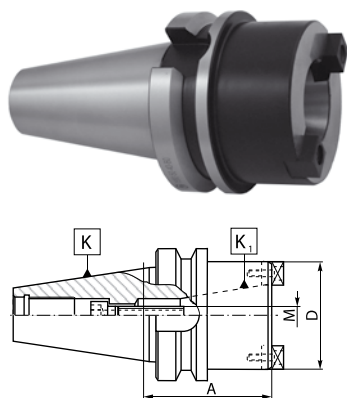
K 7:24	d <sub>C</sub> - d <sub>D</sub>	l <sub>P</sub>	a	AT3
30	12,250	42	2	0,002
40	17,208	59	2	0,003
50	26,833	92	3	0,004

**Type 1613**

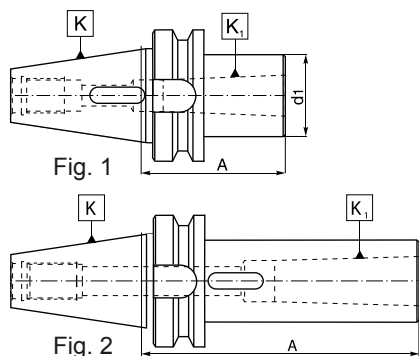
**HOLDERS** for adjustable adapters DIN 6327  
**OPRAWKI** do trzpieni i tulei z regulacją osiową DIN 6327


**Type 1660**

**TAPER ADAPTERS** for tools with 7:24 taper shank  
**TULEJE REDUKCYJNE** do narzędzi z chwytem 7:24


**Type 1661**

**REDUCING ADAPTERS** for tools with Morse taper and tang DIN 228-B shank or for tools with Morse taper shank and drawbar thread DIN 228-A  
**TULEJE REDUKCYJNE** do narzędzi z chwytem Morse'a z pletwą wg DIN 228-B lub do narzędzi z chwytem Morse'a z gwintem wg DIN 228-A


**MAS 403-BT AD**

Code No / Kod Nr	K 7:24	d	d1	A	
0642 116 136 107	40	16	25	75	U-1997/0
0642 116 136 209		20	32	80	U-1997/0
0642 116 136 300		28	40	100	U-7381/0
0642 116 136 402		36	50	115	U-7381/0
0642 116 137 108	50	16	25	85	U-1997/0
0642 116 137 200		20	32	85	U-1997/0
0642 116 137 301		28	40	100	U-7381/0
0642 116 137 403		36	50	100	U-7381/0
0642 116 137 505		48	67	105	U-7382/0

Typical order/Sposób zamawiania: 0642 116 137 505 lub 1613-50-48-105

**MAS 403-BT**

Code No / Kod Nr	K 7:24	K1 7:24	A	D	M	
0642 116 605 505	50	40	80	88	M16	U-6227/0

Typical order/Sposób zamawiania: 0642 116 605 505 lub 1660-50-40-80

**MAS 403-BT**

Code No / Kod Nr	K 7:24	K1 Morse	A	d1	Fig.
0642 116 617 108	30	1	50	25	1
0642 116 617 200		2*	60	32	1
0642 116 617 301		3*	79	40	1
0642 116 613 104	40	1	50	25	1
0642 116 613 206		2	50	32	1
0642 116 613 308		3*	70	40	1
0642 116 613 400		4*	95	48	1
0642 116 613 501		1	120	25	2
0642 116 613 603		2	120	32	2
0642 116 613 705		3*	135	40	2
0642 116 613 807		4*	165	48	2
0642 116 614 105	50	1	45	25	1
0642 116 614 207		2	60	32	1
0642 116 614 309		3	65	40	1
0642 116 614 400		4	95	48	1
0642 116 614 502		5*	105	63	1
0642 116 614 604		1	120	25	2
0642 116 614 706		2	135	32	2
0642 116 614 808		3	155	40	2
0642 116 614 900		4	180	48	2
0642 116 615 106		5*	215	63	2

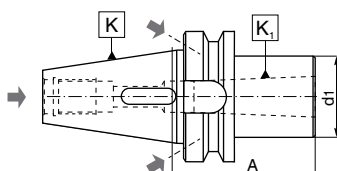
Typical order/Sposób zamawiania: 0642 116 615 106 or 1661-50-5-215

\*only for tools with Morse taper and tang DIN 228-B shank  
 tylko do narzędzi z chwytem Morse'a z pletwą wg DIN 228-B

**Type 1661**


**REDUCING ADAPTERS** for tools with Morse taper and tang DIN 228-B shank or for tools with Morse taper shank and drawbar thread DIN 228-A

**TULEJE REDUKCYJNE** do narzędzi z chwytem Morse'a z pletwą wg DIN 228-B lub do narzędzi z chwytem Morse'a z gwintem wg DIN 228-A


**MAS 403-BT AD+B**

Code No / Kod Nr	K 7:24	K1 Morse	A	d1
0642 116 615 223	40	2	50	32
0642 116 615 249		3*	70	40
0642 116 615 264		4*	95	48
0642 116 615 427	50	2	60	32
0642 116 615 442		3	65	40
0642 116 615 468		4	95	48
0642 116 615 483		5*	120	63

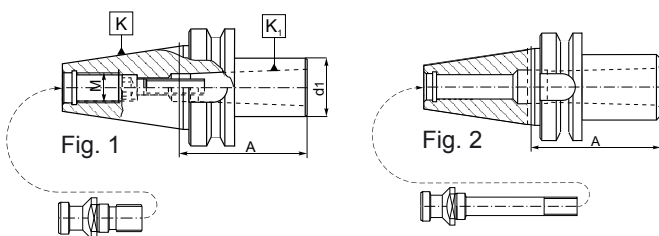
Typical order/Sposób zamawiania: 0642 116 615 483 lub 1661-50-5-120 AD+B

\*only for tools with Morse taper and tang DIN 228-B shank  
tylko do narzędzi z chwytem Morse'a z pletwą wg DIN 228-B

**2**
**Type 1663**


**REDUCING ADAPTERS** for tools with Morse taper shank and drawbar thread DIN 228-A

**TULEJE REDUKCYJNE** do narzędzi z chwytem Morse'a z gwintem wg DIN 228-A


**MAS 403-BT**

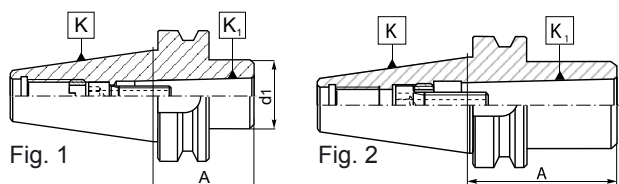
Code No / Kod Nr	K 7:24	K1 Morse	A	d1	M	Fig.	
0642 116 634 101	30	1	45	25	M12	1	W-1348/0
0642 116 634 203		2	60	32	—	2	—
0642 116 635 102	40	1	45	25	M16	1	W-1091/0
0642 116 635 204		2	60	32	M16	1	W-1092/0
0642 116 635 306		3	75	40	—	2	—
0642 116 635 408		4	85	48	—	2	—
0642 116 636 103	50	1	45	25	M24	1	W-1091/0
0642 116 636 205		2	45	32	M24	1	W-1095/0
0642 116 636 307		3	60	40	M24	1	W-1096/0
0642 116 636 409		4	75	48	M24	1	U-5984/0
0642 116 636 500		5	75	63	—	2	—

Typical order/Sposób zamawiania: 0642 116 615 483 lub 1661-50-5-120 AD+B

**Type 1694**


**REDUCING ADAPTERS** for tools with Morse taper shank and drawbar thread DIN 228-A

**TULEJE REDUKCYJNE** do narzędzi z chwytem Morse'a z gwintem wg DIN 228-A


**MAS 403-BT AD**

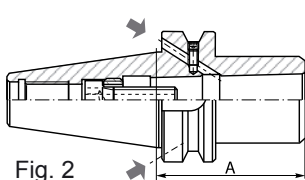
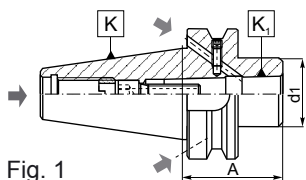
Code No / Kod Nr	K 7:24	K1 Morse	A	d1	Fig.	
0642 116 942 100	30	1	50	25	1	W-1091/0
0642 116 942 201		2	62	32	2	W-1095/0
0642 116 942 303		3	82	40	2	U-7790/0
0642 116 940 108	40	1	50	25	1	W-1091/0
0642 116 940 200		2	50	32	1	W-1092/0
0642 116 940 301		3	70	40	2	W-1093/0
0642 116 940 403		4	95	48	2	W-1094/0
0642 116 941 109	50	1	45	25	1	W-1091/0
0642 116 941 200		2	60	32	1	W-1095/0
0642 116 941 302		3	65	40	1	W-1096/0
0642 116 941 404		4	90	48	1	W-1097/0
0642 116 941 506		5	120	63	2	W-1098/0

Typical order/Sposób zamawiania: 0642 116 941 506 lub 1694-50-5-120

**Type 1694**


**REDUCING ADAPTERS** for tools with Morse taper shank and drawbar thread DIN 228-A

**TULEJE REDUKCYJNE** do narzędzi z chwytem Morse'a z gwintem gw. DIN 228-A

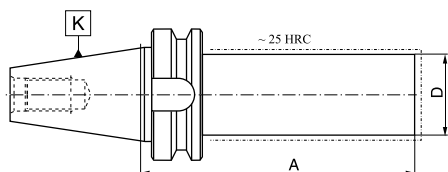

**MAS 403-BT AD+B**

Code No / Kod Nr	K 7:24	K1 Morse	A	d1	Fig.	
0642 116 945 306	40	2	50	32	1	W-1092/0
0642 116 945 408		3	70	40	2	W-1093/0
0642 116 945 500		4	95	48	2	W-1094/0
0642 116 946 307	50	2	60	32	1	W-1095/0
0642 116 946 409		3	65	40	1	W-1096/0
0642 116 946 500		4	95	48	1	W-1097/0
0642 116 946 602		5	120	63	2	W-1098/0

Typical order/Sposób zamawiania: 0642 116 946 602 lub 1694-50-5-120 AD+B

**2**
**Type 2192**


**BLANK ADAPTERS**  
**TRZPIEŃ - PÓŁFABRYKAT**

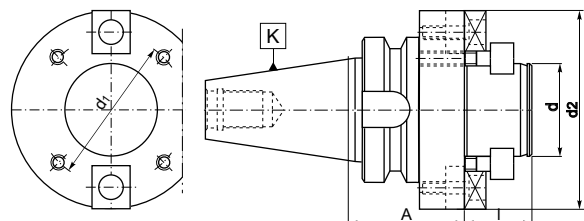

**MAS 403-BT**

Code No / Kod Nr	K 7:24	D	A
0642 121 920 105	40	40	250
0642 116 920 207		40	280
0642 121 920 311		63	160
0642 121 920 118		63	250
0642 116 920 309		63	280
0642 121 920 400		80	270
0642 116 921 208	50	50	330
0642 116 921 300		80	330
0642 121 921 312		95	250
0642 121 921 338		95	315
0642 121 921 366		97	250
0642 121 921 381		97	315

Typical order/Sposób zamawiania: 0642 121 921 300 lub 2192-50-80-330

**Type 2826**


**ADAPTERS** for indexable milling cutters  
**TRZPIENIE FREZARSKIE** do głowic frezarskich

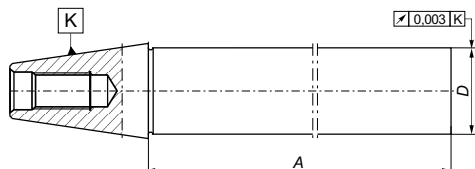

**MAS 403-BT**

Code No / Kod Nr	K 7:24	d	d1	d2	A	l		
0642 128 260 101	40	40	66.7	89	60	30	U-6064/0	U-1414/0
0642 128 260 000		60	101.6	129	60	40	U-6066/0	U-2042/0
0642 128 260 203	50	40	66.7	89	70	30	U-6064/0	U-1414/0
0642 128 260 305		60	101.6	129	80	40	U-6066/0	U-2042/0

Typical order/Sposób zamawiania: 0642 128 260 305 lub 2826-50-60

**Type 2854**

**TEST ARBORS**  
**TRZEPIONE KONTROLNE**



**MAS 403-BT**

Code No / Kod Nr	K 7:24	D	A
0642 128 541 006	40	40	300
0642 128 542 007	50	50	300

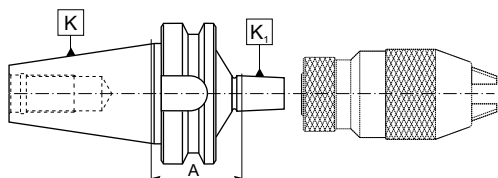
Typical order/Sposób zamawiania: 0642 128 541 006 lub 2854-40-40-300

2

**Type 5373**



**DRILL CHUCK ADAPTERS** for drill chucks taper DIN 238 or Jacobs taper  
**TRZPIENIE** do uchwytów wiertarskich ze stożkiem DIN 238 lub Jacobsa



**MAS 403-BT**

Code No / Kod Nr	K 7:24	K1 DIN/Jacobs	A
0642 128 736 103	30	B12	30
0642 128 736 205		B16	30
0642 128 733 100	40	B12	40
0642 128 733 600		B12	90
0642 128 733 304		B16	42
0642 128 733 701		B16	90
0642 128 733 508		B18	42
0642 128 733 803		B18	90
0642 128 734 305	50	B16	45
0642 128 735 306		B16	90
0642 128 734 509		B18	45
0642 128 735 500		B18	90
0642 128 737 807	30	J6	30
0642 128 738 400	40	J33	42
0642 128 738 808		J6	42
0642 128 739 401	50	J33	45
0642 128 739 809		J6	45

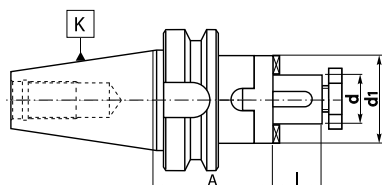
Typical order/Sposób zamawiania: 0642 153 735 500 or 5373-50-B18-90

**Type 7361**



**COMBINATION SHELL MILL ADAPTERS** for cutters with keyway  
or driving slot DIN 138

**TRZPIENIE FREZARSKIE UNIWERSALNE** do frezów z rowkiem wpustowym lub rowkiem zabierakowym w/g DIN 138



**MAS 403-BT**

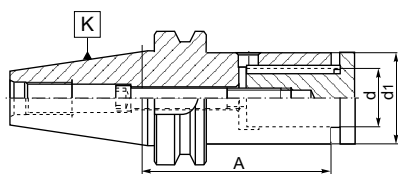
Code No / Kod Nr	K 7:24	d	A	l	d1			
0642 173 616 100	30	16	45	17	32	U-0620/0	U-1364/0	U-1355/0
0642 173 616 202		22	47	19	40	U-0621/0	U-1365/0	U-1356/0
0642 173 617 000	40	16	55	17	32	U-0620/0	U-1364/0	U-1355/0
0642 173 617 101		22	55	19	40	U-0621/0	U-1365/0	U-1356/0
0642 173 617 203		27	55	21	48	U-0622/0	U-1366/0	U-1357/0
0642 173 617 305		32	60	24	58	U-0623/0	U-1367/0	U-6355/0
0642 173 617 407		40	60	27	70	U-0624/0	U-1368/0	U-1359/0
0642 173 617 509	50	16	70	17	32	U-0620/0	U-1364/0	U-1355/0
0642 173 617 600		22	70	19	40	U-0621/0	U-1365/0	U-1356/0
0642 173 617 702		27	70	21	48	U-0622/0	U-1366/0	U-1357/0
0642 173 617 804		32	70	24	58	U-0623/0	U-1367/0	U-6355/0
0642 173 617 906		40	70	27	70	U-0624/0	U-1368/0	U-1359/0
0642 173 618 000		50	70	30	90	U-0625/0	U-1369/0	U-1360/0

Typical order/Sposób zamawiania: 0642 173 618 000 lub 7361-50-50-70



**Type 7372**


**MILLING ARBORS** for staggered tooth side milling cutters  
**TRZPIENIE FREZARSKIE** do frezów tarczowych

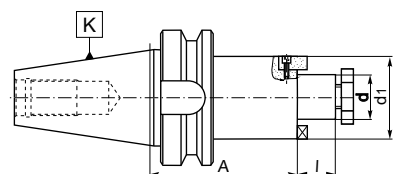

**MAS 403-BT**

Code No / Kod Nr	K 7:24	d	d1	A	Capacity Zakres			
0642 173 721 000	40	16	29	95	0-10	U-6520/0	U-6510/0	U-6526/0
0642 173 721 101		16	29	125	0-16	U-6520/0	U-6511/0	U-6527/0
0642 173 721 203		22	36	95	0-10	U-6523/0	U-6512/0	U-6528/0
0642 173 721 305		22	36	125	0-20	U-6523/0	U-6513/0	U-6529/0
0642 173 721 407		27	42	95	0-10	U-6523/0	U-6514/0	U-6530/0
0642 173 721 509		27	42	125	0-20	U-6523/0	U-6515/0	U-6531/0
0642 173 721 600		32	50	95	0-10	U-6523/0	U-6516/0	U-6532/0
0642 173 721 702		32	50	125	0-20	U-6523/0	U-6517/0	U-6533/0
0642 173 722 000	50	22	36	100	0-10	U-6524/0	U-6512/0	U-6528/0
0642 173 722 102		22	36	125	0-20	U-6524/0	U-6513/0	U-6529/0
0642 173 722 204		27	42	100	0-10	U-6524/0	U-6514/0	U-6530/0
0642 173 722 306		27	42	125	0-20	U-6524/0	U-6515/0	U-6531/0
0642 173 722 408		32	50	100	0-10	U-6524/0	U-6516/0	U-6532/0
0642 173 722 500		32	50	125	0-20	U-6524/0	U-6517/0	U-6533/0
0642 173 722 601		40	58	100	0-10	U-6524/0	U-6518/0	U-6534/0
0642 173 722 703		40	58	125	0-20	U-6524/0	U-6519/0	U-6535/0

Typical order/Sposób zamawiania: 0642 173 722 703 or 7372-50-40-125

**Type 7388**


**SHELL MILL ADAPTERS** for cutters with driving slot DIN 138  
**TRZPIENIE FREZARSKIE ZABIERAKOWE** do frezów z rowkiem zabierakowym w/g DIN 138


**MAS 403-BT**

Code No / Kod Nr	K 7:24	d	A	I	d1		
0642 173 883 100	30	16	43	17	32	U-0620/0	S-2117/0
0642 173 883 201		22	43	19	40	U-0621/0	S-2121/0
0642 173 883 303		27	43	21	48	U-0622/0	S-2111/0
0642 173 883 405		32	45	24	58	U-0623/0	S-2114/0
0642 173 880 107	40	16	52	17	32	U-0620/0	S-2117/0
0642 173 880 606		16	120	17	32	U-0620/0	S-2117/0
0642 173 880 209		22	52	19	40	U-0621/0	S-2121/0
0642 173 880 708		22	120	19	40	U-0621/0	S-2121/0
0642 173 880 300		27	52	21	48	U-0622/0	S-2111/0
0642 173 880 800		27	120	21	48	U-0622/0	S-2111/0
0642 173 880 402		32	52	24	58	U-0623/0	S-2114/0
0642 173 880 901		32	120	24	58	U-0623/0	S-2114/0
0642 173 880 504		40	60	27	70	U-0624/0	S-2124/0
0642 173 881 108	50	16	65	17	32	U-0620/0	S-2117/0
0642 173 881 709		16	110	17	32	U-0620/0	S-2117/0
0642 173 881 200		22	65	19	40	U-0621/0	S-2121/0
0642 173 881 800		22	110	19	40	U-0621/0	S-2121/0
0642 173 881 301		27	65	21	48	U-0622/0	S-2111/0
0642 173 881 902		27	110	21	48	U-0622/0	S-2111/0
0642 173 881 403		32	65	24	58	U-0623/0	S-2114/0
0642 173 882 109		32	110	24	58	U-0623/0	S-2114/0
0642 173 881 505		40	78	27	70	U-0624/0	S-2124/0
0642 173 882 200		40	110	27	70	U-0624/0	S-2124/0
0642 173 881 607		50	78	30	90	U-0625/0	U-5974/0

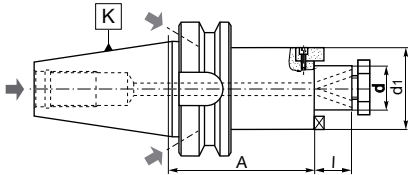
Typical order/Sposób zamawiania: 0642 173 881 607 lub 7388-50-50-78

## Type 7388



**SHELL MILL ADAPTERS** for cutters with driving slot DIN 138

**TRZPIENIE FREZARSKIE ZABIERAKOWE** do frezów z rowkiem zabierakowym w/g DIN 138



Code No / Kod Nr	K 7:24	d	A	I	d1		
0642 173 887 103	40	16	45	17	38	U-0620/0	W-1945/0
0642 173 887 129		16	100	17	38	U-0620/0	W-1945/0
0642 173 887 144		16	130	17	38	U-0620/0	W-1945/0
0642 173 887 160		16	160	17	38	U-0620/0	W-1945/0
0642 173 887 185		22	45	19	48	U-0621/0	W-1946/0
0642 173 887 205		22	100	19	48	U-0621/0	W-1946/0
0642 173 887 220		22	130	19	48	U-0621/0	W-1946/0
0642 173 887 246		22	160	19	48	U-0621/0	W-1946/0
0642 173 887 261		27	50	21	58	U-0622/0	W-1947/0
0642 173 887 287		27	100	21	58	U-0622/0	W-1947/0
0642 173 887 307		27	130	21	58	U-0622/0	W-1947/0
0642 173 887 322		27	160	21	58	U-0622/0	W-1947/0
0642 173 887 348		32	55	24	66	U-0623/0	W-1948/0
0642 173 887 363		32	100	24	66	U-0623/0	W-1948/0
0642 173 887 389		32	130	24	66	U-0623/0	W-1948/0
0642 173 887 409		32	160	24	66	U-0623/0	W-1948/0

## Type 7624



**END MILL ADAPTERS** for cutters with cylindrical shank and weldon flat DIN 1835-B

**OPRAWKI ZACISKOWE** do narzędzi z chwytem walcowym Weldon'a DIN 1835-B

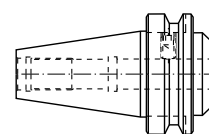
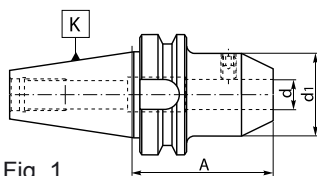


Fig. 1

Fig. 3

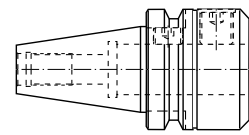
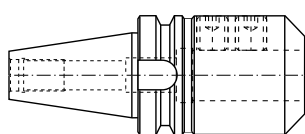


Fig. 2

Fig. 4

Code No / Kod Nr	K 7:24	d	A	d1	Fig.	
0642 176 242 203	30	6	50	25	1	U-4131/0
0642 176 242 305		8	50	28	1	U-4132/0
0642 176 242 407		10	50	35	1	U-4133/0
0642 176 242 509		12	50	42	1	U-4134/0
0642 176 242 600		16	63	48	1	U-4135/0
0642 176 242 702		20	63	52	1	U-4136/0

## MAS 403-BT AD+B

Code No / Kod Nr	K 7:24	d	A	I	d1		
0642 173 887 424		40	60	27	80	U-0624/0	W-1949/0
0642 173 887 440		40	100	27	80	U-0624/0	W-1949/0
0642 173 887 424		40	60	27	80	U-0624/0	W-1949/0
0642 173 887 440		40	100	27	80	U-0624/0	W-1949/0
0642 173 888 104	50	16	55	17	38	U-0620/0	W-1945/0
0642 173 888 120		16	100	17	38	U-0620/0	W-1945/0
0642 173 888 145		16	130	17	38	U-0620/0	W-1945/0
0642 173 888 160		16	160	17	38	U-0620/0	W-1945/0
0642 173 888 186		16	200	17	38	U-0620/0	W-1945/0
0642 173 888 206		22	55	19	48	U-0621/0	W-1946/0
0642 173 888 221		22	100	19	48	U-0621/0	W-1946/0
0642 173 888 247		22	130	19	48	U-0621/0	W-1946/0
0642 173 888 262		22	160	19	48	U-0621/0	W-1946/0
0642 173 888 288		22	200	19	48	U-0621/0	W-1947/0
0642 173 888 308		27	60	21	58	U-0622/0	W-1947/0
0642 173 888 323		27	100	21	58	U-0622/0	W-1947/0
0642 173 888 349		27	130	21	58	U-0622/0	W-1947/0
0642 173 888 364		27	160	21	58	U-0622/0	W-1947/0
0642 173 888 380		27	200	21	58	U-0622/0	W-1947/0
0642 173 888 400		32	65	24	66	U-0623/0	W-1948/0
0642 173 888 425		32	100	24	66	U-0623/0	W-1948/0
0642 173 888 440		32	130	24	66	U-0623/0	W-1948/0
0642 173 888 466		32	160	24	66	U-0623/0	W-1948/0
0642 173 888 481		32	200	24	66	U-0623/0	W-1948/0
0642 173 888 501		40	70	27	80	U-0624/0	W-1949/0
0642 173 888 527		40	100	27	80	U-0624/0	W-1949/0
0642 173 888 542		40	130	27	80	U-0624/0	W-1949/0
0642 173 888 568		40	160	27	80	U-0624/0	W-1949/0
0642 173 888 583		40	200	27	80	U-0624/0	W-1949/0
0642 173 888 603		50	70	30	90	U-0625/0	U-5974/0
0642 173 888 629		50	100	30	90	U-0625/0	U-5974/0
0642 173 888 644		50	130	30	90	U-0625/0	U-5974/0
0642 173 888 660		50	160	30	90	U-0625/0	U-5974/0
0642 173 888 685		50	200	30	90	U-0625/0	U-5974/0

Typical order/Sposób zamawiania: 0642 173 888 685 or 7388-50-50-200 AD+B

## MAS 403-BT

Code No / Kod Nr	K 7:24	d	A	d1	Fig.	
0642 176 243 204	40	6	35	25	3	U-4131/0
0642 176 240 100		6	50	25	1	U-4131/0
0642 176 243 306		8	35	28	3	U-4132/0
0642 176 240 201		8	50	28	1	U-4132/0
0642 176 243 408		10	37	35	3	U-4133/0
0642 176 240 303		10	63	35	1	U-4133/0
0642 176 243 500		12	37	42	3	U-4134/0
0642 176 240 405		12	63	42	1	U-4134/0
0642 176 243 512		14	37	44	3	U-4134/0
0642 176 243 525		14	63	44	1	U-4134/0
0642 176 243 601		16	37	48	3	U-4135/0
0642 176 240 507		16	63	48	1	U-4135/0
0642 176 243 703		20	37	50	3	U-6756/0
0642 176 240 609		20	63	50	1	U-4136/0
0642 176 243 805		25	60	63	4	U-4137/0 U-6755/0
0642 176 240 700		25	90	63	2	U-4137/0 U-4137/0
0642 176 243 907		32	65	72	4	U-4138/0 U-6755/0
0642 176 240 802		32	100	72	2	U-4138/0 U-4138/0
0642 176 241 100	50	6	63	25	1	U-4131/0
0642 176 241 202		8	63	28	1	U-4132/0
0642 176 241 304		10	63	35	1	U-4133/0
0642 176 241 406		12	80	42	1	U-4134/0
0642 176 244 307		14	80	44	1	U-4134/0
0642 176 241 508		16	80	48	1	U-4135/0
0642 176 244 409		20	40	52	3	U-4136/0
0642 176 241 600		20	80	52	1	U-4136/0
0642 176 244 500		25	60	63	4	U-4137/0 U-4137/0
0642 176 241 701		25	100	63	2	U-4137/0 U-4137/0
0642 176 244 602		32	70	72	4	U-4138/0 U-4138/0
0642 176 241 803		32	105	72	2	U-4138/0 U-4138/0
0642 176 241 905		40	120	90	2	U-5870/0 U-5870/0
0642 176 242 101		50	130	100	2	U-4139/0 U-4139/0

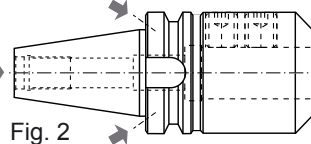
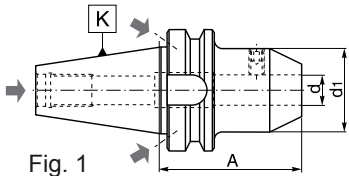
Typical order/Sposób zamawiania: 0642 176 242 101 lub 7624-50-50-130

**Type 7624**

**MAS 403-BT AD+B**

**END MILL ADAPTERS** for cutters with cylindrical shank and weldon flat DIN 1835-B

**OPRAWKI ZACISKOWE** do narzędzi z chwytem walcowym Weldon'a DIN 1835-B



Code No / Kod Nr	K 7:24	d	A	d1	Fig.	
0642 176 248 300	40	6	50	25,0	1	U-4131/0
0642 176 248 313		6	100	25,0	1	U-4131/0
0642 176 248 326		6	130	25,0	1	U-4131/0
0642 176 248 339		6	160	25,0	1	U-4131/0
0642 176 248 341		6	200	25,0	1	U-4131/0
0642 176 248 354		8	50	28,0	1	U-4132/0
0642 176 248 367		8	100	28,0	1	U-4132/0
0642 176 248 370		8	130	28,0	1	U-4132/0
0642 176 248 382		8	160	28,0	1	U-4132/0
0642 176 248 395		8	200	28,0	1	U-4132/0
0642 176 248 402		10	60	35,0	1	U-4133/0
0642 176 248 415		10	100	35,0	1	U-4133/0
0642 176 248 428		10	130	35,0	1	U-4133/0
0642 176 248 430		10	160	35,0	1	U-4133/0
0642 176 248 443		10	200	35,0	1	U-4133/0
0642 176 248 456		12	60	42,0	1	U-4134/0
0642 176 248 469		12	100	42,0	1	U-4134/0
0642 176 248 471		12	130	42,0	1	U-4134/0
0642 176 248 484		12	160	42,0	1	U-4134/0
0642 176 248 497		12	200	42,0	1	U-4134/0
0642 176 248 504		14	60	44,0	1	U-4134/0
0642 176 248 517		14	100	44,0	1	U-4134/0
0642 176 248 520		14	130	44,0	1	U-4134/0
0642 176 248 532		14	160	44,0	1	U-4134/0
0642 176 248 545		14	200	44,0	1	U-4134/0
0642 176 248 558		16	63	48,0	1	U-4135/0
0642 176 248 560		16	100	48,0	1	U-4135/0
0642 176 248 573		16	130	48,0	1	U-4135/0
0642 176 248 586		16	160	48,0	1	U-4135/0
0642 176 248 599		16	200	48,0	1	U-4135/0
0642 176 248 606		18	63	49,5	1	U-4135/0
0642 176 248 619		18	100	49,5	1	U-4135/0
0642 176 248 621		18	130	49,5	1	U-4135/0
0642 176 248 634		18	160	49,5	1	U-4135/0
0642 176 248 647		18	200	49,5	1	U-4135/0
0642 176 248 650		20	63	49,5	1	U-4136/0
0642 176 248 662		20	100	49,5	1	U-4136/0
0642 176 248 675		20	130	49,5	1	U-4136/0
0642 176 248 688		20	160	49,5	1	U-4136/0
0642 176 248 690		20	200	49,5	1	U-4136/0
0642 176 248 708		25	100	63,0	2	U-4137/0 U-4137/0
0642 176 248 710		25	130	63,0	2	U-4137/0 U-4137/0
0642 176 248 723		25	160	63,0	2	U-4137/0 U-4137/0
0642 176 248 736		25	200	63,0	2	U-4137/0 U-4137/0
0642 176 248 749		32	100	72,0	2	U-4138/0 U-4138/0
0642 176 248 751		32	130	72,0	2	U-4138/0 U-4138/0
0642 176 248 764		32	160	72,0	2	U-4138/0 U-4138/0
0642 176 248 777		32	200	72,0	2	U-4138/0 U-4138/0

Code No / Kod Nr	K 7:24	d	A	d1	Fig.	
0642 176 249 108	50	6	63	25,0	1	U-4131/0
0642 176 249 110		6	100	25,0	1	U-4131/0
0642 176 249 123		6	130	25,0	1	U-4131/0
0642 176 249 136		6	160	25,0	1	U-4131/0
0642 176 249 149		6	200	25,0	1	U-4131/0
0642 176 249 151		8	63	28,0	1	U-4132/0
0642 176 249 164		8	100	28,0	1	U-4132/0
0642 176 249 177		8	130	28,0	1	U-4132/0
0642 176 249 180		8	160	28,0	1	U-4132/0
0642 176 249 192		8	200	28,0	1	U-4132/0
0642 176 249 200		10	70	35,0	1	U-4133/0
0642 176 249 212		10	100	35,0	1	U-4133/0
0642 176 249 225		10	130	35,0	1	U-4133/0
0642 176 249 238		10	160	35,0	1	U-4133/0
0642 176 249 240		10	200	35,0	1	U-4133/0
0642 176 249 253		12	80	42,0	1	U-4134/0
0642 176 249 266		12	100	42,0	1	U-4134/0
0642 176 249 279		12	130	42,0	1	U-4134/0
0642 176 249 281		12	160	42,0	1	U-4134/0
0642 176 249 294		12	200	42,0	1	U-4134/0
0642 176 249 301		14	80	44,0	1	U-4134/0
0642 176 249 314		14	100	44,0	1	U-4134/0
0642 176 249 327		14	130	44,0	1	U-4134/0
0642 176 249 330		14	160	44,0	1	U-4134/0
0642 176 249 342		14	200	44,0	1	U-4134/0
0642 176 249 355		16	80	48,0	1	U-4135/0
0642 176 249 368		16	100	48,0	1	U-4135/0
0642 176 249 370		16	130	48,0	1	U-4135/0
0642 176 249 383		16	160	48,0	1	U-4135/0
0642 176 249 396		16	200	48,0	1	U-4135/0
0642 176 249 403		18	80	50,0	1	U-4135/0
0642 176 249 416		18	100	50,0	1	U-4135/0
0642 176 249 429		18	130	50,0	1	U-4135/0
0642 176 249 431		18	160	50,0	1	U-4135/0
0642 176 249 444		18	200	50,0	1	U-4135/0
0642 176 249 457		20	80	52,0	1	U-4136/0
0642 176 249 460		20	100	52,0	1	U-4136/0
0642 176 249 472		20	130	52,0	1	U-4136/0
0642 176 249 485		20	160	52,0	1	U-4136/0
0642 176 249 498		20	200	52,0	1	U-4136/0
0642 176 249 505		25	100	65,0	2	U-4137/0 U-4137/0
0642 176 249 518		25	130	65,0	2	U-4137/0 U-4137/0
0642 176 249 520		25	160	65,0	2	U-4137/0 U-4137/0
0642 176 249 533		25	200	65,0	2	U-4137/0 U-4137/0
0642 176 249 546		32	105	72,0	2	U-4138/0 U-4138/0
0642 176 249 559		32	130	72,0	2	U-4138/0 U-4138/0
0642 176 249 561		32	160	72,0	2	U-4138/0 U-4138/0
0642 176 249 574		32	200	72,0	2	U-4138/0 U-4138/0
0642 176 249 587		40	120	90,0	2	U-5870/0 U-5870/0
0642 176 249 590		40	160	90,0	2	U-5870/0 U-5870/0
0642 176 249 607		40	200	90,0	2	U-5870/0 U-5870/0

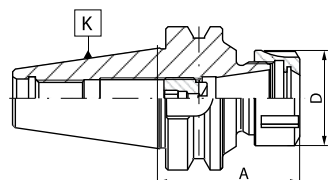
Typical order/Sposób zamawiania: 0642 176 248 607 lub 7624-50-40-200 AD+B

**Type 7626**



COLLET CHUCKS ER for tool with cylindrical shank

OPRAWKI ZACISKOWE (do tulejek ER DIN 6499) do narzędzi z chwytem walcowym



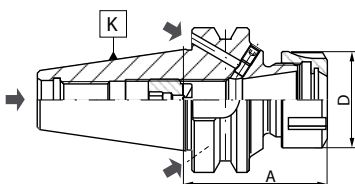
2

**Type 7626**



COLLET CHUCKS ER for tool with cylindrical shank

OPRAWKI ZACISKOWE (do tulejek ER DIN 6499) do narzędzi z chwytem walcowym

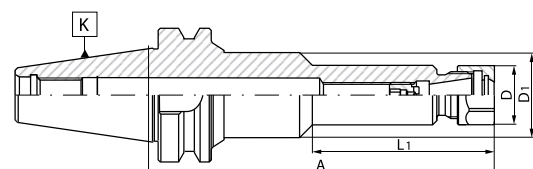


**Type 7626-S**



COLLET CHUCKS ER for tool with cylindrical shank

OPRAWKI ZACISKOWE (do tulejek ER DIN 6499) do narzędzi z chwytem walcowym



**MAS 403-BT**

Code No / Kod Nr	K 7:24	Collet Tulejka	A	Capacity Zakres	D		
0642 176 263 302	30	ER16	60	2-10	32	9833-16	M10x11LH
0642 176 264 100		ER25	60	2-16	42	9833-25	M18x1,5x19LH
0642 176 263 007		ER32	60	2-20	50	9833-32	M18x1,5x19LH
0642 176 260 967	40	ER16	60	2-10	32	9833-16	M12x1,5x14LH
0642 176 260 004		ER25	60	2-16	42	9833-25	M18x1,5x19LH
0642 176 260 300		ER32	70	2-20	50	9833-32	M22x1,5x24LH
0642 176 261 300		ER32	130	2-20	50	9833-32	M22x1,5x24LH
0642 176 260 900		ER40	70	2-26	63	9833-40	M28x1,5x30LH
0642 176 260 926		ER40	80	2-26	63	9833-40	M28x1,5x30LH
0642 176 261 402	50	ER32	70	2-20	50	9833-32	M22x1,5x24LH
0642 176 261 901		ER32	130	2-20	50	9833-32	M22x1,5x24LH
0642 176 262 006		ER40	80	2-26	63	9833-40	M28x1,5x30LH
0642 176 262 505		ER40	130	2-26	63	9833-40	M28x1,5x30LH

Typical order/Sposób zamawiania: 0642 176 262 505 lub 7626-50-40-130

Standard accessories:

Nut - page 121  
screw

Optional accessories:

Collets - page 107  
wrench - page 121

Wyposażenie podstawowe:

Nakrętka - str. 121  
wkreć

Wyposażenie dodatkowe:

Tulejki zaciskowe - str. 107  
klucz - str. 121

**MAS 403-BT AD+B**

Code No / Kod Nr	K 7:24	Collet Tulejka	A	Capacity Zakres	D		
0642 176 268 348	40	ER16	60	2-10	32	9833-16	M12x1,5x14LH
0642 176 268 465		ER25	60	2-16	42	9833-25	M18x1,5x19LH
0642 176 268 500		ER32	70	2-20	50	9833-32	M22x1,5x24LH
0642 176 268 541		ER32	160	2-20	50	9833-32	M22x1,5x24LH
0642 176 268 567		ER40	70	2-26	63	9833-40	M28x1,5x30LH
0642 176 268 669	50	ER32	70	2-20	50	9833-32	M22x1,5x24LH
0642 176 268 745		ER32	160	2-20	50	9833-32	M22x1,5x24LH
0642 176 268 786		ER40	80	2-26	63	9833-40	M28x1,5x30LH
0642 176 268 821		ER40	160	2-26	63	9833-40	M28x1,5x30LH

Typical order/Sposób zamawiania: 0642 176 268 821 lub 7626-50-40-160 AD+B

Standard accessories:

Nut - page 121  
screw

Optional accessories:

Collets - page 107  
wrench - page 121

Wyposażenie podstawowe:

Nakrętka - str. 121  
wkreć

Wyposażenie dodatkowe:

Tulejki zaciskowe - str. 107  
klucz - str. 121

**MAS 403-BT**

Code No / Kod Nr	K 7:24	Collet Tulejka	A	Capacity Zakres	L1	D	D1		
0642 176 265 126	40	ER16	100	2-10	—	28	—	9833-16D	M12x1,5x14LH
0642 176 265 228		ER16	150	2-10	85	28	40	9833-16D	M12x1,5x14LH
0642 176 265 523	50	ER16	100	2-10	—	28	—	9833-16D	M12x1,5x14LH
0642 176 265 625		ER16	150	2-10	85	28	40	9833-16D	M12x1,5x14LH

Typical order/Sposób zamawiania: 0642 176 265 625 lub 7626-50-16-150 S

Standard accessories:

Nut - page 121  
screw

Optional accessories:

Collets - page 107  
wrench - page 121

Wyposażenie podstawowe:

Nakrętka - str. 121  
wkreć

Wyposażenie dodatkowe:

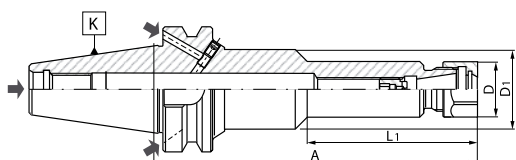
Tulejki zaciskowe - str. 107  
klucz - str. 121

## Type 7626-S



**COLLET CHUCKS ER** for tool with cylindrical shank

**OPRAWKI ZACISKOWE (do tulejek ER DIN 6499)** do narzędzi z chwytem walcowym



## Type 7626



**COLLET CHUCKS ER - SET** for tool with cylindrical shank

**OPRAWKI ZACISKOWE ER - KOMPLET** do narzędzi z chwytem walcowym



## MAS 403-BT AD+B

Code No / Kod Nr	K 7:24	Collet Tulejka	A	Capacity Zakres	L1	D	D1		
0642 176 268 389	40	ER16	100	2-10	—	28	—	9833-16D	M12x1,5x14LH
0642 176 268 424		ER16	160	2-10	86	28	40	9833-16D	M12x1,5x14LH
0642 176 268 582	50	ER16	100	2-10	—	28	—	9833-16D	M12x1,5x14LH
0642 176 268 628		ER16	160	2-10	86	28	40	9833-16D	M12x1,5x14LH

Typical order/Sposób zamawiania: 0642 176 268 628 lub 7626-50-16-160 S AD+B

**Standard accessories:**

Nut - page 121  
screw

**Optional accessories:**

Collets - page 107  
wrench - page 121

**Wyposażenie podstawowe:**

Nakrętka - str. 121  
wkreć

**Wyposażenie dodatkowe:**

Tulejki zaciskowe - str. 107  
klucz - str. 121

## MAS 403-BT AD

Code No / Kod Nr	K 7:24	Collet Tulejka	A	Capacity Zakres	Full set pieces Ilość tulejek
0642 176 263 404	30	ER16	60	2-10	8
0642 176 263 109		ER32	60	2-20	18
0642 176 260 106	40	ER25	60	2-16	14
0642 176 260 401		ER32	70	2-20	18
0642 176 261 107		ER32	130	2-20	18
0642 176 260 707		ER40	70	2-26	24
0642 176 261 504	50	ER32	70	2-20	18
0642 176 261 708		ER32	130	2-20	18
0642 176 262 108		ER40	80	2-26	24
0642 176 262 301		ER40	130	2-26	24

## Type 7626-S

Code No / Kod Nr	K 7:24	Collet Tulejka	A	Capacity Zakres	Full set pieces Ilość tulejek
0642 176 265 100	40	ER16	100	2-10	8
0642 176 265 202		ER16	150	2-10	8
0642 176 265 508	50	ER16	100	2-10	8
0642 176 265 600		ER16	150	2-10	8

## Type 7626-PL

Code No / Kod Nr	K 7:24	Collet Tulejka	A	Capacity Zakres	Full set pieces Ilość tulejek
0642 176 263 111	30	ER32	60	3-20	8
				Tulejki Ø 4,5,6,8,10,12,16,20	
0642 176 260 516	40	ER32	70	3-20	8
				Tulejki Ø 4,5,6,8,10,12,16,20	
0642 176 261 517	50	ER32	70	3-20	8
				Tulejki Ø 4,5,6,8,10,12,16,20	

**Type 7629**


**END MILL ADAPTERS TYPE WHISTLE-NOTCH** for tools with cylindrical shank and inclined flat DIN 1835-E

**OPRAWKI ZACISKOWE TYPU WHISTLE-NOTCH** do narzędzi z chwytem walcowym ze spłaszczeniem klinowym DIN 1835-E

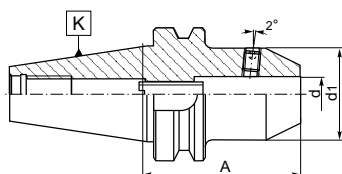


Fig. 1

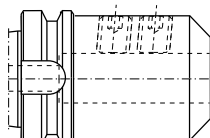
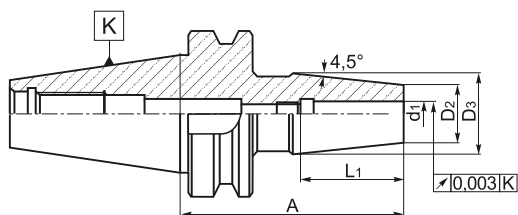


Fig. 2

**Type 7632**

**SHRINK FIT HOLDERS**

**OPRAWKA FREZARSKA z termicznym mocowaniem narzędzi**


**MAS 403-BT AD**

Code No / Kod Nr	K 7:24	d	d1	A	Fig.		
0642 176 290 009	40	6	25	50	1	U-4131/0	U-1599/0
0642 176 290 100		8	28	50	1	U-4132/0	U-6317/0
0642 176 290 202		10	35	63	1	U-4133/0	U-0293/0
0642 176 290 304		12	42	63	1	U-4134/0	U-0757/0
0642 176 290 406		14	44	63	1	U-4135/0	U-6318/0
0642 176 290 508		16	48	63	1	U-4135/0	U-6318/0
0642 176 290 600		18	50	63	1	U-4136/0	U-6793/0
0642 176 290 701		20	52	63	1	U-4136/0	U-6793/0
0642 176 290 803		25	65	90	2	U-4137/0 U-4137/0	U-6794/0
0642 176 290 905		32	72	100	2	U-4138/0 U-4138/0	U-6794/0
0642 176 291 000	50	6	25	63	1	U-4131/0	U-1599/0
0642 176 291 101		8	28	63	1	U-4132/0	U-6317/0
0642 176 291 203		10	35	65	1	U-4133/0	U-0293/0
0642 176 291 305		12	42	80	1	U-4134/0	U-0757/0
0642 176 291 407		14	44	80	1	U-4135/0	U-6318/0
0642 176 291 509		16	48	80	1	U-4135/0	U-6318/0
0642 176 291 600		18	50	80	1	U-4136/0	U-6793/0
0642 176 291 702		20	52	80	1	U-4136/0	U-6793/0
0642 176 291 804		25	65	100	2	U-4137/0 U-4137/0	U-6794/0
0642 176 291 906		32	72	105	2	U-4138/0 U-4138/0	U-6794/0
0642 176 292 102		40	90	120	2	U-5870/0 U-5870/0	U-6794/0

Typical order/Sposób zamawiania: 0642 176 292 102 or 7629-50-40-120

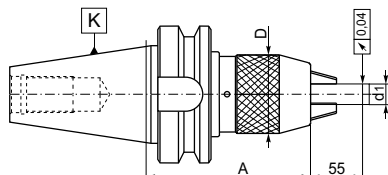
**MAS 403-BT**

Code No / Kod Nr	K	d1	A	L1	D2	D3
0642 176 320 009	40	3	80	36	10	18
0642 176 321 000		3	120	36	10	18
0642 176 322 000		3	160	36	10	18
0642 176 320 037		4	80	36	10	18
0642 176 321 038		4	120	36	10	18
0642 176 322 039		4	160	36	10	18
0642 176 320 065		5	80	36	10	18
0642 176 321 066		5	20	36	10	18
0642 176 322 067		5	160	36	10	18
0642 176 320 100		6	90	36	21	27
0642 176 321 101		6	120	36	21	27
0642 176 322 102		6	160	36	21	27
0642 176 320 154		8	90	36	21	27
0642 176 321 155		8	120	36	21	27
0642 176 322 156		8	160	36	21	27
0642 176 320 202		10	90	42	24	32
0642 176 321 203		10	120	42	24	32
0642 176 322 204		10	160	42	24	32
0642 176 320 256		12	90	47	24	32
0642 176 321 257		12	120	47	24	32
0642 176 322 258		12	160	47	24	32
0642 176 320 284		14	90	47	27	34
0642 176 321 285		14	120	47	27	34
0642 176 322 286		14	160	47	27	34
0642 176 320 304		16	90	50	27	34
0642 176 321 305		16	120	50	27	34
0642 176 322 306		16	160	50	27	34
0642 176 320 332		18	90	50	33	42
0642 176 321 333		18	120	50	33	42
0642 176 322 334		18	160	50	33	42
0642 176 320 358		20	90	52	33	42
0642 176 321 359		20	120	52	33	42
0642 176 322 350		20	160	52	33	42
0642 176 320 406		25	100	58	44	53
0642 176 321 407		25	120	58	44	53
0642 176 322 408		25	160	58	44	53
0642 176 320 450		32	100	58	44	53
0642 176 320 508	50	6	100	36	21	27
0642 176 320 551		8	100	36	21	27
0642 176 320 600		10	100	42	24	32
0642 176 320 653		12	100	47	24	32
0642 176 320 681		14	100	47	27	44
0642 176 320 701		16	100	50	27	44
0642 176 320 730		18	100	50	33	42
0642 176 320 755		20	100	52	33	42
0642 176 320 803		25	110	58	44	53
0642 176 320 857		32	110	58	44	53

Typical order/Sposób zamawiania: 0642 176 320 508 or 7632-50-6-100

**Type 7656**

**KEYLESS DRILL CHUCKS** with shank

**OPRAWKA** z uchwytem wiertarskim bezkluczkowym

**MAS 403-BT**

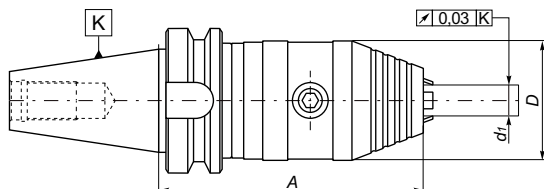
Code No / Kod Nr	K 7:24	d1	A	D
0642 176 560 403	40	1-13	95	50
0642 176 560 444		3-16	100	57
0642 176 560 505	50	1-13	105	50
0642 176 560 546		3-16	110	57

Typical order/Sposób zamawiania: 0642 176 560 546 lub 7656-50-16-110

**Standard accessories:**  
wrench

**Wyposażenie podstawowe:**  
klucz

**Type 7661**
**DRILL CHUCKS** with exag-key lock system

**OPRAWKA** z uchwytem wiertarskim kluczkowym

**MAS 403-BT AD**

Code No/Kod Nr	K 7:24	d1	A	D
0642 176 610 206	40	1-13	113	50
0642 176 610 308		3-16	113	50
0642 176 611 207	50	1-13	124	50
0642 176 611 309		3-16	124	50

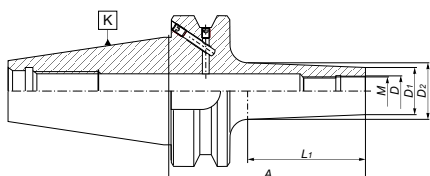
Typical order/Sposób zamawiania: 0642 176 610 206 lub 7661-40-13-113

**Standard accessories:**  
wrench

**Wyposażenie podstawowe:**  
klucz

**Type 7668**

ADAPTERS for screw in type mills  
OPRAWKA do frezów wkręcanych


**MAS 403-BT AD+B**

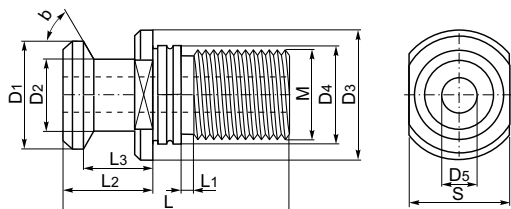
Code No/Kod Nr	K 7:24	M	A	D	D1	D2	L1
0642 176 683 104	40	M8	63	8,5	13	15	30
0642 176 683 206		M8	83	8,5	13	23	50
0642 176 683 308		M8	103	8,5	13	23	70
0642 176 683 400		M8	123	8,5	13	25	90
0642 176 684 105		M10	63	10,5	18	20	30
0642 176 684 207		M10	83	10,5	18	25	50
0642 176 684 309		M10	103	10,5	18	28	70
0642 176 684 400		M10	123	10,5	18	28	90
0642 176 685 106		M12	63	12,5	21	24	30
0642 176 685 208		M12	83	12,5	21	24	50
0642 176 685 300		M12	103	12,5	21	31	70
0642 176 685 401		M12	123	12,5	21	31	90
0642 176 686 107		M16	63	17	29	34	30
0642 176 686 209		M16	83	17	29	34	50
0642 176 686 300		M16	103	17	29	34	70
0642 176 686 402		M16	123	17	29	39	90
0642 176 686 504		M16	153	17	29	39	120
0642 176 687 108	50	M12	104	12,5	21	39	60
0642 176 687 200		M12	154	12,5	21	39	110
0642 176 688 109		M16	104	17	29	36	60
0642 176 688 200		M16	154	17	29	40	110

Typical order/Sposób zamawiania: 0642 176 688 200 lub 7668-50-M16-154



**Type 9883**

PULL STUDS to MAS 403-BT  
KOŃCÓWKI do MAS 403-BT

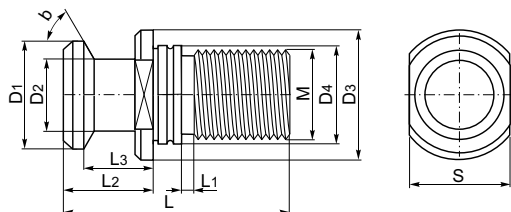

**MAS 403-BT A**

Code No / Kod Nr	Size Wielkość	L	b	M	L1	L2	L3	D1	D2	D3	D4	D5	S
0642 198 835 500	40	60	45°	M16	4	35	28	15	10	23	17	4	19
0642 198 836 501		60	60°	M16	4	35	28	15	10	23	17	4	19
0642 198 837 309		60	90°	M16	4	35	28	15	10	23	17	4	19
0642 198 835 602	50	85	45°	M24	8	45	35	23	17	38	25	6	30
0642 198 836 603		85	60°	M24	8	45	35	23	17	38	25	6	30
0642 198 837 706		85	90°	M24	8	45	35	23	17	38	25	6	30

Typical order/Sposób zamawiania: 0642 198 837 706 lub 9883-50-85-90 A

**Type 9883**

PULL STUDS to MAS 403-BT  
KOŃCÓWKI do MAS 403-BT


**MAS 403-BT B**

Code No / Kod Nr	Size Wielkość	L	b	M	L1	L2	L3	D1	D2	D3	D4	S
0642 198 830 302	30	43	45°	M12	2	23	18	11	7	16,5	12,5	13
0642 198 831 303		43	60°	M12	2	23	18	11	7	16,5	12,5	13
0642 198 830 506	40	60	45°	M16	4	35	28	15	10	23	17	19
0642 198 831 507		60	60°	M16	4	35	28	15	10	23	17	19
0642 198 832 304		60	90°	M16	4	35	28	15	10	23	17	19
0642 198 830 534		120	45°	M12	64	35	28	15	10	23	17	19
0642 198 831 535		120	60°	M12	64	35	28	15	10	23	17	19
0642 198 832 406		120	90°	M12	64	35	28	15	10	23	17	19
0642 198 830 547		125	45°	M16	69	35	28	15	10	23	17	19
0642 198 831 548		125	60°	M16	69	35	28	15	10	23	17	19
0642 198 832 508		125	90°	M16	69	35	28	15	10	23	17	19
0642 198 830 608	50	85	45°	M24	8	45	35	23	17	38	25	30
0642 198 831 609		85	60°	M24	8	45	35	23	17	38	25	30
0642 198 832 701		85	90°	M24	8	45	35	23	17	38	25	30
0642 198 830 636		125	45°	M24	48	45	35	23	17	38	25	30
0642 198 831 637		125	60°	M24	48	45	35	23	17	38	25	30
0642 198 832 803		125	90°	M24	48	45	35	23	17	38	25	30

Typical order/Sposób zamawiania: 0642 198 832 803 lub 9883-50-125-90 B

Blank lined area for text entry.

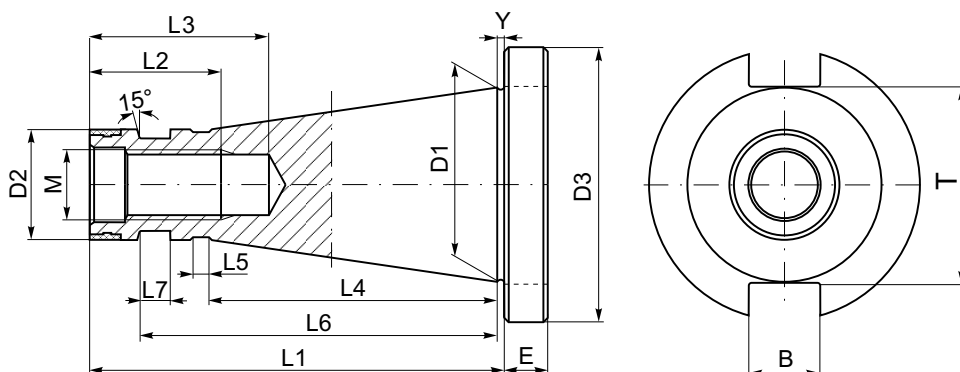
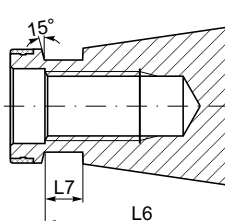
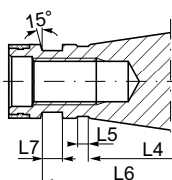
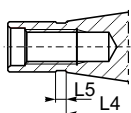


DIN 2080



**BISON** BIAL

3

**DIN 2080**
**TOOL SHANKS with 7:24 taper**
**CHWYT ze stożkiem 7:24**

**K-30**
**K-40**
**K-50**

**3**

K 7:24	D <sub>1</sub>	D <sub>2</sub>	D <sub>3</sub>	L <sub>1</sub>	L <sub>2</sub>	L <sub>3</sub>	L <sub>4</sub>	L <sub>5</sub>	L <sub>6</sub>	L <sub>7</sub>
30	31,75	17,1	50,0	70	24	35	48,4	3	-	-
40	44,45	25,0	63,0	95	30	41	65,4	5	82	7,0
50	69,85	39,3	97,5	130	45	60	-	-	115	13,3

K 7:24	B H12	T	E	M	Y
30	16,1	32,4	8	M12	1,8
40	16,1	45,0	10	M16	1,8
50	25,7	70,6	12	M24	3,2

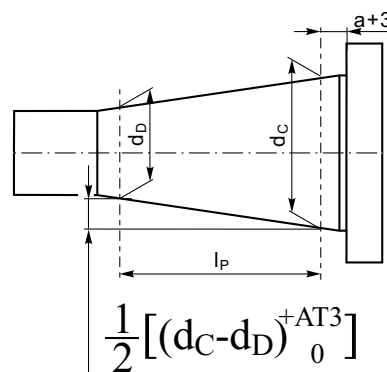
**STANDARD FEATURES OF TOOLING**

- Manufactured with Chrome Manganese steel
- Carburized with depth of case 0,7 mm.
- Hardened and precision ground.
- Surface Hardness RC 58±2.
- Taper angle: tolerance AT3.

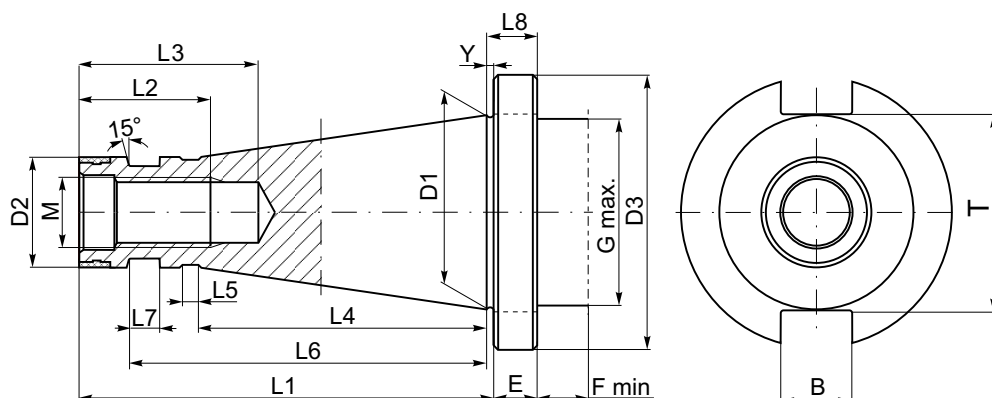
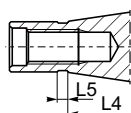
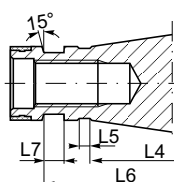
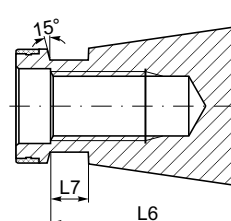
K 7:24	d <sub>c</sub> -d <sub>D</sub>	l <sub>p</sub>	a	AT3
30	12,250	42	1,6	0,002
40	17,208	59	1,6	0,003
50	26,833	92	3,2	0,004

**CHARAKTERYSTYKA TECHNICZNA WYROBÓW**

- Materiał: stal stopowa chromowo-manganowa
- Nawęglane na głębokość 0,7 mm.
- Hartowane i precyzyjnie szlifowane.
- Twardość powierzchni 58±2 HRC.
- Tolerancja kąta stożka AT3.



**DIN 2080 QC**
**QUICK CHANGE**
**TOOL SHANKS** with 7:24 taper

**CHWYT** ze stożkiem 7:24

**K-30**

**K-40**

**K-50**


K 7:24	D <sub>1</sub>	D <sub>2</sub>	D <sub>3</sub>	L <sub>1</sub>	L <sub>2</sub>	L <sub>3</sub>	L <sub>4</sub>	L <sub>5</sub>	L <sub>6</sub>	L <sub>7</sub>	L <sub>8</sub>
30	31,75	17,1	46,0	70	24	35	48,4	3	-	-	10,74
40	44,45	25,0	63,5	95	30	41	65,4	5	82	7,0	9,96
50	69,85	39,6	88,9	130	45	60	-	-	115	13,3	15,10

K 7:24	B H12	T	E	M	Y	F	G
30	16,1	32,4	8,76	M12	1,98	8,5	30
40	16,1	45,0	7,98	M16	1,98	11,5	42
50	25,7	70,6	11,50	M24	3,60	11,5	63

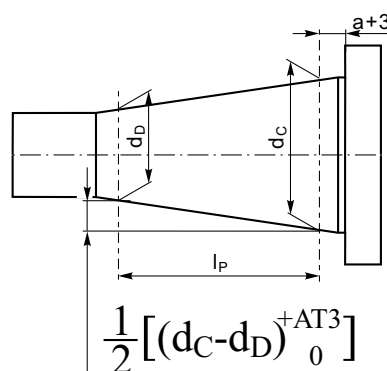
**STANDARD FEATURES OF TOOLING**

- Manufactured with Chrome Manganese steel
- Carburized with depth of case 0,7 mm.
- Hardened and precision ground.
- Surface Hardness RC 58±2.
- Taper angle: tolerance AT3.

K 7:24	d <sub>C</sub> -d <sub>D</sub>	l <sub>P</sub>	a	AT3
30	12,250	42	1,6	0,002
40	17,208	59	1,6	0,003
50	26,833	92	3,2	0,004

**CHARAKTERYSTYKA TECHNICZNA WYROBÓW**

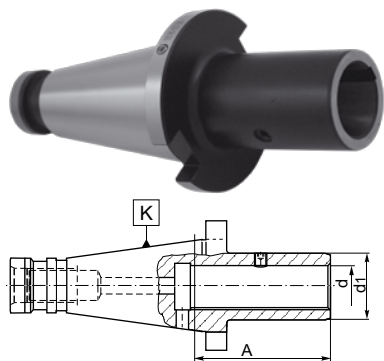
- Materiał: stal stopowa chromowo-manganowa
- Nawęglane na głębokość 0,7 mm.
- Hartowane i precyzyjnie szlifowane.
- Twardość powierzchni 58±2 HRC.
- Tolerancja kąta stożka AT3.



## Type 1616

**HOLDERS** for adjustable adapters DIN 6327

**OPRAWKI** do trzpieni i tulei z regulacją osiową DIN 6327



## DIN 2080

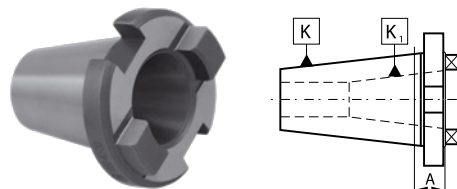
Code No / Kod Nr	K 7:24	d	d1	A	
0642 116 160 401	40	16	25	60	U-1997/0
0642 116 160 503		20	32	60	U-1997/0
0642 116 160 605		28	40	100	U-7381/0
0642 116 160 707		36	50	120	U-7381/0
0642 116 160 809	50	16	25	60	U-1997/0
0642 116 160 900		20	32	60	U-1997/0
0642 116 161 005		28	40	100	U-7381/0
0642 116 161 107		36	50	100	U-7381/0
0642 116 161 209		48	67	100	U-7382/0

Typical order/Sposób zamawiania: 0642 116 161 209 lub 1616-50-48-100

## Type 1650

**TAPER ADAPTERS** for tools with DIN 2080 taper shank

**TULEJE REDUKCYJNE** do narzędzi z chwytem 7:24 w/g DIN 2080



## DIN 2080

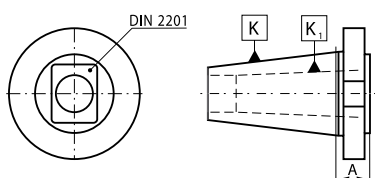
Code No / Kod Nr	K 7:24	K1 7:24	A
0642 116 501 005	40	30	13,0
0642 116 503 007	50	30	15,9
0642 116 503 109		40	15,9

Typical order/Sposób zamawiania: 0642 116 503 109 lub 1650-50-40

## Type 1653

**TAPER ADAPTERS** for tools with Morse taper shank and drawbar thread DIN 228-A

**TULEJE REDUKCYJNE** do narzędzi z chwytem Morse'a z gwintem wg DIN 228-A



## DIN 2080

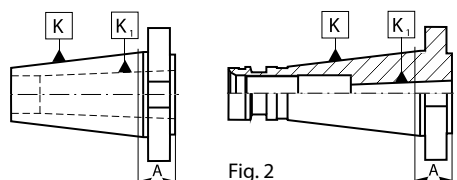
Code No / Kod Nr	K 7:24	K1 Morse	A
0642 116 531 305	40	3	38
0642 116 531 407		4	61
0642 116 533 307	50	3	16
0642 116 533 409		4	22
0642 116 533 500		5	51

Typical order/Sposób zamawiania: 0642 116 533 500 lub 1653-50-5

## Type 1655

**TAPER ADAPTERS** for tools with Morse taper shank

**TULEJE REDUKCYJNE** do narzędzi z chwytem Morse'a



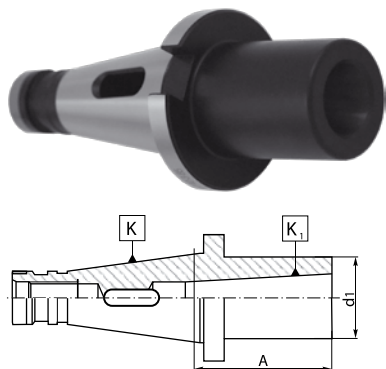
## DIN 2080

Code No / Kod Nr	K 7:24	K1 Morse	A	fig
0642 116 550 209	30	2	18	1
0642 116 550 300		3	72	1
0642 116 555 101	40	1	14	2
0642 116 555 203		2	14	1
0642 116 555 305		3	14	1
0642 116 555 407		4	43	1
0642 116 555 509		4	67	1
0642 116 556 102	50	1	17	2
0642 116 556 204		2	21	1
0642 116 556 306		3	21	1
0642 116 556 408		4	21	1
0642 116 556 500		5	65	1

Typical order/Sposób zamawiania: 0642 116 556 500 lub 1655-50-5-65

## Type 1657

**REDUCING ADAPTERS** for tools with Morse taper and tang DIN 228-B shank  
**TULEJE REDUKCYJNE** do narzędzi z chwytem Morse'a z pletwą wg DIN 228-B



## DIN 2080

Code No / Kod Nr	K 7:24	K1 Morse	A	d1
0642 116 570 103	30	1	50	25
0642 116 570 205		2	57	32
0642 116 570 307		3	72	40
0642 116 577 100	40	1	50	25
0642 116 577 201		2	50	32
0642 116 577 303		3	65	40
0642 116 577 405		4	95	48
0642 116 571 002		5	170	63
0642 116 571 206	50	2	23	32
0642 116 571 308		3	33	40
0642 116 571 400		4	53	48
0642 116 571 501		5	86	63

Typical order/Sposób zamawiania: 0642 116 571 501 lub 1657-50-5-86

## Type 1676

**REDUCING ADAPTERS** for tools with Morse taper shank and drawbar thread  
 DIN 228-A

**TULEJE REDUKCYJNE** do narzędzi z chwytem Morse'a z gwintem  
 wg DIN 228-A

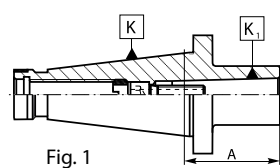


Fig. 1

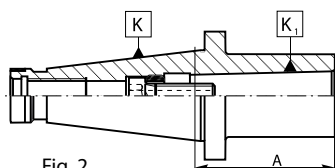



Fig. 2

## DIN 2080

Code No / Kod Nr	K 7:24	K1 Morse	A	d1	fig	
0642 116 761 100	30	1	50	25	1	U-2369/0
0642 116 761 202		2	50	32	2	W-1092/0
0642 116 761 304		3	78	40	2	U-7790/0
0642 116 760 100	40	1	50	25	1	W-1091/0
0642 116 760 201		2	50	32	1	W-1092/0
0642 116 760 303		3	65	40	2	W-1093/0
0642 116 760 405		4	95	48	2	W-1094/0
0642 116 760 507	50	1	45	25	1	W-1091/0
0642 116 760 609		2	60	32	1	W-1095/0
0642 116 760 700		3	65	40	1	W-1096/0
0642 116 760 802		4	65	48	1	W-1097/0
0642 116 760 904		5	120	63	2	W-1098/0

Typical order/Sposób zamawiania: 0642 116 760 904 lub 1676-50-5-120

**Type 1679**

**REDUCING ADAPTERS** for tools with Morse taper and tang DIN 228-B shank or for tools with Morse taper shank and drawbar thread DIN 228-A

**TULEJE REDUKCYJNE** do narzędzi z chwytem Morse'a z pletwą wg DIN 228-B lub do narzędzi z chwytem Morse'a z gwintem wg DIN 228-A

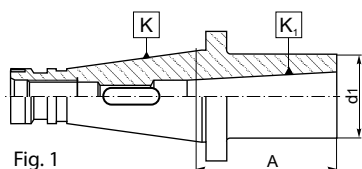


Fig. 1

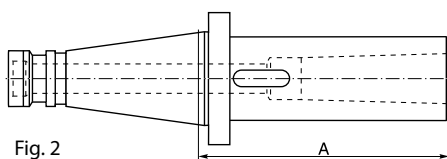


Fig. 2

**DIN 2080**

Code No / Kod Nr	K 7:24	K1 Morse	A	d1	fig
0642 116 794 915	30	1	50	25	1
0642 116 794 928		2*	50	32	1
0642 116 794 930		3*	72	40	1
0642 116 795 109	40	1	50	25	1
0642 116 791 105		1	92	25	2
0642 116 795 200		2	50	32	1
0642 116 791 207		2	109	32	2
0642 116 795 302		3*	65	40	1
0642 116 791 309		3*	129	40	2
0642 116 795 404		4*	95	48	1
0642 116 791 400		4*	152	48	2
0642 116 796 100	50	1	45	25	1
0642 116 792 106		1	96	25	2
0642 116 796 201		2	60	32	1
0642 116 792 208		2	113	32	2
0642 116 796 303		3	65	40	1
0642 116 792 300		3	133	40	2
0642 116 796 405		4	70	48	1
0642 116 792 401		4	163	48	2
0642 116 796 507		5*	105	63	1
0642 116 792 503		5*	193	63	2

Typical order/Sposób zamawiania: 0642 116 792 503 lub 1679-50-5-193

**Type 1679 QC**

**REDUCING ADAPTERS** for tools with Morse taper and tang DIN 228-B shank or for tools with Morse taper shank and drawbar thread DIN 228-A

**TULEJE REDUKCYJNE** do narzędzi z chwytem Morse'a z pletwą wg DIN 228-B lub do narzędzi z chwytem Morse'a z gwintem wg DIN 228-A

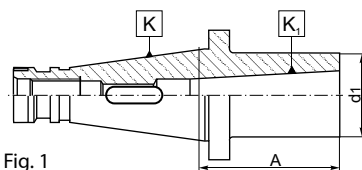


Fig. 1

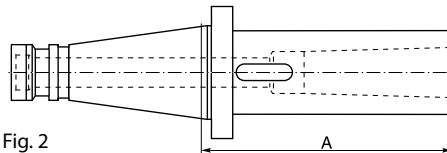


Fig. 2

**QUICK CHANGE**
**DIN 2080**

Code No / Kod Nr	K 7:24	K1 Morse	A	D	fig
0642 116 798 114	30	1	50	25	1
0642 116 798 127		2*	50	32	1
0642 116 798 130		3*	72	40	1
0642 116 798 216	40	1	50	25	1
0642 116 798 229		1	92	25	2
0642 116 798 318		2	50	32	1
0642 116 798 320		2	109	32	2
0642 116 798 410		3*	65	40	1
0642 116 798 422		3*	129	40	2
0642 116 798 511		4*	95	48	1
0642 116 798 524		4*	160	48	2

Typical order/Sposób zamawiania: 0642 116 798 524 lub 1679-40-4-160QC

\*only for tools with Morse taper and tang DIN 228-B shank  
tylko do narzędzi z chwytem Morse'a z pletwą wg DIN 228-B

**Type 1699**

**TAPER ADAPTERS** for tools with 7:24 taper shank

**TULEJE REDUKCYJNE** do narzędzi z chwytem 7:24

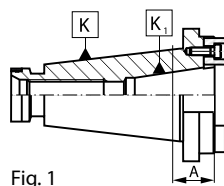


Fig. 1

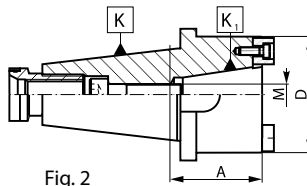


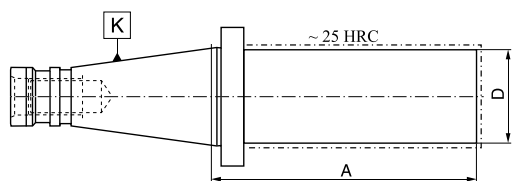
Fig. 2

**DIN 2080**

Code No / Kod Nr	K 7:24	K1 7:24	A	Fig.	D	M	
0642 116 991 100	50	40	27	1	88	M16	U-6227/0
0642 116 991 507		40	65	2	88	M16	U-6227/0

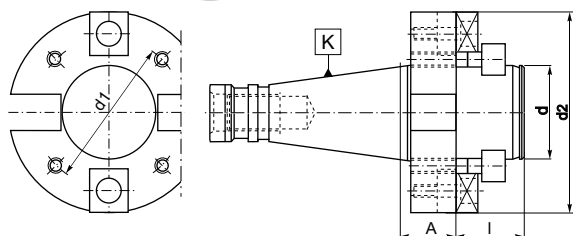
Typical order/Sposób zamawiania: 0642 116 991 507 lub 1699-50-40-65



**Type 2190**
**BLANK ADAPTERS**  
**TRZPIEŃ - PÓŁFABRYKAT**

**DIN 2080**

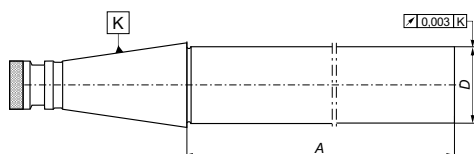
Code No / Kod Nr	K 7:24	D	A
0642 121 900 109	40	40	250
0642 121 900 200		40	280
0642 121 900 315		63	160
0642 121 900 111		63	250
0642 121 900 302		63	280
0642 121 900 404		80	270
0642 121 901 201	50	50	330
0642 121 901 230		63	250
0642 121 901 303		80	330
0642 121 901 344		80	600
0642 121 901 405		95	250
0642 121 901 433		97	250
0642 121 901 461		97	315

Typical order/Sposób zamawiania: 0642 121 901 303 lub 2190-50-80-330

**Type 2824**
**ADAPTERS for indexable milling cutters**  
**TRZPIENIE FREZARSKIE do głowic frezarskich**

**DIN 2080**

Code No / Kod Nr	K 7:24	d	d1	d2	A	l		
0642 128 240 105	40	40	66,7	89	30	30	U-6064/0	U-1414/0
0642 128 240 207		50	101,6	129	30	40	U-6065/0	U-2042/0
0642 128 240 309		60	101,6	129	30	40	U-6066/0	U-2042/0
0642 128 240 400	50	40	66,7	89	30	30	U-6064/0	U-1414/0
0642 128 240 502		50	101,6	129	30	40	U-6065/0	U-2042/0
0642 128 240 604		60	101,6	129	30	40	U-6066/0	U-2042/0

Typical order/Sposób zamawiania: 0642 128 240 604 lub 2824-50-60

**Type 2850**
**TEST ARBORS**  
**TRZPIENIE KONTROLNE**

**DIN 2080**

Code No / Kod Nr	K 7:24	D	A
0642 128 501 003	40	40	300
0642 128 501 004	50	50	300

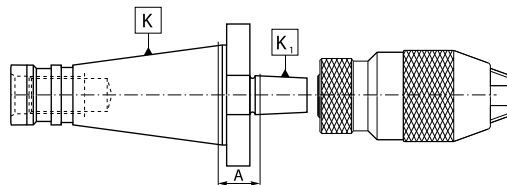
Typical order/Sposób zamawiania: 0642 128 240 604 lub 2824-50-60

**Type 5370**

DRILL CHUCK ADAPTERS for drill chucks taper DIN 238 or Jacobs taper  
 TRZPIENIE do uchwytyw wiertarskich ze stożkiem DIN 238 lub Jacobsa



Code No / Kod Nr	K 7:24	K1 Jacobs	A
0642 153 540 000	30	J0	12
0642 153 540 101		J1	12
0642 153 540 305		J2	12
0642 153 540 702		J3	12
0642 153 540 407		J33	12
0642 153 540 509		J6	12
0642 153 541 306	40	J2	14
0642 153 541 703		J3	14
0642 153 541 408		J33	14
0642 153 541 500		J6	14
0642 153 542 704	50	J3	18
0642 153 542 409		J33	18
0642 153 542 908		J4	18
0642 153 543 002		J5	18
0642 153 542 500		J6	18

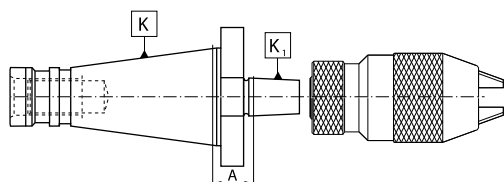
**DIN 2080**


Code No / Kod Nr	K 7:24	K1 DIN	A
0642 153 700 103	30	B10	15
0642 153 700 205		B12	15
0642 153 700 307		B16	15
0642 153 700 409		B18	15
0642 153 700 500		B22	15
0642 153 701 206	40	B12	17
0642 153 707 100		B12	90
0642 153 701 308		B16	17
0642 153 707 201		B16	90
0642 153 701 400		B18	17
0642 153 707 303		B18	90
0642 153 701 501		B22	17
0642 153 701 603		B24	17
0642 153 702 309	50	B16	20
0642 153 706 109		B16	90
0642 153 702 400		B18	20
0642 153 706 200		B18	90
0642 153 702 502		B22	20
0642 153 702 604		B24	20

Typical order/Sposób zamawiania: 0642 153 702 604 lub 5370-50-B24-20

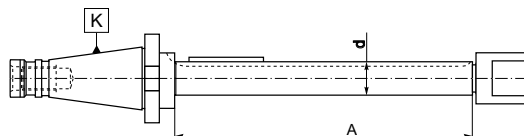
**Type 5370 QC**

DRILL CHUCK ADAPTERS for drill chucks Jacobs taper  
 TRZPIENIE do uchwytyw wiertarskich ze stożkiem Jacobsa


**QUICK CHANGE**
**DIN 2080**

Code No / Kod Nr	K 7:24	K1 Jacobs	A
0642 153 549 446	30	J33	21
0642 153 549 459		J6	21
0642 153 549 548	40	J33	23
0642 153 549 550		J6	23

Typical order/Sposób zamawiania: 0642 153 549 550 lub 5370-40-J6-11 QC

**Type 7175**
**DIN 2080**
**MILLING MACHINE ARBORS**  
**TRZPIENIE FREZARSKIE DŁUGIE**


Code No / Kod Nr	K 7:24	d	A		
0642 171 750 306	30	16	200	4x4x50	M16x1,5
0642 171 750 408		16	250	4x4x50	M16x1,5
0642 171 750 500		16	315	4x4x50	M16x1,5
0642 171 750 907		22	200	6x6x56	M20x2
0642 171 751 001		22	250	6x6x56	M20x2
0642 171 751 103		22	315	6x6x56	M20x2
0642 171 751 205		22	400	6x6x56	M20x2
0642 171 751 602		27	200	7x7x57	M24x2
0642 171 751 704		27	250	7x7x57	M24x2
0642 171 751 806		27	315	7x7x57	M24x2
0642 171 751 908		27	400	7x7x57	M24x2
0642 171 752 308	40	16	200	4x4x50	M16x1,5
0642 171 752 400		16	250	4x4x50	M16x1,5
0642 171 752 501		16	315	4x4x50	M16x1,5
0642 171 752 603		16	400	4x4x50	M16x1,5
0642 171 753 003		22	200	6x6x56	M20x2
0642 171 753 105		22	250	6x6x56	M20x2
0642 171 753 207		22	315	6x6x56	M20x2
0642 171 753 309		22	400	6x6x56	M20x2
0642 171 753 400		22	500	6x6x56	M20x2
0642 171 753 808		27	200	7x7x57	M24x2
0642 171 753 900		27	250	7x7x57	M24x2
0642 171 754 004		27	315	7x7x57	M24x2
0642 171 754 106		27	400	7x7x57	M24x2
0642 171 754 208		27	500	7x7x57	M24x2
0642 171 754 300		27	630	7x7x57	M24x2
0642 171 754 605		32	160	8x7x70	M27x2
0642 171 754 809		32	250	8x7x70	M27x2
0642 171 754 900		32	315	8x7x70	M27x2
0642 171 755 005		32	400	8x7x70	M27x2
0642 171 755 107		32	500	8x7x70	M27x2
0642 171 755 209		32	630	8x7x70	M27x2
0642 171 755 708		40	315	10x8x80	M33x2
0642 171 755 800		40	400	10x8x80	M33x2
0642 171 755 901		40	500	10x8x80	M33x2
0642 171 756 006		40	630	10x8x80	M33x2

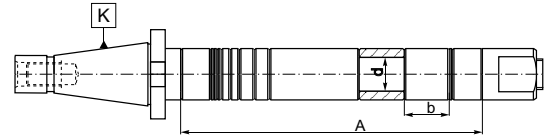
Code No / Kod Nr	K 7:24	d	A		
0642 171 760 508	50	22	200	6x6x56	M20x2
0642 171 760 600		22	250	6x6x56	M20x2
0642 171 760 701		22	315	6x6x56	M20x2
0642 171 760 803		22	400	6x6x56	M20x2
0642 171 760 905		22	500	6x6x56	M20x2
0642 171 761 000		22	630	6x6x56	M20x2
0642 171 761 600		27	315	7x7x57	M24x2
0642 171 761 702		27	400	7x7x57	M24x2
0642 171 761 804		27	500	7x7x57	M24x2
0642 171 761 906		27	630	7x7x57	M24x2
0642 171 762 000		27	800	7x7x57	M24x2
0642 171 762 601		32	315	8x7x70	M27x2
0642 171 762 703		32	400	8x7x70	M27x2
0642 171 762 805		32	500	8x7x70	M27x2
0642 171 762 907		32	630	8x7x70	M27x2
0642 171 763 001		32	800	8x7x70	M27x2
0642 171 763 103		32	900	8x7x70	M27x2
0642 171 763 205		32	1000	8x7x70	M27x2
0642 171 763 806		40	400	10x8x80	M33x3
0642 171 763 908		40	500	10x8x80	M33x3
0642 171 764 002		40	630	10x8x80	M33x3
0642 171 764 104		40	800	10x8x80	M33x3
0642 171 764 206		40	900	10x8x80	M33x3
0642 171 764 308		40	1000	10x8x80	M33x3
0642 171 764 400		50	400	12x8x100	M39x3
0642 171 764 501		50	500	12x8x100	M39x3
0642 171 764 603		50	630	12x8x100	M39x3
0642 171 764 705		50	800	12x8x100	M39x3
0642 171 764 807		50	900	12x8x100	M39x3
0642 171 764 909		50	1000	12x8x100	M39x3
0642 171 765 207		60	630	14x9x100	M45x3
0642 171 765 309		60	800	14x9x100	M45x3
0642 171 765 400		60	900	14x9x100	M45x3
0642 171 765 502		60	1000	14x9x100	M45x3

Typical order/Sposób zamawiania: 0642 171 753 003 lub 7175-40/22/200

Type 7178

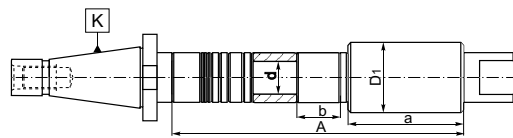
DIN 2080

MILLING MACHINE ARBORS  
TRZPIENIE FREZARSKIE DŁUGIE



Code No / Kod Nr	K 7:24	d	A	Pierścienie * b rings										
				1	2	3	6	10	20	30	60	100		
0642 171 780 300	30	16	200	2	3	4	2	4	2	3	-	-	-	-
0642 171 780 402		16	250	2	3	4	2	4	3	4	-	-	-	-
0642 171 780 504		16	315	1	4	2	2	4	5	5	-	-	-	-
0642 171 780 901		22	200	1	3	1	2	2	2	2	1	-	-	-
0642 171 781 006		22	250	1	3	1	2	1	2	2	2	-	-	-
0642 171 781 108		22	315	1	4	2	2	2	3	3	2	-	-	-
0642 171 781 200		22	400	1	3	1	2	2	3	4	3	3	-	-
0642 171 781 607		27	200	1	3	1	2	2	2	2	1	-	-	-
0642 171 781 709		27	250	1	3	1	2	1	2	2	2	-	-	-
0642 171 781 800		27	315	1	4	2	2	2	3	3	2	-	-	-
0642 171 781 902		27	400	1	3	1	2	1	3	3	2	1	-	-
0642 171 782 302	40	16	200	2	3	4	2	4	2	3	-	-	-	-
0642 171 782 404		16	250	2	3	4	2	4	3	4	-	-	-	-
0642 171 782 506		16	315	1	4	2	2	4	5	5	-	-	-	-
0642 171 782 608		16	400	1	5	3	2	4	6	7	-	-	-	-
0642 171 783 008		22	200	1	3	1	2	2	2	2	1	-	-	-
0642 171 783 100		22	250	1	3	1	2	1	2	2	2	-	-	-
0642 171 783 201		22	315	1	4	2	2	2	3	3	2	-	-	-
0642 171 783 303		22	400	1	3	1	2	3	4	3	3	-	-	-
0642 171 783 405		22	500	2	3	2	3	3	4	4	4	-	-	-
0642 171 783 802		27	200	1	3	1	2	2	2	2	1	-	-	-
0642 171 783 904		27	250	1	3	1	2	1	2	2	2	-	-	-
0642 171 784 009		27	315	1	4	2	2	2	3	3	2	-	-	-
0642 171 784 100		27	400	1	3	1	2	1	3	3	2	1	-	-
0642 171 784 202		27	500	2	3	2	3	2	2	3	2	2	-	-
0642 171 784 304		27	630	2	3	2	3	2	2	2	3	3	-	-
0642 171 784 600		32	160	2	3	4	2	3	2	2	-	-	-	-
0642 171 784 803		32	250	1	3	1	2	1	2	2	2	-	-	-
0642 171 784 905		32	315	1	4	2	2	2	3	3	2	-	-	-
0642 171 785 000		32	400	1	3	1	2	1	3	3	2	1	-	-
0642 171 785 101		32	500	2	3	2	3	2	2	3	2	2	-	-
0642 171 785 203		32	630	2	3	2	3	2	2	2	3	3	-	-
0642 171 785 702		40	315	1	4	2	2	2	3	3	2	-	-	-
0642 171 785 804		40	400	1	3	1	2	1	3	3	2	1	-	-
0642 171 785 906		40	500	2	3	2	3	2	2	3	2	2	-	-
0642 171 786 000		40	630	2	3	2	3	2	2	2	3	3	-	-

Code No / Kod Nr	K 7:24	d	A	Pierścienie * b rings										
				1	2	3	6	10	20	30	60	100		
0642 171 790 502	50	22	200	1	3	1	2	2	2	2	1	-	-	-
0642 171 790 604		22	250	1	3	1	2	1	2	2	2	-	-	-
0642 171 790 706		22	315	1	4	2	2	2	3	3	2	-	-	-
0642 171 790 808		22	400	1	3	1	2	3	4	3	3	-	-	-
0642 171 790 900		22	500	2	3	2	3	3	4	4	4	-	-	-
0642 171 791 004		22	500	2	3	2	3	3	4	4	4	-	-	-
0642 171 791 605		27	315	1	4	2	2	2	3	3	2	-	-	-
0642 171 791 707		27	400	1	3	1	2	1	3	3	2	1	-	-
0642 171 791 809		27	500	2	3	2	3	2	2	3	2	2	-	-
0642 171 791 900		27	630	2	3	2	3	2	2	2	3	3	-	-
0642 171 792 005		27	800	4	4	4	3	4	3	4	4	3	-	-
0642 171 792 606		32	315	1	4	2	2	2	3	4	3	2	-	-
0642 171 792 708		32	400	1	3	1	2	1	3	3	2	1	-	-
0642 171 792 800		32	500	2	3	2	3	2	2	3	2	2	-	-
0642 171 792 901		32	630	2	3	2	3	2	2	2	3	3	-	-
0642 171 793 006		32	800	4	4	4	3	4	3	4	4	3	-	-
0642 171 793 108		32	900	4	4	4	3	4	3	4	4	4	-	-
0642 171 793 200		32	1000	4	4	4	3	4	3	4	4	5	-	-
0642 171 793 800		40	400	1	3	1	2	1	3	3	2	1	-	-
0642 171 793 902		40	500	2	3	2	3	2	2	3	2	2	-	-
0642 171 794 007		40	630	2	3	2	3	2	2	2	3	3	-	-
0642 171 794 109		40	800	4	4	4	3	4	3	4	4	3	-	-
0642 171 794 200		40	900	4	4	4	3	4	3	4	4	4	-	-
0642 171 794 302		40	1000	4	4	4	3	4	3	4	4	5	-	-
0642 171 794 404		50	400	1	3	1	2	1	3	3	2	1	-	-
0642 171 794 506		50	500	2	3	2	3	2	2	3	2	2	-	-
0642 171 794 608		50	630	2	3	2	3	2	2	2	3	3	-	-
0642 171 794 700		50	800	4	4	4	3	4	3	4	4	3	-	-
0642 171 794 801		50	900	4	4	4	3	4	3	4	4	4	-	-
0642 171 794 903		50	1000	4	4	4	3	4	3	4	4	5	-	-
0642 171 795 201		60	630	2	3	2	3	2	2	2	3	3	-	-
0642 171 795 303		60	800	4	4	4	3	4	3	4	4	3	-	-
0642 171 795 405		60	900	4	4	4	3	4	3	4	4	4	-	-
0642 171 795 507		60	1000	4	4	4	3	4	3	4	4	5	-	-

**Type 7181**
**DIN 2080**
**MILLING MACHINE ARBORS**  
**TRZPIENIE FREZARSKIE DŁUGIE**


Code No / Kod Nr	K 7:24	d	A	Pierścienie * b rings										Bushing Tuleja walcowa dxD1xa
				1	2	3	6	10	20	30	60	100	Liczba szt na 1 trzpień * Nombre of pcs 1 arbor	
0642 171 810 005	30	16	200	1	3	3	1	2	2	2	-	-	16x42x60	
0642 171 810 107		16	250	1	3	3	1	4	2	3	-	-	16x42x60	
0642 171 810 209		16	315	3	3	4	1	5	3	4	-	-	16x42x60	
0642 171 810 300		22	200	1	3	3	1	2	2	2	-	-	22x42x60	
0642 171 810 402		22	250	1	3	3	1	1	2	2	1	-	22x42x60	
0642 171 810 504		22	315	1	4	2	2	2	3	3	1	-	22x42x60	
0642 171 810 606		22	400	1	3	3	1	2	3	2	3	-	22x42x60	
0642 171 810 708		27	200	1	1	1	1	2	2	2	-	-	27x48x70	
0642 171 810 800		27	250	1	1	1	1	1	2	2	1	-	27x48x70	
0642 171 810 901		27	315	1	2	2	1	2	3	3	1	-	27x48x70	
0642 171 811 006		27	400	1	1	1	1	2	1	2	2	1	27x48x70	
0642 171 811 108	40	16	200	2	1	2	2	2	1	2	-	-	16x56x80	
0642 171 811 200		16	250	1	3	3	1	4	1	3	-	-	16x56x80	
0642 171 811 301		16	315	3	3	4	1	5	2	4	-	-	16x56x80	
0642 171 811 403		16	400	2	3	4	2	5	3	6	-	-	16x56x80	
0642 171 811 505		22	200	1	3	3	1	2	1	2	-	-	22x56x80	
0642 171 811 607		22	250	1	3	3	1	1	1	2	1	-	22x56x80	
0642 171 811 709		22	315	1	4	2	2	2	2	3	1	-	22x56x80	
0642 171 811 800		22	400	1	3	3	1	2	2	2	3	-	22x56x80	
0642 171 811 902		22	500	1	3	3	1	3	2	3	4	-	22x56x80	
0642 171 812 007		27	250	1	3	3	1	2	2	1	1	-	27x56x80	
0642 171 812 109		27	315	2	2	3	2	1	1	2	2	-	27x56x80	
0642 171 812 200		27	400	2	1	2	2	2	3	2	1	1	27x56x80	
0642 171 812 302		27	500	2	1	2	2	2	3	2	1	2	27x56x80	
0642 171 812 404		27	630	2	3	4	2	2	3	2	3	2	27x56x80	
0642 171 812 506		32	250	1	3	3	1	2	2	1	1	-	32x56x80	
0642 171 812 608		32	315	2	2	3	2	1	1	2	2	-	32x56x80	
0642 171 812 700		32	400	2	1	2	2	2	3	2	1	1	32x56x80	
0642 171 812 801		32	500	2	1	2	2	2	3	2	1	2	32x56x80	
0642 171 812 903		32	630	2	3	4	2	2	3	2	3	2	32x56x80	
0642 171 813 008		40	315	2	2	3	2	1	1	2	2	-	40x56x80	
0642 171 813 100		40	400	2	1	2	2	2	3	2	1	1	40x56x80	
0642 171 813 201		40	500	2	1	2	2	2	3	2	1	2	40x56x80	
0642 171 813 303		40	630	2	3	4	2	2	3	2	3	2	40x56x80	

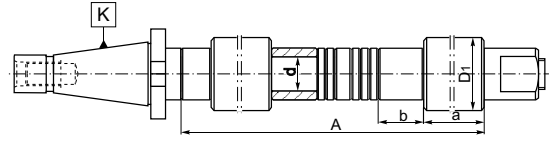
Code No / Kod Nr	K 7:24	d	A	Pierścienie * b rings										Bushing Tuleja walcowa dxD1xa
				1	2	3	6	10	20	30	60	100	Liczba szt na 1 trzpień * Nombre of pcs 1 arbor	
0642 171 815 702	50	22	200	1	3	1	2	1	2	1	2	1	-	22x70x100
0642 171 815 804		22	250	1	3	1	2	1	3	2	-	-	22x70x100	
0642 171 815 906		22	315	1	4	2	2	1	3	2	1	-	22x70x100	
0642 171 816 000		22	400	1	3	1	2	1	3	1	3	-	22x70x100	
0642 171 816 102		22	500	2	3	4	2	4	3	3	3	-	22x70x100	
0642 171 816 204		22	630	2	3	4	2	4	2	4	5	-	22x70x100	
0642 171 816 306		27	315	2	2	3	2	2	1	1	2	-	27x70x100	
0642 171 816 408		27	400	2	1	2	2	4	3	2	2	-	27x70x100	
0642 171 816 500		27	500	2	1	2	2	3	4	3	3	-	27x70x100	
0642 171 816 601		27	630	2	3	4	2	2	2	2	3	2	27x70x100	
0642 171 816 703		27	800	2	1	2	2	3	3	3	5	2	27x70x100	
0642 171 816 805		32	315	2	2	3	2	2	1	1	2	-	32x70x100	
0642 171 816 907		32	400	2	1	2	2	4	3	2	2	-	32x70x100	
0642 171 817 001		32	500	2	1	2	2	3	4	3	3	-	32x70x100	
0642 171 817 103		32	630	2	3	4	2	2	2	2	3	2	32x70x100	
0642 171 817 205		32	800	2	1	2	2	3	3	3	5	2	32x70x100	
0642 171 817 307		32	900	2	1	2	2	3	3	3	5	3	32x70x100	
0642 171 817 409		32	1000	2	1	2	2	3	3	3	5	4	32x70x100	
0642 171 817 500		40	400	2	1	2	2	4	2	2	2	-	40x85x120	
0642 171 817 602		40	500	2	1	2	2	3	3	3	3	-	40x85x120	
0642 171 817 704		40	630	2	3	4	2	-	2	2	3	2	40x85x120	
0642 171 817 806		40	800	2	1	2	2	3	2	3	5	2	40x85x120	
0642 171 817 908		40	900	2	1	2	2	3	2	3	5	3	40x85x120	
0642 171 818 002		40	1000	2	1	2	2	3	2	3	5	4	40x85x120	
0642 171 818 104		50	400	2	1	2	2	4	2	2	2	-	50x85x120	
0642 171 818 206		50	500	2	1	2	2	3	3	3	3	-	50x85x120	
0642 171 818 308		50	630	2	3	4	2	2	1	2	3	2	50x85x120	
0642 171 818 400		50	800	2	1	2	2	3	2	3	5	2	50x85x120	
0642 171 818 501		50	900	2	1	2	2	3	2	3	5	3	50x85x120	
0642 171 818 603		50	1000	2	1	2	2	3	2	3	5	4	50x85x120	
0642 171 818 909		60	630	2	3	2	3	2	3	2	2	2	60x110x120	
0642 171 819 003		60	800	4	4	4	3	3	3	3	4	2	60x110x120	
0642 171 819 105		60	900	4	4	4	3	3	3	3	4	3	60x110x120	
0642 171 819 207		60	1000	4	4	4	3	3	3	3	4	4	60x110x120	

Typical order/Sposób zamawiania: 0642 171 811 505 lub 7181-40-22-200

Type 7184

DIN 2080

MILLING MACHINE ARBORS  
TRZPIENIE FREZARSKIE DŁUGIE



Code No / Kod Nr	K 7:24	d	A	Pierścienie * b rings										Bushing Tuleja walcowa dxD1xa
				1	2	3	6	10	20	30	60	100	Liczba szt na 1 trzpień * Nombre of pcs 1 arbor	
0642 171 840 000	30	16	315	2	2	2	2	2	3	3	-	-	16x42x60	
0642 171 840 101		22	315	2	2	2	2	2	3	3	-	-	22x42x60	
0642 171 840 203		22	400	2	1	3	1	3	4	3	1	-	22x42x60	
0642 171 840 305		27	315	2	2	1	3	2	2	3	-	-	27x48x70	
0642 171 840 407		27	400	2	1	2	2	3	3	3	1	-	27x48x70	
0642 171 840 509	40	16	315	2	2	1	3	3	3	2	-	-	16x48x70	
0642 171 840 600		16	400	2	3	2	3	3	4	4	-	-	16x48x70	
0642 171 840 702		22	315	2	2	1	3	1	3	2	-	-	22x56x80	
0642 171 840 804		22	400	2	1	2	2	2	4	2	1	-	22x56x80	
0642 171 840 906		22	500	2	1	2	2	2	3	2	3	-	22x56x80	
0642 171 841 000		27	315	2	2	1	3	3	2	2	-	-	27x56x80	
0642 171 841 102		27	400	2	1	2	2	4	3	2	1	-	27x56x80	
0642 171 841 204		27	500	2	3	2	3	4	3	3	2	-	27x56x80	
0642 171 841 306		27	630	4	4	4	3	2	2	3	3	1	27x56x80	
0642 171 841 408		32	315	2	2	1	3	3	2	2	-	-	32x56x80	
0642 171 841 500		32	400	2	1	2	2	4	3	2	1	-	32x56x80	
0642 171 841 601		32	500	2	3	2	3	4	3	3	2	-	32x56x80	
0642 171 841 703		32	630	4	4	4	3	2	2	3	3	1	32x56x80	
0642 171 841 805		40	315	2	2	1	3	2	2	1	-	-	40x70x100	
0642 171 841 907		40	400	2	1	2	2	2	2	2	1	-	40x70x100	
0642 171 842 001		40	500	2	3	2	3	2	2	3	2	-	40x70x100	
0642 171 842 103		40	630	4	4	4	3	2	3	3	2	1	40x70x100	

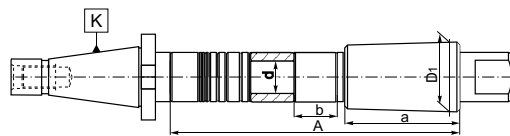
Code No / Kod Nr	K 7:24	d	A	Pierścienie * b rings										Bushing Tuleja walcowa dxD1xa
				1	2	3	6	10	20	30	60	100	Liczba szt na 1 trzpień * Nombre of pcs 1 arbor	
0642 171 844 003	50	22	315	2	2	3	2	2	2	1	-	-	22x70x100	
0642 171 844 105		22	400	2	1	2	2	3	3	3	-	-	22x70x100	
0642 171 844 207		22	500	2	1	2	2	4	3	2	2	-	22x70x100	
0642 171 844 309		22	630	2	1	2	2	4	2	3	4	-	22x70x100	
0642 171 844 400		27	315	2	2	3	2	2	2	1	-	-	27x70x100	
0642 171 844 502		27	400	2	1	2	2	3	3	3	-	-	27x70x100	
0642 171 844 604		27	500	2	1	2	2	4	3	2	2	-	27x70x100	
0642 171 844 706		27	630	4	4	4	3	4	2	3	2	1	27x70x100	
0642 171 844 808		27	800	4	4	4	3	2	2	4	3	2	27x70x100	
0642 171 844 900		32	315	2	2	3	2	2	2	1	-	-	32x70x100	
0642 171 845 004		32	400	2	1	2	2	3	3	3	-	-	32x70x100	
0642 171 845 106		32	500	2	1	2	2	4	3	2	2	-	32x70x100	
0642 171 845 208		32	630	4	4	4	3	4	2	3	2	1	32x70x100	
0642 171 845 300		32	800	4	4	4	3	2	2	4	3	2	32x70x100	
0642 171 845 401		32	900	4	4	4	3	2	2	4	3	3	32x70x100	
0642 171 845 503		32	1000	4	4	4	3	2	2	4	3	4	32x70x100	
0642 171 845 605		40	400	2	1	2	2	2	3	2	-	-	40x85x120	
0642 171 845 707		40	500	2	1	2	2	3	3	1	2	-	40x85x120	
0642 171 845 809		40	630	4	4	4	3	3	2	2	2	1	40x85x120	
0642 171 845 900		40	800	4	4	4	3	1	2	3	3	2	40x85x120	
0642 171 846 005		40	900	4	4	4	3	1	2	3	3	3	40x85x120	
0642 171 846 107		40	1000	4	4	4	3	1	2	3	3	4	40x85x120	
0642 171 846 209		50	400	2	1	2	2	2	3	2	-	-	50x85x120	
0642 171 846 300		50	500	2	1	2	2	3	3	1	2	-	50x85x120	
0642 171 846 402		50	630	4	4	4	3	3	2	2	2	1	50x85x120	
0642 171 846 504		50	800	4	4	4	3	1	2	3	3	2	50x85x120	
0642 171 846 606		50	900	4	4	4	3	1	2	3	3	3	50x85x120	
0642 171 846 708		50	1000	4	4	4	3	1	2	3	3	4	50x85x120	
0642 171 847 006		63	630	4	4	4	3	1	1	2	2	1	63x110x140	
0642 171 847 108		63	800	4	4	4	3	2	1	2	3	2	63x110x140	
0642 171 847 200		63	900	4	4	4	3	2	1	2	3	3	63x110x140	
0642 171 847 301		63	1000	4	4	4	3	2	1	2	3	4	63x110x140	

Typical order/Sposób zamawiania: 0642 171 840 702 lub 7184-40-22-315

## Type 7186

MILLING MACHINE ARBORS

TRZPIENIE FREZARSKIE DŁUGIE



Code No / Kod Nr	K 7:24	d	A	Pierścienie * b rings										Bushing Tuleja stożkowa dxD1xa
				1	2	3	6	10	20	30	60	100	Liczba szt na 1 trzpień * Nombre of pcs 1 arbor	
0642 171 860 006	40	22	200	1	3	3	1	2	1	2	-	-	22x47x80	
0642 171 860 108		22	250	1	3	3	1	1	1	2	1	-	22x47x80	
0642 171 860 200		22	315	1	4	2	2	2	2	3	1	-	22x47x80	
0642 171 860 301		22	400	1	3	3	1	2	2	2	3	-	22x47x80	
0642 171 860 403		22	500	1	3	3	1	3	2	3	4	-	22x47x80	
0642 171 860 505		27	250	1	3	3	1	2	2	1	1	-	27x47x80	
0642 171 860 607		27	315	2	2	3	2	1	1	2	2	-	27x47x80	
0642 171 860 709		27	400	2	1	2	2	2	3	2	1	1	27x47x80	
0642 171 860 800		27	500	2	1	2	2	2	3	2	1	2	27x47x80	
0642 171 860 902		27	630	2	3	4	2	2	3	2	3	2	27x47x80	
0642 171 861 007		32	250	1	3	3	1	2	2	1	1	-	32x47x80	
0642 171 861 109		32	315	2	2	3	2	1	1	2	2	-	32x47x80	
0642 171 861 200		32	400	2	1	2	2	2	3	2	1	1	32x47x80	
0642 171 861 302		32	500	2	1	2	2	2	3	2	1	2	32x47x80	
0642 171 861 404		32	630	2	3	4	2	2	3	2	3	2	32x47x80	
0642 171 863 009	50	22	200	1	3	1	2	1	2	1	-	-	22x70x100	
0642 171 863 100		22	250	1	3	1	2	1	3	2	-	-	22x70x100	
0642 171 863 202		22	315	1	4	2	2	1	3	2	1	-	22x70x100	
0642 171 863 304		22	400	1	3	1	2	1	3	1	3	-	22x70x100	
0642 171 863 406		22	500	2	3	4	2	4	3	3	3	-	22x70x100	
0642 171 863 508		22	630	2	3	4	2	4	2	4	5	-	22x70x100	
0642 171 863 600		27	315	2	2	3	2	2	1	1	2	-	27x70x100	
0642 171 863 701		27	400	2	1	2	2	4	3	2	2	-	27x70x100	
0642 171 863 803		27	500	2	1	2	2	3	4	3	3	-	27x70x100	

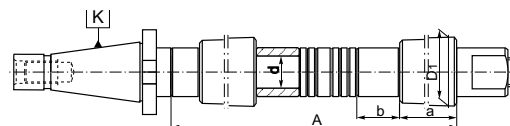
Code No / Kod Nr	K 7:24	d	A	Pierścienie * b rings										Bushing Tuleja stożkowa dxD1xa
				1	2	3	6	10	20	30	60	100	Liczba szt na 1 trzpień * Nombre of pcs 1 arbor	
0642 171 863 905		27	630	2	3	4	2	2	2	2	3	2	27x70x100	
0642 171 864 000		27	800	2	1	2	2	3	3	3	5	2	27x70x100	
0642 171 864 101		32	315	2	2	3	2	2	1	1	2	-	32x70x100	
0642 171 864 203		32	400	2	1	2	2	4	3	2	2	-	32x70x100	
0642 171 864 305		32	500	2	1	2	2	3	4	3	3	-	32x70x100	
0642 171 864 407		32	630	2	3	4	2	2	2	2	3	2	32x70x100	
0642 171 864 509		32	800	2	1	2	2	3	3	3	5	2	32x70x100	
0642 171 864 600		32	900	2	1	2	2	3	3	3	5	3	32x70x100	
0642 171 864 702		32	1000	2	1	2	2	3	3	3	5	4	32x70x100	
0642 171 864 804		40	400	2	1	2	2	4	3	2	2	-	40x70x100	
0642 171 864 906		40	500	2	1	2	2	3	4	3	3	-	40x70x100	
0642 171 865 000		40	630	2	3	4	2	2	2	2	3	2	40x70x100	
0642 171 865 102		40	800	2	1	2	2	3	3	3	5	2	40x70x100	
0642 171 865 204		40	900	2	1	2	2	3	3	3	5	3	40x70x100	
0642 171 865 306		40	1000	2	1	2	2	3	3	3	5	4	40x70x100	
0642 171 865 408		50	400	2	1	2	2	4	3	2	2	-	50x86x100	
0642 171 865 500		50	500	2	1	2	2	3	4	3	3	-	50x86x100	
0642 171 865 601		50	630	2	3	4	2	2	2	2	3	2	50x86x100	
0642 171 865 703		50	800	2	1	2	2	3	3	3	5	2	50x86x100	
0642 171 865 805		50	900	2	1	2	2	2	3	3	5	3	50x86x100	
0642 171 865 907		50	1000	2	1	2	2	2	3	3	5	4	50x86x100	
0642 171 866 205		60	630	2	3	4	2	2	2	2	3	2	63x86x100	
0642 171 866 307		60	800	2	1	2	2	3	3	3	5	2	63x86x100	
0642 171 866 409		60	900	2	1	2	2	3	3	3	5	3	63x86x100	
0642 171 866 500		60	1000	2	1	2	2	3	3	3	5	4	63x86x100	

Typical order/Sposób zamawiania: 0642 171 861 200 lub 7186-40-32-400

## Type 7188

MILLING MACHINE ARBORS

TRZPIENIE FREZARSKIE DŁUGIE

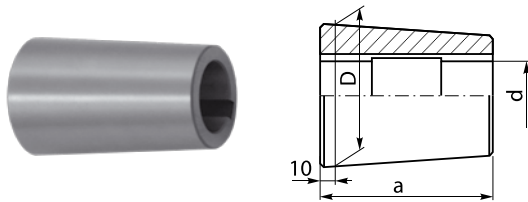


Code No / Kod Nr	K 7:24	d	A	Pierścienie * b rings										Bushing Tuleja stożkowa dxD1xa
				1	2	3	6	10	20	30	60	100	Liczba szt na 1 trzpień * Nombre of pcs 1 arbor	
0642 171 880 002	40	22	315	2	2	1	3	1	3	2	-	-	22x47x80	
0642 171 880 104		22	400	2	1	2	2	2	4	2	1	-	22x47x80	
0642 171 880 206		22	500	2	1	2	2	2	3	2	3	-	22x47x80	
0642 171 880 308		27	315	2	2	1	3	3	2	2	-	-	27x47x80	
0642 171 880 400		27	400	2	1	2	2	4	3	2	1	-	27x47x80	
0642 171 880 501		27	500	2	3	2	3	4	3	3	2	-	27x47x80	
0642 171 880 603		27	630	4	4	4	3	2	2	3	3	1	27x47x80	
0642 171 880 705		32	315	2	2	1	3	3	2	2	-	-	32x47x80	
0642 171 880 807		32	400	2	1	2	2	4	3	3	2	-	32x47x80	
0642 171 880 909		32	500	2	3	2	3	4	3	3	2	-	32x47x80	
0642 171 881 003		32	630	4	4	4	3	2	2	3	3	1	32x47x80	
0642 171 882 208	50	22	315	2	2	3	2	2	2	1	-	-	22x70x100	
0642 171 882 300		22	400	2	1	2	2	3	3	3	-	-	22x70x100	
0642 171 882 401		22	500	2	1	2	2	4	3	2	2	-	22x70x100	
0642 171 882 503		22	630	2	1	2	2	4	2	3	4	-	22x70x100	
0642 171 882 605		27	315	2	2	3	2	2	2	1	-	-	27x70x100	
0642 171 882 707		27	400	2	1	2	2	3	3	3	-	-	27x70x100	
0642 171 882 809		27	500	2	1	2	2	4	3	2	2	-	27x70x100	
0642 171 882 900		27	630	4	4	4	3	4	2	3	2	1	27x70x100	
0642 171 883 005		27	800	4	4	4	3	2	2	4	3	2	27x70x100	
0642 171 883 107		32	315	2	2	3	2	2	2	1	-	-	32x70x100	

Code No / Kod Nr	K 7:24	d	A	Pierścienie * b rings										Bushing Tuleja stożkowa dxD1xa
				1	2	3	6	10	20	30	60	100	Liczba szt na 1 trzpień * Nombre of pcs 1 arbor	
0642 171 883 209		32	400	2	1	2	2	3	3	3	-	-	32x70x100	
0642 171 883 300		32	500	2	1	2	2	4	3	2	2	-	32x70x100	
0642 171 883 402		32	630	4	4	4	3	4	2	3	2	1	32x70x100	
0642 171 883 504		32	800	4	4	4	3	2	2	4	3	2	32x70x100	
0642 171 883 606		32	900	4	4	4	3	2	2	4	3	3	32x70x100	
0642 171 883 708		32	1000	4	4	4	3	2	2	4	3	4	32x70x100	
0642 171 883 800		40	400	2	1	2	2	3	3	3	-	-	40x70x100	
0642 171 883 901		40	500	2	1	2	2	4	3	2	2	-	40x70x100	
0642 171 884 006		40	630	4	4	4	3	4	2	3	2	1	40x70x100	
0642 171 884 108		40	800	4	4	4	3	2	2	4	3	2	40x70x100	
0642 171 884 200		40	900	4	4	4	3	2	2	4	3	3	40x70x100	
0642 171 884 301		40	1000	4	4	4	3	2	2	4	3	4	40x70x100	
0642 171 884 403		50	400	2	1	2	2	3	3	3	-	-	50x86x100	
0642 171 884 505		50	500	2	1	2	2	4	3	2	2	-	50x86x100	
0642 171 884 607		50	630	4	4	4	3	4	2	3	2	1	50x86x100	
0642 171 884 709		50	800	4	4	4	3	2	2	4	3	2	50x86x100	
0642 171 884 800		50	900	4	4	4	3	2	2	4	3	3	50x86x100	
0642 171 884 902		50	1000	4	4	4	3	2	2	4	3	4	50x86x100	
0642 171 885 200		60	630	4	4	4	3	4	2	3	2	1	60x86x100	
0642 171 885 302		60	800	4	4	4	3	2	2	4	3	2	60x86x100	
0642 171 885 404		60	900	4	4	4	3	2	2	4	3	3	60x86x100	
0642 171 885 506		60	1000	4	4	4	3	2	2	4	3	4	60x86x100	

## Type 7272

ARBOR RUNNING BUSHINGS for milling machine arbors  
TULEJE STOŻKOWE do trzpieni frezarskich



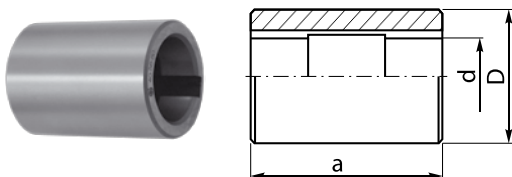
Code No / Kod Nr	d	D	a
0642 172 720 501	16	47	80
0642 172 720 603	22	47	80
0642 172 721 604		70	100
0642 172 720 705	27	47	80
0642 172 721 706		70	100
0642 172 720 807	32	47	80
0642 172 721 808		70	100
0642 172 721 900	40	70	100
0642 172 722 900		86	100
0642 172 722 004	50	70	100
0642 172 723 005		86	100
0642 172 723 107	60	86	100

Typical order/Sposób zamawiania: 0642 172 720 705 lub 7272-27x47x80

## 3

## Type 7275

ARBOR RUNNING BUSHINGS for milling machine arbors  
TULEJE WALCOWE do trzpieni frezarskich



Code No / Kod Nr	d	D	a
0642 172 730 306	16	42	60
0642 172 730 500		48	70
0642 172 730 703		56	80
0642 172 731 205	22	42	60
0642 172 731 409		48	70
0642 172 731 602		56	80
0642 172 731 704		70	100
0642 172 732 206	27	42	60
0642 172 732 400		48	70
0642 172 732 603		56	80
0642 172 732 705		70	100
0642 172 732 909		85	120
0642 172 733 309	32	48	70
0642 172 733 502		56	80
0642 172 733 604		70	100
0642 172 733 808		85	120
0642 172 734 401	40	56	80
0642 172 734 503		70	100
0642 172 734 707		85	120
0642 172 735 300	50	70	100
0642 172 735 504		85	120
0642 172 735 606		110	140
0642 172 736 301	60	110	140
0642 172 736 607	80	110	140
0642 172 737 404	100	140	160

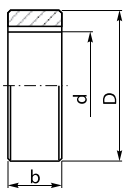

Typical order/Sposób zamawiania: 0642 172 720 705 lub 7272-27x47x80



## Type 7285

ARBOR SOLID SPACERS for milling machine arbors

PIERŚCIENIE do trzpieni frezarskich

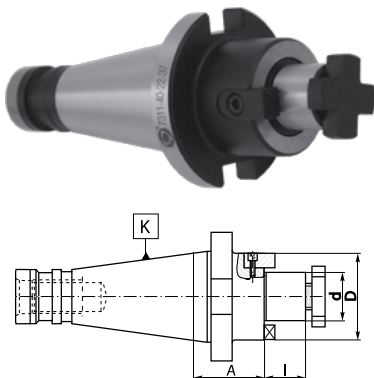


Code No / Kod Nr	d	D	b
0642 172 810 103	16	26	1
0642 172 810 205		27	2
0642 172 810 307		27	3
0642 172 810 409		27	6
0642 172 810 500		27	10
0642 172 810 602		27	20
0642 172 810 704		27	30
0642 172 810 806	22	33	1
0642 172 810 908		34	2
0642 172 811 002		34	3
0642 172 811 104		34	6
0642 172 811 206		34	10
0642 172 811 308		34	20
0642 172 811 400		34	30
0642 172 811 501		34	60
0642 172 811 603	27	40	1
0642 172 811 705		41	2
0642 172 811 807		41	3
0642 172 811 909		41	6
0642 172 812 003		41	10
0642 172 812 105		41	20
0642 172 812 207		41	30
0642 172 812 309		41	60
0642 172 812 400		41	100

Code No / Kod Nr	d	D	b
0642 172 812 502	32	46	1
0642 172 812 604		47	2
0642 172 812 706		47	3
0642 172 812 808		47	6
0642 172 812 900		47	10
0642 172 813 004		47	20
0642 172 813 106		47	30
0642 172 813 208		47	60
0642 172 813 300		47	100
0642 172 813 401	40	54	1
0642 172 813 503		55	2
0642 172 813 605		55	3
0642 172 813 707		55	6
0642 172 813 809		55	10
0642 172 813 900		55	20
0642 172 814 005		55	30
0642 172 814 107		55	60
0642 172 814 209		55	100
0642 172 814 300	50	68	1
0642 172 814 402		69	2
0642 172 814 504		69	3
0642 172 814 606		69	6
0642 172 814 708		69	10
0642 172 814 800		69	20
0642 172 814 901		69	30
0642 172 815 006		69	60
0642 172 815 108		69	100
0642 172 815 200	60	83	1
0642 172 815 301		84	2
0642 172 815 403		84	3
0642 172 815 505		84	6
0642 172 815 607		84	10
0642 172 815 709		84	20
0642 172 815 800		84	30
0642 172 815 902		84	60
0642 172 816 007		84	100

Typical order/Sposób zamawiania: 0642 172 812 105 lub 7285-27x20

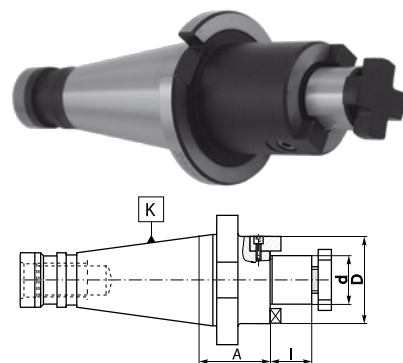
**Type 7311**
**SHELL MILL ADAPTERS** for cutters with driving slot DIN 138

**TRZPIENIE FREZARSKIE ZABIERAKOWE** do frezów z rowkiem zabierakowym DIN 138

**DIN 2080**

Code No / Kod Nr	K 7:24	d	A	I	D		
0642 173 115 103	30	16	35	17	32	U-0620/0	S-2117/0
0642 173 115 129		22	35	19	40	U-0621/0	S-2121/0
0642 173 115 144		27	35	21	48	U-0622/0	S-2111/0
0642 173 115 157		32	35	24	58	U-0623/0	S-2114/0
0642 173 115 307	40	16	37	17	32	U-0620/0	S-2117/0
0642 173 119 107		16	90	17	32	U-0620/0	S-2117/0
0642 173 115 409		22	37	19	40	U-0621/0	S-2121/0
0642 173 119 209		22	90	19	40	U-0621/0	S-2121/0
0642 173 115 500		27	37	21	48	U-0622/0	S-2111/0
0642 173 117 502		27	90	21	48	U-0622/0	S-2111/0
0642 173 115 602		32	37	24	58	U-0623/0	S-2114/0
0642 173 117 604		32	90	24	58	U-0623/0	S-2114/0
0642 173 115 704		40	37	27	70	U-0624/0	S-2124/0
0642 173 117 706		40	90	27	70	U-0624/0	S-2124/0
0642 173 118 401	50	22	40	19	40	U-0621/0	S-2121/0
0642 173 116 400		22	100	19	40	U-0621/0	S-2121/0
0642 173 118 503		27	40	21	48	U-0622/0	S-2111/0
0642 173 116 501		27	100	21	48	U-0622/0	S-2111/0
0642 173 118 605		32	40	24	58	U-0623/0	S-2114/0
0642 173 116 603		32	100	24	58	U-0623/0	S-2114/0
0642 173 118 707		40	40	27	70	U-0624/0	S-2124/0
0642 173 116 705		40	100	27	70	U-0624/0	S-2124/0
0642 173 118 809		50	40	30	90	U-0625/0	U-5974/0
0642 173 116 807		50	100	30	90	U-0625/0	U-5974/0

Typical order/Sposób zamawiania: 0642 173 119 107 lub 7311-40-16-90

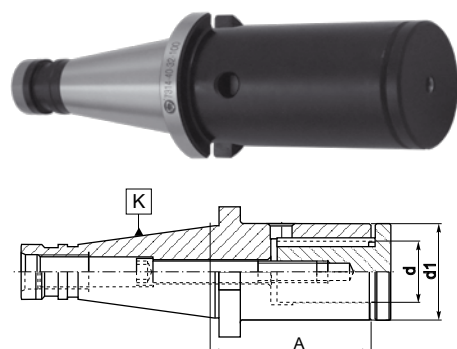
**Type 7311 QC**
**SHELL MILL ADAPTERS** for cutters with driving slot DIN 138

**TRZPIENIE FREZARSKIE ZABIERAKOWE** do frezów z rowkiem zabierakowym DIN 138

**QUICK CHANGE**
**DIN 2080**

Code No / Kod Nr	K 7:24	d	A	I	D		
0642 173 115 220	30	16	45	17	32	U-0620/0	S-2117/0
0642 173 115 233		22	45	19	40	U-0621/0	S-2121/0
0642 173 115 246		27	45	21	48	U-0622/0	S-2111/0
0642 173 115 259		32	45	24	58	U-0623/0	S-2114/0
0642 173 115 806	40	16	50	17	32	U-0620/0	S-2117/0
0642 173 115 819		16	90	17	32	U-0620/0	S-2117/0
0642 173 115 821		22	50	19	40	U-0621/0	S-2121/0
0642 173 115 834		22	90	19	40	U-0621/0	S-2121/0
0642 173 115 847		27	50	21	48	U-0622/0	S-2111/0
0642 173 115 850		27	90	21	48	U-0622/0	S-2111/0
0642 173 115 862		32	50	24	58	U-0623/0	S-2114/0
0642 173 115 875		32	90	24	58	U-0623/0	S-2114/0
0642 173 115 888		40	50	27	70	U-0624/0	S-2124/0
0642 173 115 890		40	90	27	70	U-0624/0	S-2124/0

Typical order/Sposób zamawiania: 0642 173 115 890 lub 7311-40-40-90 QC

**Type 7314**
**MILLING ARBORS** for staggered tooth side milling cutters

**TRZPIENIE FREZARSKIE** do frezów tarczowych

**DIN 2080**

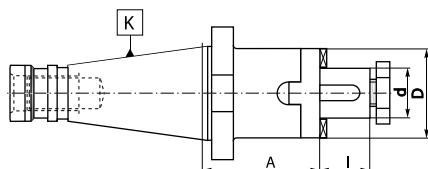
Code No / Kod Nr	K 7:24	d	d1	A	Capacity Zakres			
0642 173 141 104	40	16	29	70	0-10	U-6520/0	U-6510/0	U-6526/0
0642 173 141 603		16	29	100	0-16	U-6520/0	U-6511/0	U-6527/0
0642 173 141 206		22	36	70	0-10	U-6523/0	U-6512/0	U-6528/0
0642 173 141 705		22	36	100	0-20	U-6523/0	U-6513/0	U-6529/0
0642 173 141 308		27	42	70	0-10	U-6523/0	U-6514/0	U-6530/0
0642 173 141 807		27	42	100	0-20	U-6523/0	U-6515/0	U-6531/0
0642 173 141 400		32	50	70	0-10	U-6523/0	U-6516/0	U-6532/0
0642 173 141 909		32	50	100	0-20	U-6523/0	U-6517/0	U-6533/0
0642 173 141 501		40	58	70	0-10	U-6523/0	U-6518/0	U-6534/0
0642 173 142 003		40	58	100	0-20	U-6523/0	U-6519/0	U-6535/0
0642 173 142 105	50	27	42	75	0-10	U-6524/0	U-6514/0	U-6530/0
0642 173 142 400		27	42	105	0-20	U-6524/0	U-6515/0	U-6531/0
0642 173 142 207		32	50	75	0-10	U-6524/0	U-6516/0	U-6532/0
0642 173 142 502		32	50	105	0-20	U-6524/0	U-6517/0	U-6533/0
0642 173 142 309		40	58	75	0-10	U-6524/0	U-6518/0	U-6534/0
0642 173 142 604		40	58	105	0-20	U-6524/0	U-6519/0	U-6535/0

Typical order/Sposób zamawiania: 0642 173 142 003 lub 7314-40-40-100

## Type 7332

COMBINATION SHELL MILL ADAPTERS for cutters with keyway or driving slot DIN 138

TRZPIENIE FREZARSKIE UNIWERSALNE do frezów z rowkiem wpustowym lub rowkiem zabierakowym DIN 138



Code No / Kod Nr	K 7:24	d	A	I	D			
0642 173 320 203	30	16	35	17	32	U-0620/0	U-1364/0	U-1355/0
0642 173 300 207		16	50	17	32	U-0620/0	U-1364/0	U-1355/0
0642 173 350 208		16	73	17	32	U-0620/0	U-1364/0	U-1355/0
0642 173 320 305		22	35	19	40	U-0621/0	U-1365/0	U-1356/0
0642 173 300 309		22	50	19	40	U-0621/0	U-1365/0	U-1356/0
0642 173 350 300		22	73	19	40	U-0621/0	U-1365/0	U-1356/0
0642 173 320 407		27	35	21	48	U-0622/0	U-1366/0	U-1357/0
0642 173 300 400		27	50	21	48	U-0622/0	U-1366/0	U-1357/0
0642 173 350 401		27	73	21	48	U-0622/0	U-1366/0	U-1357/0
0642 173 305 507		32	50	24	58	U-0623/0	U-1367/0	U-1358/0

## DIN 2080

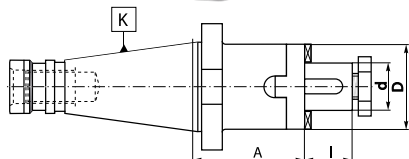
Code No / Kod Nr	K 7:24	d	A	I	D			
0642 173 321 204	40	16	37	17	32	U-0620/0	U-1364/0	U-1355/0
0642 173 301 208		16	52	17	32	U-0620/0	U-1364/0	U-1355/0
0642 173 351 209		16	75	17	32	U-0620/0	U-1364/0	U-1355/0
0642 173 321 306		22	37	19	40	U-0621/0	U-1365/0	U-1356/0
0642 173 301 300		22	52	19	40	U-0621/0	U-1365/0	U-1356/0
0642 173 351 300		22	75	19	40	U-0621/0	U-1365/0	U-1356/0
0642 173 321 408		27	37	21	48	U-0622/0	U-1366/0	U-1357/0
0642 173 301 401		27	52	21	48	U-0622/0	U-1366/0	U-1357/0
0642 173 351 402		27	75	21	48	U-0622/0	U-1366/0	U-1357/0
0642 173 321 500		32	41	24	58	U-0623/0	U-1367/0	U-1358/0
0642 173 301 503		32	52	24	58	U-0623/0	U-1367/0	U-1358/0
0642 173 351 504		32	75	24	58	U-0623/0	U-1367/0	U-1358/0
0642 173 321 601		40	45	27	70	U-0624/0	U-1368/0	U-1359/0
0642 173 301 605		40	52	27	70	U-0624/0	U-1368/0	U-1359/0
0642 173 351 606		40	75	27	70	U-0624/0	U-1368/0	U-1359/0
0642 173 303 200	50	16	55	17	32	U-0620/0	U-1364/0	U-1355/0
0642 173 353 200		16	78	17	32	U-0620/0	U-1364/0	U-1355/0
0642 173 303 301		22	55	19	40	U-0621/0	U-1365/0	U-1356/0
0642 173 353 302		22	78	19	40	U-0621/0	U-1365/0	U-1356/0
0642 173 303 403		27	55	21	48	U-0622/0	U-1366/0	U-1357/0
0642 173 353 404		27	78	21	48	U-0622/0	U-1366/0	U-1357/0
0642 173 303 505		32	55	24	58	U-0623/0	U-1367/0	U-1358/0
0642 173 353 506		32	78	24	58	U-0623/0	U-1367/0	U-1358/0
0642 173 303 607		40	55	27	70	U-0624/0	U-1368/0	U-1359/0
0642 173 353 608		40	78	27	70	U-0624/0	U-1368/0	U-1359/0
0642 173 303 709		50	55	30	90	U-0625/0	U-1369/0	U-1360/0
0642 173 353 700		50	78	30	90	U-0625/0	U-1369/0	U-1360/0

Typical order/Sposób zamawiania: 0642 173 303 709 lub 7332-50-50-55

## Type 7332 QC

COMBINATION SHELL MILL ADAPTERS for cutters with keyway or driving slot DIN 138

TRZPIENIE FREZARSKIE UNIWERSALNE do frezów z rowkiem wpustowym lub rowkiem zabierakowym DIN 138



## DIN 2080

### QUICK CHANGE

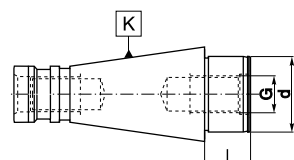

Code No / Kod Nr	K 7:24	d	A	I	D			
0642 173 309 220	30	16	52	17	32	U-0620/0	U-1364/0	U-1355/0
0642 173 309 233		22	52	19	40	U-0621/0	U-1365/0	U-1356/0
0642 173 309 246		27	54	21	48	U-0622/0	U-1366/0	U-1357/0
0642 173 309 259		32	58	24	58	U-0623/0	U-1367/0	U-1358/0
0642 173 309 322	40	16	52	17	32	U-0620/0	U-1364/0	U-1355/0
0642 173 309 335		22	52	19	40	U-0621/0	U-1365/0	U-1356/0
0642 173 309 348		27	54	21	48	U-0622/0	U-1366/0	U-1357/0
0642 173 309 350		32	58	24	58	U-0623/0	U-1367/0	U-1358/0
0642 173 309 363		40	60	27	70	U-0624/0	U-1368/0	U-1359/0

Typical order/Sposób zamawiania: 0642 173 309 350 lub 7332-40-32 QC

## Type 7350

CENTRING PLUG ARBORS

TRZPIEŃ FREZARSKI ŚRODKUJĄCY



## DIN 2080

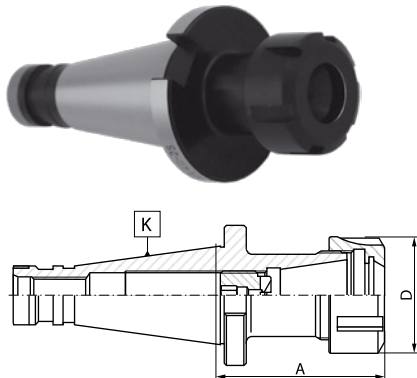
Code No / Kod Nr	K 7:24	d	I	G
0642 173 506 105	40	40	30	M20
0642 173 501 508		40	40	---
0642 173 506 207		50	29	M24
0642 173 507 106	50	40	30	M20
0642 173 507 208		50	30	M24
0642 173 503 601		50	40	---
0642 173 507 300		60	40	M30
0642 173 503 703		60	48	---
0642 173 508 300	60	60	40	---
0642 173 505 705		60	48	---

Typical order/Sposób zamawiania: 0642 173 505 705 lub 7350-60-60-48

## Type 7616

COLLET CHUCKS ER for tool with cylindrical shank

OPRAWKI ZACISKOWE (do tulejek ER DIN 6499) do narzędzi z chwytem walcowym



## DIN 2080

Code No / Kod Nr	K 7:24	Collet Tulejka	A	Capacity Zakres	D		
0642 176 160 417	30	ER16	50	2-10	32	9833-16	M10x11LH
0642 176 160 623		ER32	50	2-20	50	9833-32	M18x1,5x19LH
0642 176 160 302	40	ER25	60	2-16	42	9833-25	M18x1,5x19LH
0642 176 160 700		ER32	60	2-20	50	9833-32	M22x1,5x24LH
0642 176 163 600		ER32	130	2-20	50	9833-32	M22x1,5x24LH
0642 176 161 303		ER40	60	2-26	63	9833-40	M28x1,5x30LH
0642 176 161 802	50	ER32	70	2-20	50	9833-32	M22x1,5x24LH
0642 176 162 905		ER32	130	2-20	50	9833-32	M22x1,5x24LH
0642 176 162 304		ER40	70	2-26	63	9833-40	M28x1,5x30LH
0642 176 162 600		ER40	130	2-26	63	9833-40	M28x1,5x30LH

Typical order/Sposób zamawiania: 0642 176 162 600 lub 7616-50-40-130

Standard accessories:

Nut - page 121  
screw

Wyposażenie podstawowe:

Nakrętka - str. 121  
wkret

Optional accessories:

Collets - page 107  
wrench - page 121

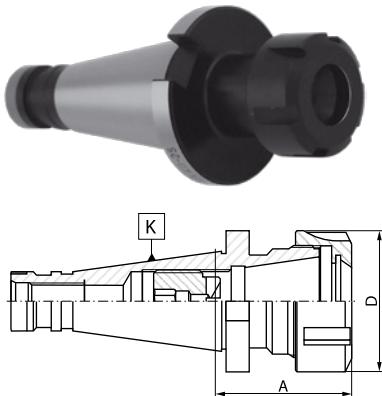
Wyposażenie dodatkowe:

Tulejki zaciskowe - str. 107  
klucz - str. 121

## Type 7616

COLLET CHUCKS ER for tool with cylindrical shank

OPRAWKI ZACISKOWE (do tulejek ER DIN 6499) do narzędzi z chwytem walcowym



## QUICK CHANGE

## DIN 2080

Code No / Kod Nr	K 7:24	Collet Tulejka	A	Capacity Zakres	D		
0642 176 168 618	30	ER16	50	2-10	32	9833-16	M10x11LH
0642 176 168 710		ER32	50	2-20	50	9833-32	M18x1,5x8LH
0642 176 168 776	40	ER16	100	2-10	32	9833-16	M12x1,5x14LH
0642 176 168 913		ER32	60	2-20	50	9833-32	M22x1,5x24LH
0642 176 169 517		ER32	130	2-20	50	9833-32	M22x1,5x24LH
0642 176 169 710		ER40	60	2-26	63	9833-40	M28x1,5x30LH

Typical order/Sposób zamawiania: 0642 176 169 710 lub 7616-40-40-60 QC

Standard accessories:

Nut - page 121  
screw

Wyposażenie podstawowe:

Nakrętka - str. 121  
wkret

Optional accessories:

Collets - page 107  
wrench - page 121

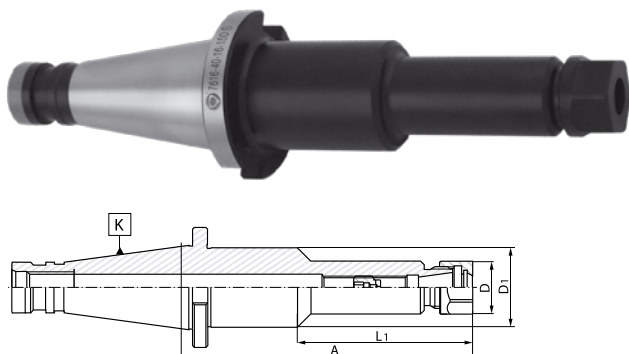
Wyposażenie dodatkowe:

Tulejki zaciskowe - str. 107  
klucz - str. 121

## Type 7616-S

COLLET CHUCKS ER for tool with cylindrical shank

OPRAWKI ZACISKOWE (do tulejek ER DIN 6499) do narzędzi z chwytem walcowym



## DIN 2080

Code No / Kod Nr	K 7:24	Collet Tulejka	A	Capacity Zakres	L1	D	D1		
0642 176 164 128	40	ER16	100	2-10	-	28	-	9833-16D	M12x1,5x14LH
0642 176 164 220		ER16	150	2-10	85	28	40	9833-16D	M12x1,5x14LH
0642 176 164 525	50	ER16	100	2-10	-	28	-	9833-16D	M12x1,5x14LH
0642 176 164 627		ER16	150	2-10	85	28	40	9833-16D	M12x1,5x14LH

Typical order/Sposób zamawiania: 0642 176 164 627 lub 7616S-50-16-150 S

Standard accessories:

Nut - page 121  
screw

Wyposażenie podstawowe:

Nakrętka - str. 121  
wkret

Optional accessories:

Collets - page 107  
wrench - page 121

Wyposażenie dodatkowe:

Tulejki zaciskowe - str. 107  
klucz - str. 121

**Type 7616**

COLLET CHUCKS ER - SET for tool with cylindrical shank  
 OPRAWKI ZACISKOWE ER - KOMPLET do narzędzi z chwytem walcowym


**DIN 2080**

Code No / Kod Nr	K 7:24	Collet Tulejka	A	Capacity Zakres	Full set pieces Ilość tulejek
0642 176 160 404	30	ER16	50	2-10	8
0642 176 160 506		ER32	50	2-20	18
0642 176 160 109	40	ER25	60	2-16	14
0642 176 160 801		ER32	60	2-20	18
0642 176 163 407		ER32	130	2-20	18
0642 176 161 100		ER40	60	2-26	24
0642 176 161 609	50	ER32	70	2-20	18
0642 176 162 701		ER32	130	2-20	18
0642 176 162 100		ER40	70	2-26	24

**Type 7616-PL**

Code No / Kod Nr	K 7:24	Collet Tulejka	A	Capacity Zakres	Full set pieces Ilość tulejek
0642 176 160 519	30	ER32	50	3-20	8
		Tulejki Ø 4,5,6,8,10,12,16,20			
0642 176 160 827	40	ER32	60	3-20	8
		Tulejki Ø 4,5,6,8,10,12,16,20			
0642 176 161 611	50	ER32	70	3-20	8

**Type 7616-S**

Code No / Kod Nr	K 7:24	Collet Tulejka	A	Capacity Zakres	Full set pieces Ilość tulejek
0642 176 164 102	40	ER16	100	2-10	8
0642 176 164 204		ER16	150	2-10	8
0642 176 164 500	50	ER16	100	2-10	8
0642 176 164 601		ER16	150	2-10	8

Typical order/Sposób zamawiania: 0642 176 162 100 lub 7616-50-40-70

## Type 7620 QC

**END MILL ADAPTERS** for cutters with cylindrical shank and weldon flat DIN 1835-B

**OPRAWKI ZACISKOWE** do narzędzi z chwytym walcowym Weldon'a DIN 1835-B

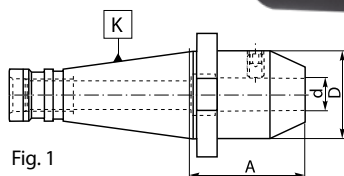


Fig. 1

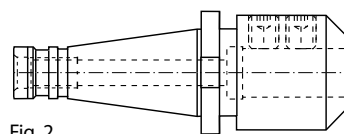


Fig. 2

## Type 7620

**END MILL ADAPTERS** for cutters with cylindrical shank and weldon flat DIN 1835-B

**OPRAWKI ZACISKOWE** do narzędzi z chwytym walcowym Weldon'a DIN 1835-B

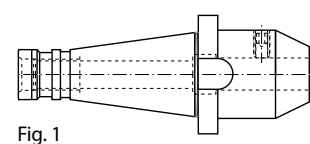


Fig. 1

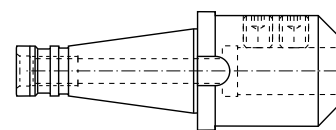


Fig. 2

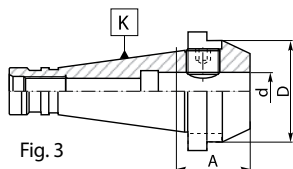


Fig. 3

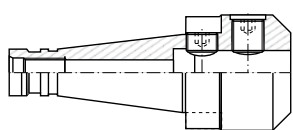




Fig. 4

Code No / Kod Nr	K 7:24	d	A	D	Fig.	
0642 176 210 105	30	6	40	25	1	U-4131/0
0642 176 210 207		8	40	28	1	U-4132/0
0642 176 210 309		10	40	35	1	U-4133/0
0642 176 210 400		12	40	42	1	U-4134/0
0642 176 210 502		16	50	48	1	U-4135/0
0642 176 210 604		20	63	52	1	U-4136/0
0642 176 210 706		25	68	63	2	U-4137/0
0642 176 217 203	40	6	25	25	3	U-4131/0
0642 176 211 106		6	50	25	1	U-4131/0
0642 176 217 305		8	25	28	3	U-4132/0
0642 176 211 208		8	50	28	1	U-4132/0
0642 176 217 101		10	27	35	3	U-4133/0
0642 176 211 300		10	50	35	1	U-4133/0
0642 176 217 407		12	29	42	3	U-4134/0
0642 176 211 401		12	50	42	1	U-4134/0
0642 176 217 410		14	30	44	3	U-4134/0
0642 176 217 422		14	50	44	1	U-4134/0


## QUICK CHANGE

## DIN 2080

Code No / Kod Nr	K 7:24	d	A	D	Fig.	
0642 176 218 204	30	6	50	25	1	U-4131/0
0642 176 218 217		8	50	28	1	U-4132/0
0642 176 218 220		10	50	35	1	U-4133/0
0642 176 218 232		12	50	42	1	U-4134/0
0642 176 218 245		16	63	48	1	U-4135/0
0642 176 218 258		20	63	52	1	U-4136/0
0642 176 218 319	40	6	50	25	1	U-4131/0
0642 176 218 334		8	50	28	1	U-4132/0
0642 176 218 350		10	50	35	1	U-4133/0
0642 176 218 375		12	50	42	1	U-4134/0
0642 176 218 390		14	63	42	1	U-4134/0
0642 176 218 410		16	63	48	1	U-4135/0
0642 176 218 436		20	63	52	1	U-4136/0
0642 176 218 500		25	85	63	2	U-4137/0 U-4137/0
0642 176 218 566		32	90	72	2	U-4138/0 U-4138/0

Typical order/Sposób zamawiania: 0642 176 218 566 lub 7620-40-32-90 QC

## DIN 2080

Code No / Kod Nr	K 7:24	d	A	D	Fig.	
0642 176 217 509		16	31	44	3	U-5887/0
0642 176 211 503		16	63	48	1	U-4135/0
0642 176 207 055		18	63	50	1	U-4135/0
0642 176 207 103		20	35	52	3	U-6756/0
0642 176 211 605		20	63	52	1	U-4136/0
0642 176 207 307		25	60	65	4	U-6756/0 U-4137/0
0642 176 211 707		25	80	63	2	U-4137/0 U-4137/0
0642 176 207 500		32	70	72	2	U-4138/0 U-4138/0
0642 176 211 809		32	80	72	2	U-4138/0 U-4138/0
0642 176 207 602		32	100	72	2	U-4138/0 U-4138/0
0642 176 213 108	50	6	63	25	1	U-4131/0
0642 176 208 807		6	130	25	1	U-4131/0
0642 176 213 200		8	63	28	1	U-4132/0
0642 176 208 790		8	130	28	1	U-4132/0
0642 176 213 301		10	63	35	1	U-4133/0
0642 176 208 810		10	130	35	1	U-4133/0
0642 176 213 403		12	63	42	1	U-4134/0
0642 176 208 822		12	130	42	1	U-4134/0
0642 176 208 002		14	63	44	1	U-4135/0
0642 176 213 505		16	63	48	1	U-4135/0
0642 176 208 835		16	130	48	1	U-4135/0
0642 176 208 848		16	160	48	1	U-4135/0
0642 176 208 850		16	200	48	1	U-4135/0
0642 176 208 015		18	63	50	1	U-4135/0
0642 176 208 104		20	36	52	3	U-4136/0
0642 176 213 607		20	63	52	1	U-4136/0
0642 176 208 863		20	130	52	1	U-4136/0
0642 176 208 308		25	60	65	4	U-4137/0 U-4137/0
0642 176 213 709		25	80	65	2	U-4137/0 U-4137/0
0642 176 208 351		25	130	65	2	U-4137/0 U-4137/0
0642 176 208 876		25	160	65	2	U-4137/0 U-4137/0
0642 176 208 501		32	70	70	4	U-4138/0 U-4138/0
0642 176 213 800		32	81	70	2	U-4138/0 U-4138/0
0642 176 208 603		32	100	70	2	U-4138/0 U-4138/0
0642 176 208 629		32	130	72	2	U-4138/0 U-4138/0
0642 176 208 889		32	160	72	2	U-4138/0 U-4138/0
0642 176 213 902		40	91	90	2	U-4138/0 U-4138/0
0642 176 208 705		40	100	90	2	U-4138/0 U-4138/0
0642 176 214 109		50	110	97	2	U-4139/0 U-4139/0
0642 176 214 200		63	115	97	2	U-4139/0 U-4139/0

Typical order/Sposób zamawiania: 0642 176 214 200 lub 7620-50-63-115

**Type 7627**
**DIN 2080**
**END MILL ADAPTERS TYPE WHISTLE-NOTCH**

for tools with cylindrical shank and inclined flat DIN 1835-E

**OPRAWKI ZACISKOWE TYPU WHISTLE-NOTCH**

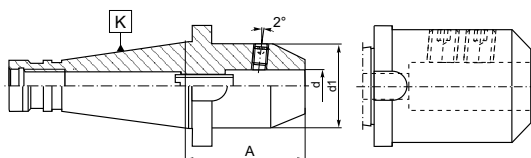
 do narzędzi z uchwytem walcowym ze spłaszczeniem klinowym  
DIN 1835-E


Fig. 1

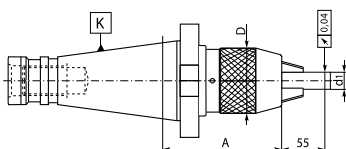
Fig. 2

Code No / Kod Nr	K 7:24	d	d1	A	Fig.		
0642 176 270 104	40	6	25	50	1	U-4131/0	U-1599/0
0642 176 270 206		8	28	50	1	U-4132/0	U-6317/0
0642 176 270 308		10	35	50	1	U-4133/0	U-0293/0
0642 176 270 400		12	42	50	1	U-4134/0	U-0757/0
0642 176 270 501		14	44	50	1	U-4134/0	U-6318/0
0642 176 270 603		16	48	63	1	U-4135/0	U-6318/0
0642 176 270 705		18	50	63	1	U-4136/0	U-6793/0
0642 176 270 807		20	52	63	1	U-4136/0	U-6793/0
0642 176 270 909		25	65	80	2	U-4137/0 U-4137/0	U-6794/0
0642 176 271 003		32	72	80	2	U-4138/0 U-4138/0	U-6794/0
0642 176 271 105	50	6	25	63	1	U-4131/0	U-1599/0
0642 176 271 207		8	28	63	1	U-4132/0	U-6317/0
0642 176 271 309		10	35	63	1	U-4133/0	U-0293/0
0642 176 271 400		12	42	63	1	U-4134/0	U-0757/0
0642 176 271 502		14	44	63	1	U-4135/0	U-6318/0
0642 176 271 604		16	48	63	1	U-4135/0	U-6318/0
0642 176 271 706		18	50	63	1	U-4136/0	U-6793/0
0642 176 271 808		20	52	63	1	U-4136/0	U-6793/0
0642 176 271 900		25	65	80	2	U-4137/0 U-4137/0	U-6794/0
0642 176 272 004		32	72	80	2	U-4138/0 U-4138/0	U-6794/0
0642 176 272 106		40	90	90	2	U-5870/0 U-5870/0	U-6794/0

Typical order/Sposób zamawiania: 0642 176 272 106 or 7627-50-40-90

**Type 7657**
**DIN 2080**
**KEYLESS DRILL CHUCKS with shank**

OPRAWKA z uchwytem wiertarskim bezkluczykowym



Code No / Kod Nr	K 7:24	d1	A	D
0642 176 570 401	40	1-13	88	50
0642 176 570 442		3-16	99	57
0642 176 570 503	50	1-13	85	50
0642 176 570 544		3-16	89	57

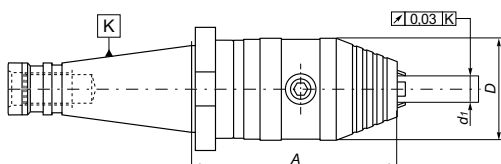
Typical order/Sposób zamawiania: 0642 176 570 544 or 7657-50-16-89

**Standard accessories:**  
wrench

**Wyposażenie podstawowe:**  
klucz

**Type 7662**
**DIN 2080**
**DRILL CHUCKS with exag-key lock system**

OPRAWKA z uchwytem wiertarskim kluczykowym



Code No / Kod Nr	K 7:24	d1	A	D
0642 176 620 204	40	1-13	102	50
0642 176 620 306		3-16	102	50
0642 176 621 205	50	1-13	99	50
0642 176 621 307		3-16	99	50

Typical order/Sposób zamawiania: 0642 176 621 307 or 7662-50-16-99

**Standard accessories:**  
wrench


**Wyposażenie podstawowe:**  
klucz

A large rectangular area with horizontal lines, serving as a template for text entry.





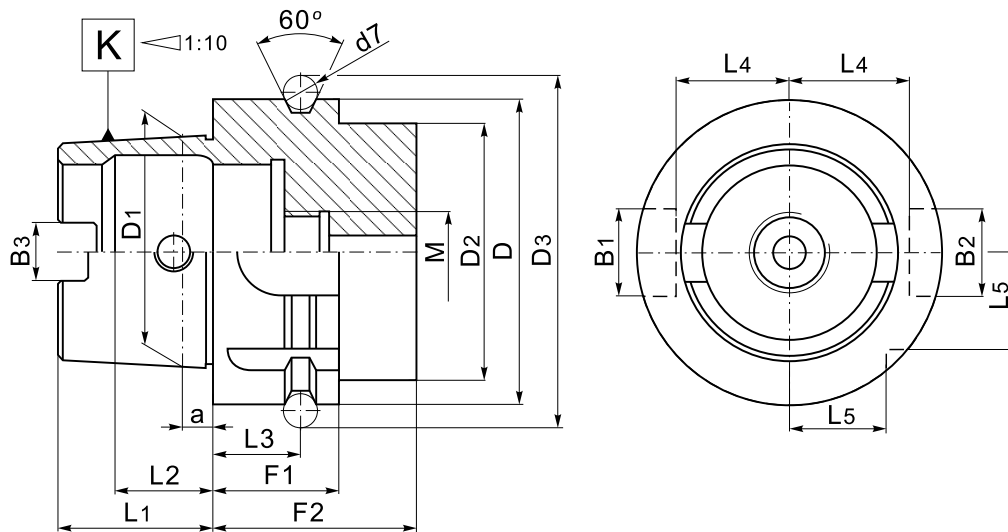
DIN 69893-HSK



**BISON** BIAL

4

**HSK-A SHANKS** for automatic tool exchange

**CHWYT** ze stożkiem HSK-A do wymiany automatycznej


K HSK-A	D	D1	D2max	D3	B1	B2	B3	a	d7
63	63	48	53	72,3	18	16	12,54	6,3	7
100	100	75	85	109,75	22	20	20,02	10	7

K HSK-A	L1	L2	L3	L4	L5	F1	F2	M
63	32	18,13	18	26,5	20	26	42	M18x1
100	50	28,56	20	44	31,5	29	45	M24x1,5

**STANDARD FEATURES OF TOOLING**

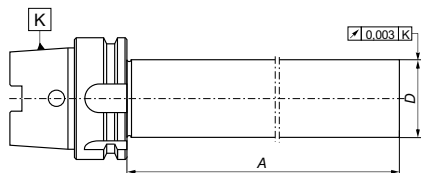
- Manufactured with Chrome Manganese steel.
- Carburized with depth of case 0,7 mm.
- Hardened and precision ground.
- Surface Hardness RC 58±2.
- Taper angle: tolerance AT3.
- Balanced in grade G 6,3/20 000 rpm.  
(A fine balance is made on request.)

**CHARAKTERYSTYKA TECHNICZNA WYROBÓW**

- Materiał: stal stopowa chromowo-manganowa.
- Nawęglane na głębokość 0,7 mm.
- Hartowane i precyzyjnie szlifowane.
- Twardość powierzchni 58±2 HRC.
- Tolerancja kąta kęta AT3.
- Wyważane w klasie G 6,3/20 000 obr/min  
(Inne parametry wyważenia na zamówienie).

**Type 2856**

TEST ARBORS  
TRZPIENIE KONTROLNE

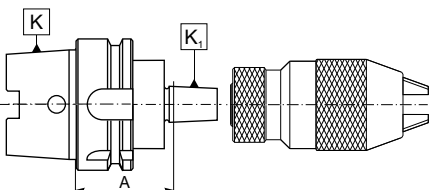

**DIN 69893-A**

Code No / Kod Nr	K	D	A
0642 128 561 002	63	40	300
0642 128 562 003	100	50	300

Typical order/Sposób zamawiania: 0642 128 561 002 lub 2856-63-40-300

**Type 5390**

DRILL CHUCK ADAPTERS for drill chucks taper DIN 238 or Jacobs taper  
TRZPIENIE do uchwytów wiertarskich ze stożkiem DIN 238 lub Jacobsa

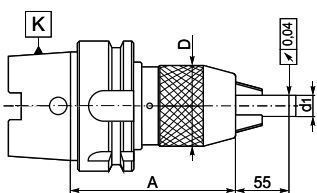

**DIN 69893-A**

Code No / Kod Nr	K HSK-A	K1 DIN/Jacobs	A
0642 153 908 207	63	B12	45
0642 153 908 309		B16	45
0642 153 908 400		B18	45
0642 153 907 206	63	J1	45
0642 153 907 308		J2	45
0642 153 907 400		J3	45
0642 153 907 807		J33	45
0642 153 907 501		J4	45
0642 153 907 603		J5	45

Typical order/Sposób zamawiania: 0642 153 907 705 lub 5390-63-J6-45

**Type 5391**

KEYLESS DRILL CHUCKS with shank  
OPRAWKI z uchwytem wiertarskim bezkluczkowym


**DIN 69893-A**

Code No / Kod Nr	K HSK-A	d1	A	D
0642 153 917 204	63	1-13	150	50
0642 153 917 306		3-16	157	57

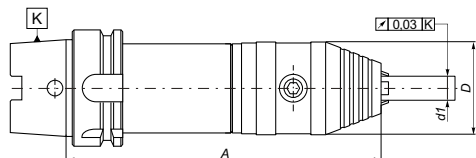
Typical order/Sposób zamawiania: 0642 153 917 204 lub 5391-63-13-150

Standard accessories:  
wrench

Wyposażenie podstawowe:  
klucz

**Type 5392**

DRILL CHUCKS with exag-key lock system  
OPRAWKI z uchwytem wiertarskim kluczkowym


**DIN 69893-A**

Code No / Kod Nr	K HSK-A	d1	A	D
0642 153 920 206	63	1-13	163	50
0642 153 920 206	63	3-16	163	50
0642 153 920 206	100	1-13	170	50
0642 153 920 206	100	3-16	170	50

Typical order/Sposób zamawiania: 0642 153 920 206 lub 5392-63-13-163

Standard accessories:  
wrench

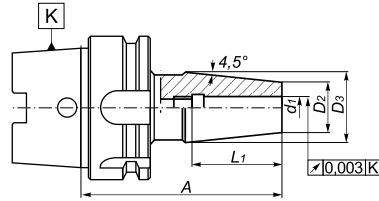
Wyposażenie podstawowe:  
klucz

## Type 7634

DIN 69893-A

### SHRINK FIT HOLDERS

OPRAWKA FREZARSKA z termicznym mocowaniem narzędzi



Code No / Kod Nr	K HSK-A	d1	A	L1	D2	D3
0642 176 340 005	63	3	80	36	10	18
0642 176 341 006		3	120	36	10	18
0642 176 342 007		3	160	36	10	18
0642 176 340 033		4	80	36	10	18
0642 176 341 034		4	120	36	10	18
0642 176 342 035		4	160	36	10	18
0642 176 340 061		5	80	36	16	22
0642 176 341 062		5	120	36	16	22
0642 176 342 063		5	160	36	16	22
0642 176 341 007		6	80	36	21	27
0642 176 341 108		6	120	36	21	27
0642 176 342 109		6	160	36	21	27
0642 176 340 150		8	80	36	21	27
0642 176 341 151		8	120	36	21	27
0642 176 342 152		8	160	36	21	27
0642 176 340 209		10	85	42	24	32
0642 176 341 200		10	120	42	24	32
0642 176 342 200		10	160	42	24	32
0642 176 340 252		12	90	47	24	32
0642 176 341 253		12	120	47	24	32
0642 176 342 254		12	160	47	24	32
0642 176 340 280		14	90	47	27	34
0642 176 341 281		14	120	47	27	34
0642 176 342 282		14	160	47	27	34
0642 176 340 300		16	95	50	27	34
0642 176 341 201		16	120	50	27	34
0642 176 342 302		16	160	50	27	34
0642 176 340 339		18	95	50	33	42
0642 176 341 330		18	120	50	33	42
0642 176 342 330		18	160	50	33	42
0642 176 340 354		20	100	52	33	42
0642 176 341 355		20	120	52	33	42
0642 176 342 356		20	160	52	33	42
0642 176 340 402		25	115	58	44	53
0642 176 341 403		25	120	58	44	53
0642 176 342 404		25	160	58	44	53
0642 176 340 456		32	115	58	44	53

Code No / Kod Nr	K HSK-A	d1	A	L1	D2	D3
0642 176 340 504	100	6	85	36	21	27
0642 176 341 505		6	120	36	21	27
0642 176 342 506		6	160	36	21	27
0642 176 340 558		8	85	36	21	27
0642 176 341 559		8	120	36	21	27
0642 176 342 550		8	160	36	21	27
0642 176 340 606		10	90	42	24	32
0642 176 341 607		10	120	42	24	32
0642 176 342 608		10	160	42	24	32
0642 176 340 650		12	95	47	24	32
0642 176 341 650		12	120	47	24	32
0642 176 342 651		12	160	47	24	32
0642 176 340 708		14	95	47	27	34
0642 176 341 709		14	120	47	27	34
0642 176 342 700		14	160	47	27	34
0642 176 340 751		16	100	50	27	34
0642 176 341 752		16	120	50	27	34
0642 176 342 753		16	160	50	27	34
0642 176 340 800		18	100	50	33	42
0642 176 341 800		18	120	50	33	42
0642 176 342 801		18	160	50	33	42
0642 176 340 853		20	105	52	33	42
0642 176 341 854		20	120	52	33	42
0642 176 342 855		20	160	52	33	42
0642 176 340 901		25	115	58	44	53
0642 176 341 902		25	120	58	44	53
0642 176 340 955		32	120	58	44	53
0642 176 341 956		32	160	58	44	53

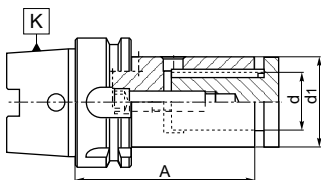
Typical order/Sposób zamawiania: 0642 176 341 956 lub 7634-100-32-160

## Type 7872

DIN 69893-A

### MILLING ARBORS for staggered tooth side milling cutters

TRZPIENIE FREZARSKIE do frezów tarczowych



Code No / Kod Nr	K 7:24	d	d1	A	Capacity/ Zakres			
0642 178 722 158	63	16	29	125	0-16	W-4988/0	U-6511/0	U-6527/0
0642 178 722 250		22	36	125	0-20	W-4989/0	U-6513/0	U-6529/0
0642 178 722 453		27	42	125	0-20	W-4989/0	U-6515/0	U-6531/0
0642 178 722 555		32	50	125	0-20	W-4989/0	U-6517/0	U-6533/0

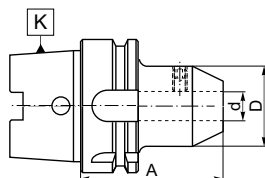
Typical order/Sposób zamawiania: 0642 178 722 555 lub 7872-63-32-125

## Type 7885

## DIN 69893-A

**END MILL ADAPTERS** for cutters with cylindrical shank and weldon flat DIN 1835-B

**OPRAWKI ZACISKOWE** do narzędzi z chwytem walcowym Weldon'a DIN 1835-B



Code No / Kod Nr	K HSK-A	d	A	D	
0642 178 853 005	63	6	65	25	U-4131/0
0642 178 853 059		6	120	25	U-4131/0
0642 178 853 061		6	160	25	U-4131/0
0642 178 853 107		8	65	28	U-4132/0
0642 178 853 150		8	120	28	U-4132/0
0642 178 853 163		8	160	28	U-4132/0
0642 178 853 209		10	65	35	U-4133/0
0642 178 853 252		10	120	35	U-4133/0
0642 178 853 265		10	160	35	U-4133/0
0642 178 853 300		12	80	42	U-4134/0
0642 178 853 354		12	120	42	U-4134/0
0642 178 853 402		14	80	44	U-4134/0
0642 178 853 454		14	120	44	U-4134/0
0642 178 853 504		16	80	48	U-4135/0
0642 178 853 532		16	120	48	U-4135/0
0642 178 853 606		18	80	50	U-4135/0
0642 178 853 708		20	80	52	U-4136/0
0642 178 853 800		25	110	63	U-4137/0 U-4137/0
0642 178 853 901		32	110	72	U-4138/0 U-4138/0
0642 178 855 109	100	6	80	25	U-4131/0
0642 178 855 200		8	80	28	U-4132/0
0642 178 855 302		10	80	35	U-4133/0
0642 178 855 404		12	80	42	U-4134/0
0642 178 855 506		14	80	44	U-4134/0
0642 178 855 608		16	100	48	U-4135/0
0642 178 855 700		18	100	50	U-4135/0
0642 178 855 801		20	100	20	U-4136/0
0642 178 855 903		25	100	63	U-4137/0 U-4137/0
0642 178 856 008		32	100	72	U-4138/0 U-4138/0
0642 178 856 100		40	105	80	U-4138/0 U-4138/0

Typical order/Sposób zamawiania: 0642 178 853 901 or 7885-63-32-110

## Type 7886

## DIN 69893-A

**END MILL ADAPTERS TYPE WHISTLE-NOTCH** for tools with cylindrical shank and inclined flat DIN 1835-E

**OPRAWKI ZACISKOWE TYPU WHISTLE-NOTCH** do narzędzi z chwytem walcowym ze spłaszczeniem klinowym DIN 1835-E

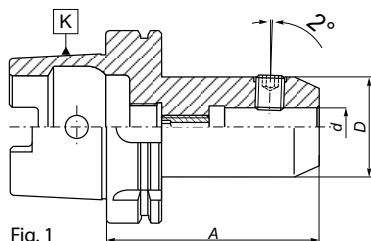


Fig. 1

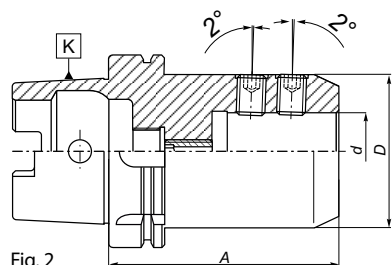


Fig. 2

Code No / Kod Nr	K HSK-A	d	A	D	fig.		
0642 178 865 107	100	6	90	25	1	U-4131/0	U-1599/0
0642 178 865 209		8	90	28	1	U-4132/0	U-6317/0
0642 178 865 300		10	90	35	1	U-4133/0	U-0293/0
0642 178 865 402		12	100	42	1	U-4134/0	U-0757/0
0642 178 865 504		14	100	44	1	U-4135/0	U-6318/0
0642 178 865 606		16	100	48	1	U-4135/0	U-6318/0
0642 178 865 708		18	100	50	1	U-4136/0	U-6318/0
0642 178 865 800		20	100	52	1	U-4136/0	U-6318/0
0642 178 865 901		25	120	65	2	U-4137/0 U-4137/0	U-6318/0
0642 178 866 006		32	120	72	2	U-4138/0 U-4138/0	U-6318/0
0642 178 866 108		40	120	80	2	U-4138/0 U-4137/0	U-6318/0

Typical order/Sposób zamawiania: 0642 178 866 108 or 7886-100-40-120

## Type 7887

**COLLET CHUCKS ER** for tool with cylindrical shank

**OPRAWKI ZACISKOWE (do tulejek ER DIN 6499)** do narzędzi z chwytem walcowym



**Standard accessories:**  
Nut - page 121  
screw

**Optional accessories:**  
Collets - page 107  
wrench - page 121

**Wyposażenie podstawowe:**  
Nakrętka - str. 121  
wkreć

**Wyposażenie dodatkowe:**  
Tulejki zaciskowe - str. 107  
klucz - str. 121

## DIN 69893-A

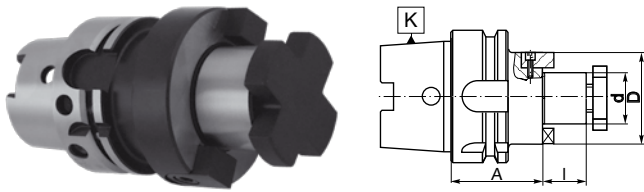
Code No / Kod Nr	K 7:24	Collet	A	Capacity Zakres	D		
0642 178 873 103	63	ER11	63	2-7	16	9833-11S	M8x1x8LH
0642 178 873 116		ER11	100	2-7	16	9833-11S	M8x1x8LH
0642 178 873 220		ER16	90	2-10	32	9833-16 ES	M10x11LH
0642 178 878 110		ER16	100	2-10	32	9833-16 ES	M10x11LH
0642 178 878 212		ER16	120	2-10	32	9833-16 ES	M10x11LH
0642 178 873 261		ER16	160	2-10	32	9833-16 ES	M10x11LH
0642 178 873 307		ER25	80	2-16	42	9833-25 ES	M8x16
0642 178 873 363		ER25	160	2-16	42	9833-25 ES	M8x16
0642 178 873 409		ER32	100	2-20	50	9833-32 ES	M10x20
0642 178 873 440		ER32	160	2-20	50	9833-32 ES	M10x20
0642 178 873 500		ER40	120	2-26	63	9833-40 ES	M12x30
0642 178 875 509	100	ER25	100	2-16	42	9833-25ES	M8x16
0642 178 875 400		ER32	100	2-20	50	9833-32ES	M10x20
0642 178 875 502		ER40	120	2-26	63	9833-40ES	M12x30

Typical order/Sposób zamawiania: 0642 178 873 307 lub 7887-63-25-80

## Type 7888

**SHELL MILL ADAPTERS** for cutter with driving slot DIN 138

**TRZPIENIE FREZARSKIE ZABIERAKOWE** do frezów z rowkiem zabierakowym DIN 138



## DIN 69893-A

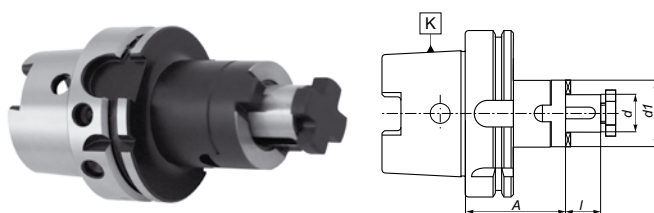
Code No / Kod Nr	K HSK-A	d	A	I	D		
0642 178 883 101	63	16	45	17	32	U-0620/0	S-2117/0
0642 178 883 155		16	80	17	32	U-0620/0	S-2117/0
0642 178 883 285		16	145	17	32	U-0620/0	S-2117/0
0642 178 883 305		22	50	19	40	U-0621/0	S-2121/0
0642 178 883 333		22	80	19	40	U-0621/0	S-2121/0
0642 178 883 387		22	150	19	40	U-0621/0	S-2121/0
0642 178 883 407		27	60	21	48	U-0622/0	S-2111/0
0642 178 883 489		27	155	21	48	U-0622/0	S-2111/0
0642 178 883 509		32	60	24	58	U-0623/0	W-3649/0
0642 178 883 600		40	60	27	70	U-0623/0	W-3651/0
0642 178 884 102	100	22	50	19	40	U-0621/0	S-2121/0
0642 178 884 204		27	50	21	48	U-0622/0	S-2111/0
0642 178 884 306		32	50	24	58	U-0623/0	W-3649/0
0642 178 884 408		40	60	27	70	U-0624/0	S-2124/0
0642 178 884 500		50	70	30	90	U-0625/0	U-5974/0

Typical order/Sposób zamawiania: 0642 178 883 101 lub 7888-63-16-45

## Type 7889

**COMBINATION SHELL MILL ADAPTERS** for cutters with keyway or driving slot DIN 138

**TRZPIENIE FREZARSKIE UNIWERSALNE** do frezów z rowkiem wpustowym lub rowkiem zabierakowym w/g DIN 138



## DIN 69893-A

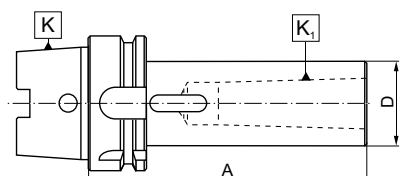
Code No / Kod Nr	K HSK-A	d	A	I	d1			
0642 178 895 101	100	16	60	17	32	U-0620/0	U-1364/0	U-1355/0
0642 178 895 203		22	60	19	40	U-0621/0	U-1365/0	U-1356/0
0642 178 895 305		27	60	21	48	U-0622/0	U-1366/0	U-1357/0
0642 178 895 407		32	60	24	58	U-0623/0	U-1367/0	U-6355/0
0642 178 895 509		40	70	27	70	U-0624/0	U-1368/0	U-1359/0

Typical order/Sposób zamawiania: 0642 178 895 509 lub 7889-100-40-70

## Type 7890

**REDUCING ADAPTERS** for tools with Morse taper and tang  
DIN 228-B shank

**TULEJE REDUKCYJNE** do narzędzi z chwytem Morse'a z pletwą wg DIN 228-B



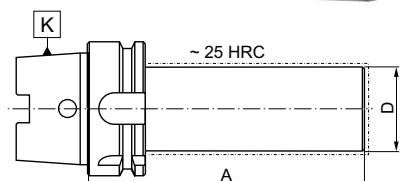
## DIN 69893-A

Code No / Kod Nr	K HSK-A	K1 Morse	A	D
0642 178 903 157	63	1	100	25
0642 178 903 287		2	120	32
0642 178 903 363		3	140	40
0642 178 903 478		4	160	48
0642 178 904 104	100	1	110	25
0642 178 904 206		2	120	32
0642 178 904 308		3	150	40
0642 178 904 400		4	170	48
0642 178 904 501		5	200	63
0642 178 904 603		6	260	82

Typical order/Sposób zamawiania: 0642 178 903 157 lub 7890-63-1-100

## Type 7891

**BLANK ADAPTERS**  
**TRZPIEŃ-PÓLFABRYKAT**



## DIN 69893-A

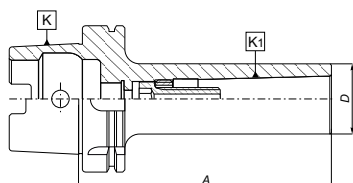
Code No / Kod Nr	K HSK-A	D	A
0642 178 913 101	63	63	150
0642 178 913 511		80	250
0642 178 314 102	100	97	250

Typical order/Sposób zamawiania: 0642 178 913 101 lub 7891-63-63-150

## Type 7892

**REDUCING ADAPTERS** for tools with Morse taper shank  
and drawbar thread DIN 228-A

**TULEJE REDUKCYJNE** do narzędzi z chwytem Morse'a  
z gwintem wg DIN 228-A



## DIN 69893-A

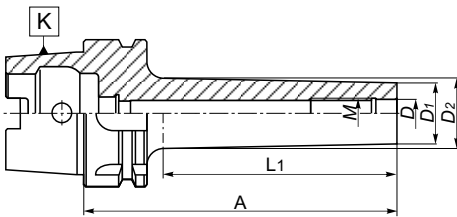
Code No / Kod Nr	K HSK-A	K1	D	A	
0642 178 925 101	100	1	25	110	W-1091/0
0642 178 925 203		2	32	120	W-1092/0
0642 178 925 J05		3	40	150	W-1093/0
0642 178 925 J05		4	48	170	W-1094/0
0642 178 925 509		5	63	200	C-0220/0

Typical order/Sposób zamawiania: 0642 178 925 509 lub 7892-100-5-200

**Type 7895**

**DIN 69893-A**

**ADAPTERS** for screw in type mills  
**OPRAWKA** do frezów wkręcanych



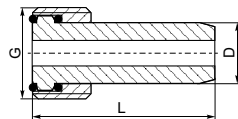
Code No / Kod Nr	K HSK-A	M	A	D	D1	D2	L1
0642 178 953 104	63	M8	59	8,5	13	15	25
0642 178 953 206		M8	84	8,5	13	23	50
0642 178 953 308		M8	109	8,5	13	23	75
0642 178 953 400		M8	134	8,5	13	25	100
0642 178 954 105		M10	59	10,5	18	20	25
0642 178 954 207		M10	84	10,5	18	25	50
0642 178 954 309		M10	109	10,5	18	28	75
0642 178 954 400		M10	134	10,5	18	30	100
0642 178 954 502		M10	159	10,5	18	34	125
0642 178 955 106		M12	59	12,5	21	24	25
0642 178 955 208		M12	84	12,5	21	24	50
0642 178 955 300		M12	109	12,5	21	31	75
0642 178 955 401		M12	134	12,5	21	30	100
0642 178 955 503		M12	159	12,5	21	34	125
0642 178 956 106		M16	59	17	29	34	25
0642 178 956 209		M16	84	17	29	34	50
0642 178 956 300		M16	109	17	29	34	75
0642 178 956 402		M16	134	17	29	39	100
0642 178 956 504		M16	159	17	29	39	125

Typical order/Sposób zamawiania: 0642 178 956 504 lub 7895-63-M16-159

**Type 1313**

**DIN 69893-A**

**COOLANT TUBE**  
**ZŁĄCZE RUROWE**




Code No / Kod Nr	K HSK-A	G	L	D
0642 813 130 104	63	M18x1	36,5	12
0642 813 130 308	100	M24x1,5	43,5	16

Typical order/Sposób zamawiania: 0642 813 130 104 lub 1313-63



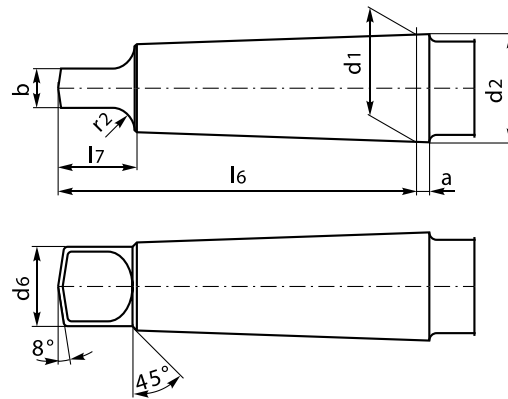
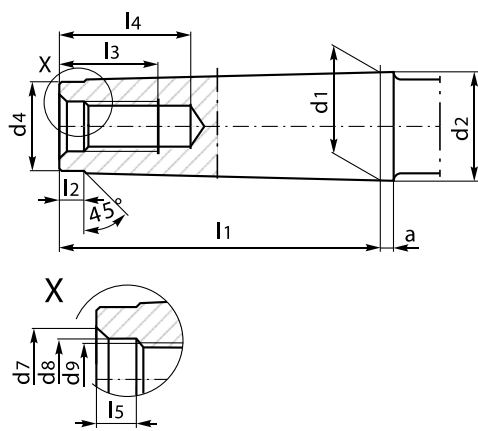


DIN 228



**BISON** BIAL

5

**MORSETAPER  
CHWYT MORSE'A**


K Morse	a	b	d1	d2	d4	d6	d7	d8	d9	l1	l2	l3	l4	l5	l6	l7	r2	a/2
0	3	3.9	9.045	9.2	6	6	—	—	—	50	4	—	—	—	56.5	10.5	4	1°29'27"
1	3.5	5.2	12.065	12.2	9	8.7	8.5	6.4	M6	53.5	5	16	22	4	62	13.5	5	1°25'43"
2	5	6.3	17.780	18	14	13.5	13.2	10.5	M10	64	5	24	31.5	5	75	16	6	1°25'50"
3	5	7.9	23.825	24.1	19	18.5	16	13	M12	81	7	24	33.5	5.5	94	20	7	1°26'16"
4	6.5	11.9	31.267	31.6	25	24.5	21.5	17	M16	102.5	9	32	42.5	8.2	117.5	24	8	1°29'15"
5	6.5	15.9	44.399	44.7	35.7	35.7	26	21	M20	129.5	10	40	52.5	10	149.5	29	10	1°30'26"
6	8	19.0	63.348	63.8	51	51	32	25	M24	182	16	47	61.5	11.5	210	40	13	1°29'36"
7	9,5	28,5	83,058	83,5	66	66,8	—	—	—	250,5	18	—	—	—	286	54	19	1°29'22"

K Metric	a	b	d1	d2	d4	d6	d7	d8	d9	l1	l2	l3	l4	l5	l6	l7	r2	a/2
80	8	26	80	80,4	67	67	38	32	M30	196	24	59	76	14	220	48	24	1°25'56"
100	10	32	100	100,5	85	85	45	38	M36	232	30	70	89	16	260	58	30	1°25'56"

**STANDARD FEATURES OF TOOLING**

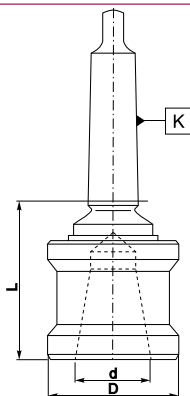
- Manufactured with Chrome Manganese steel.
- Carburized with depth of case 0,7 mm.
- Hardened and precision ground.
- Surface Hardness RC 58±2.

**CHARAKTERYSTYKA TECHNICZNA WYROBÓW**

- Materiał: stal stopowa chromowo-manganowa.
- Nawęglane na głębokość 0,7 mm.
- Hartowane i precyzyjnie szlifowane.
- Twardość powierzchni 58±2 HRC.

## Type 1721

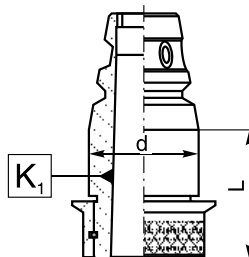
QUICK-CHANGE HOLDERS  
OPRAWKI SZYBKOMOCUJĄCE


**DIN 228**

Code No / Kod Nr	Size Wielk.	K Morse	d	D	L
0642 117 212 304	2-40	2	40,0	65	82,5
0642 117 213 305	3-40	3	40,0	65	81,0
0642 117 214 306	4-40	4	40,0	65	80,0
0642 117 214 408	4-51	4	51,5	83	102,0
0642 117 215 409	5-51	5	51,5	83	98,5

## Type 5216

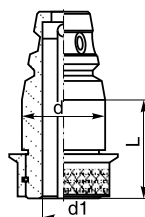
QUICK-CHANGE ADAPTERS  
WITH MORSE TAPER SEAT  
WKŁADY SZYBKOWYMIENNE  
Z GNIAZDEM STOŻKOWYM  
MORSE'A



Code No / Kod Nr	Size Wielk.	d	K1 Morse	L
0642 152 162 104	40-1	40,0	1	29
0642 152 162 206	40-2	40,0	2	29
0642 152 162 308	40-3	40,0	3	47
0642 152 163 105	51-1	51,5	1	34
0642 152 163 207	51-2	51,5	2	34
0642 152 163 309	51-3	51,5	3	34
0642 152 163 400	51-4	51,5	4	57

## Type 5217

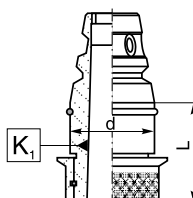
QUICK-CHANGE ADAPTERS FOR  
HOLDERS WITH AXIAL ADJUSTMENT  
WKŁADY SZYBKOWYMIENNE DO  
OPRAWEK Z REGULACJĄ OSIOWĄ



Code No / Kod Nr	Size Wielk.	d	d1	L
0642 152 170 100	40-20	40,0	20	54
0642 152 170 508	51-28	51,5	28	55

## Type 5219

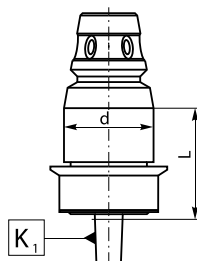
QUICK-CHANGE ADAPTERS  
FOR REAMERS  
WKŁADY SZYBKOWYMIENNE  
DO ROZWIERTAKÓW (WAHLIWE)



Code No / Kod Nr	Size Wielk.	d	K1 Morse	L
0642 152 190 300	40-2	40,0	2	29
0642 152 190 402	40-3	40,0	3	47
0642 152 190 504	51-4	51,5	4	57

## Type 5366

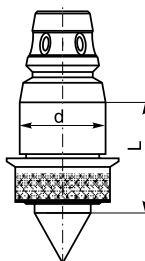
QUICK-CHANGE ADAPTERS FOR  
DRILL CHUCKS  
WKŁADY SZYBKOWYMIENNE DO  
UCHWYTÓW WIERTARSKICH



Code No / Kod Nr	Size Wielk.	d	K1 DIN	L
0642 153 660 105	40-B12	40,0	B12	32,5
0642 153 660 400	40-B16	40,0	B16	34,0
0642 153 660 502	51-B16	51,5	B16	39,0

## Type 5367

QUICK-CHANGE ADAPTERS WITH  
CENTRE  
WKŁADY SZYBKOWYMIENNE  
Z KŁEM

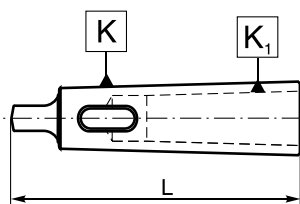


Code No / Kod Nr	Size Wielk.	d	L
0642 153 670 409	40-60	40,0	61
0642 153 670 500	51-60	51,5	66

**Type 1751**

**REDUCING SLEEVES** for tools with Morse taper shank  
**TULEJE REDUKCYJNE** do narzędzi z chwytem Morse'a

- Completely hardened, ground internally and externally
- Cała tuleja hartowana, szlifowany stożek wewnętrzny i zewnętrzny


**Type 1752**
**DIN 228**

- Hardened tang, ground internally and externally
- Hartowana tylko pletwa, szlifowany stożek zewnętrzny i wewnętrzny

Type 1751    Type 1752

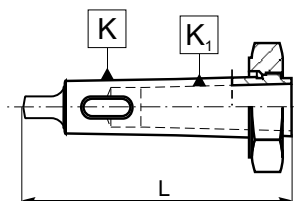
Code No / Kod Nr	Code No / Kod Nr	K Morse	K1 Morse	L
0642 117 501 103	—	1	0	85
0642 117 510 100	0642 117 520 109	2	1	92
0642 117 510 202	0642 117 520 200	3	1	99
0642 117 510 304	0642 117 520 302		2	112
0642 117 510 406	0642 117 520 404	4	1	124
0642 117 510 508	0642 117 520 506		2	124
0642 117 510 600	0642 117 520 608		3	140
0642 117 510 701	0642 117 520 700	5	1	156
0642 117 510 803	0642 117 520 801		2	156
0642 117 510 905	0642 117 520 903		3	156
0642 117 511 000	0642 117 521 008		4	174
0642 117 511 203	0642 117 521 201	6	2	218
0642 117 511 305	0642 117 521 303		3	218
0642 117 511 407	0642 117 521 405		4	218
0642 117 511 509	0642 117 521 507		5	218
0642 117 511 600	—	7	6	296

Typical order/Sposób zamawiania: 0642 117 511 509 or 1751-6-5

**Type 1754**
**DIN 228**

**REDUCING SLEEVES** for tools with Morse taper shank with forcing nut  
**TULEJE REDUKCYJNE** do narzędzi z chwytem Morse'a i z nakrętką ściągającą

- Completely hardened, ground internally and externally
- Cała tuleja hartowana, szlifowany stożek wewnętrzny i zewnętrzny



Code No / Kod Nr	K Morse	K1 Morse	L	
0642 117 540 105	2	1	92,0	S-0776/0
0642 117 540 309	3	1	119,0	S-0778/0
0642 117 540 400		2	119,0	S-0778/0
0642 117 540 604	4	1	146,5	S-0780/0
0642 117 540 706		2	146,5	S-0780/0
0642 117 540 808		3	146,5	S-0780/0
0642 117 541 106	5	2	178,0	S-0782/0
0642 117 541 208		3	178,0	S-0782/0
0642 117 541 300		4	178,0	S-0782/0
0642 117 541 503	6	3	245,0	S-0784/0
0642 117 541 605		4	245,0	S-0784/0
0642 117 541 707		5	245,0	S-0784/0

Typical order/Sposób zamawiania: 0642 117 541 707 lub 1754-6-5

**Type 1761**
**EXTENSION SLEEVES** for tools with Morse taper

**TULEJE REDUKCYJNE DŁUGIE** do narzędzi z chwytem Morse'a

- Completely hardened, ground internally and externally
- Cała tuleja hartowana, szlifowany stożek wewnętrzny i zewnętrzny

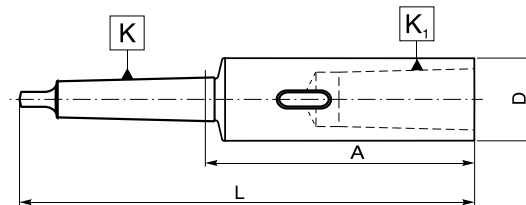


Type 1761    Type 1762

Code No / Kod Nr	Code No / Kod Nr	K Morse	K1 Morse	L	A	D
0642 117 610 108	0642 117 620 106	1	1	145	83,0	20
0642 117 610 200	0642 117 620 208		2	160	98,0	30
0642 117 610 301	0642 117 620 300		3	183	121,0	36
0642 117 610 403	0642 117 620 401	2	1	160	85,0	20
0642 117 610 505	0642 117 620 503		2	175	100,0	30
0642 117 610 607	0642 117 620 605		3	196	121,0	36
0642 117 610 709	0642 117 620 707		4	221	146,0	48
0642 117 610 800	0642 117 620 809	3	1	175	81,0	20
0642 117 610 902	0642 117 620 900		2	194	100,0	30
0642 117 611 007	0642 117 621 005		3	215	121,0	36
0642 117 611 109	0642 117 621 107		4	240	146,0	48
0642 117 611 200	0642 117 621 209		5	275	181,0	63
0642 117 611 302	0642 117 621 300	4	1	200	82,5	20
0642 117 611 404	0642 117 621 402		2	215	97,5	30
0642 117 611 506	0642 117 621 504		3	240	122,5	36
0642 117 611 608	0642 117 621 606		4	265	147,5	48
0642 117 611 700	0642 117 621 708		5	300	182,5	63
0642 117 611 801	0642 117 621 800		6	361	243,5	82

**Type 1762**
**DIN 228**

- Hardened tang, ground internally and externally
- Hartowana tylko pletwa, szlifowany stożek zewnętrzny i wewnętrzny



Code No / Kod Nr	Code No / Kod Nr	K Morse	K1 Morse	L	A	D
0642 117 611 903	0642 117 621 901	5	1	232	82,5	20
0642 117 612 008	0642 117 622 006		2	247	97,5	30
0642 117 612 100	0642 117 622 108		3	268	118,5	36
0642 117 612 201	0642 117 622 200		4	300	150,5	48
0642 117 612 303	0642 117 622 301		5	335	185,5	63
0642 117 612 405	0642 117 622 403		6	396	246,5	82
0642 117 612 507	0642 117 622 505	6	1	294	84,0	20
0642 117 612 609	0642 117 622 607		2	309	99,0	30
0642 117 612 700	0642 117 622 709		3	330	120,0	36
0642 117 612 802	0642 117 622 800		4	355	145,0	48
0642 117 612 904	0642 117 622 902		5	390	180,0	63
0642 117 613 009	0642 117 623 007		6	451	241,0	82

Typical order/Sposób zamawiania: 0642 117 613 009 lub 1761-6-6

**Type 1764**
**ELONGATING SLEEVES** for tools with Morse taper shank

**TULEJE PRZEDŁUŻAJĄCE** do narzędzi z chwytem Morse'a

- Completely hardened, ground internally and externally
- Cała tuleja hartowana, szlifowany stożek wewnętrzny i zewnętrzny

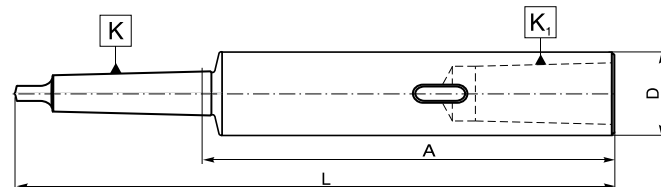


Type 1764    Type 1765

Code No / Kod Nr	Code No / Kod Nr	K Morse	K1 Morse	L	A	D
0642 117 645 107	0642 117 655 105	1	1	200	138,0	20
0642 117 645 209	0642 117 655 207		1	250	188,0	20
0642 117 645 300	0642 117 655 309		1	300	238,0	20
0642 117 645 402	0642 117 655 400		1	350	288,0	20
0642 117 645 504	0642 117 655 502		1	400	338,0	20
0642 117 645 606	0642 117 655 604		1	450	388,0	20
0642 117 645 708	0642 117 655 706		1	500	438,0	20
0642 117 646 108	0642 117 656 106	2	2	200	125,0	25
0642 117 646 200	0642 117 656 208		2	250	175,0	25
0642 117 646 301	0642 117 656 300		2	300	225,0	25
0642 117 646 403	0642 117 656 401		2	350	275,0	25
0642 117 646 505	0642 117 656 503		2	400	325,0	25
0642 117 646 607	0642 117 656 605		2	450	375,0	25
0642 117 646 709	0642 117 656 707		2	500	425,0	25
0642 117 646 800	0642 117 656 809		2	600	525,0	25

**Type 1765**
**DIN 228**

- Hardened tang, ground internally and externally
- Hartowana tylko pletwa, szlifowany stożek zewnętrzny i wewnętrzny



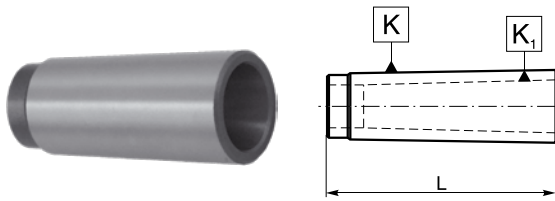
Code No / Kod Nr	Code No / Kod Nr	K Morse	K1 Morse	L	A	D
0642 117 647 109	0642 117 657 107	3	3	250	156,0	32
0642 117 647 200	0642 117 657 209		3	300	206,0	32
0642 117 647 302	0642 117 657 300		3	350	256,0	32
0642 117 647 404	0642 117 657 402		3	400	306,0	32
0642 117 647 506	0642 117 657 504		3	450	356,0	32
0642 117 647 608	0642 117 657 606		3	500	406,0	32
0642 117 647 700	0642 117 657 708		3	600	506,0	32
0642 117 648 100	0642 117 658 108	4	4	300	182,5	40
0642 117 648 201	0642 117 658 200		4	350	232,5	40
0642 117 648 303	0642 117 658 301		4	400	282,5	40
0642 117 648 405	0642 117 658 403		4	450	332,5	40
0642 117 648 507	0642 117 658 505		4	500	382,5	40
0642 117 648 609	0642 117 658 607		4	600	482,5	40

Typical order/Sposób zamawiania: 0642 117 648 609 lub 1764-4-4-600

**Type 1770**
**DIN 228**

**SPINDLE SLEEVES** for tools with Morse taper shank

**TULEJE REDUKCYJNE** do narzędzi z chwytem Morse'a



- Completely hardened, ground internally and externally
- Cała tuleja hartowana, szlifowany stożek wewnętrzny i zewnętrzny

Code No / Kod Nr	K Morse	K1 Morse	L
0642 117 700 209	2	1	50
0642 117 700 300	3	1	55
0642 117 700 402		2	65
0642 117 700 606	4	2	70
0642 117 700 708		3	75
0642 117 701 200	5	2	80
0642 117 701 301		3	90
0642 117 701 403		4	100
0642 117 701 800	6	3	110
0642 117 701 902		4	120
0642 117 702 007		5	130
0642 117 702 109	7	6	210

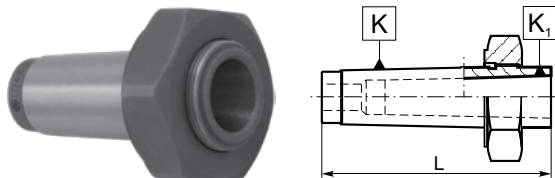
Code No / Kod Nr	K Metric	K1 Morse	L
0642 117 702 506	80	5	135
0642 117 702 608		6	170
0642 117 703 100	100	5	180
0642 117 703 201		6	180

Typical order/Sposób zamawiania: 0642 117 702 007 lub 1770-6-5

**Type 1774**
**DIN 228**

**SPINDLE SLEEVES** for tools with Morse taper shank and drawbar thread with forcing nut

**TULEJE REDUKCYJNE** do narzędzi z chwytem Morse'a z gwintem z nakrętką ściągającą



- Completely hardened, ground internally and externally
- Cała tuleja hartowana, szlifowany stożek wewnętrzny i zewnętrzny

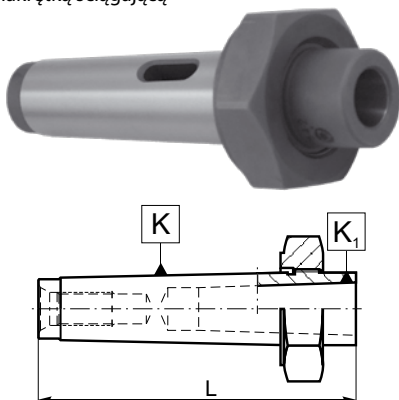
Code No / Kod Nr	K Morse	K1 Morse	L	
0642 117 741 100	3	2	80	S-0778/0
0642 117 741 304	4	2	86	S-0780/0
0642 117 741 406		3	91	S-0780/0
0642 117 741 600	5	2	102	S-0782/0
0642 117 741 701		3	112	S-0782/0
0642 117 741 803		4	122	S-0782/0
0642 117 742 101	6	3	137	S-0784/0
0642 117 742 203		4	147	S-0784/0
0642 117 742 305		5	157	S-0784/0

Typical order/Sposób zamawiania: 0642 117 742 305 lub 1774-6-5

**Type 1775**
**DIN 228**

**SPINDLE SLEEVES** for tools with Morse taper and tang shank with forcing nut

**TULEJE REDUKCYJNE** do narzędzi z chwytem Morse'a z płetwą z nakrętką ściągającą



- Completely hardened, ground internally and externally
- Cała tuleja hartowana, szlifowany stożek wewnętrzny i zewnętrzny

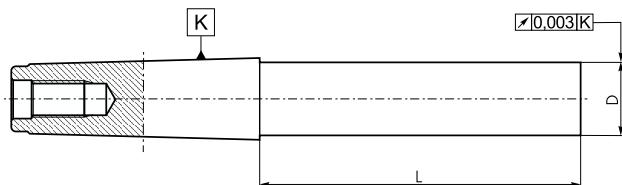
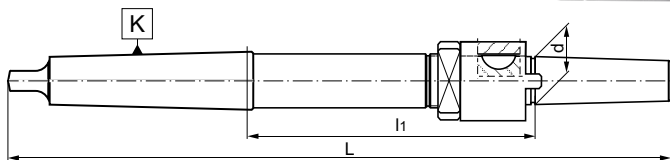
Code No / Kod Nr	K Morse	K1 Morse	L	
0642 117 750 108	2	1	100,0	S-0776/0
0642 117 750 301	3	1	112,0	S-0778/0
0642 117 750 403		2	125,0	S-0778/0
0642 117 750 607	4	1	135,5	S-0780/0
0642 117 750 709		2	147,0	S-0780/0
0642 117 750 800		3	165,0	S-0780/0
0642 117 751 109	5	2	160,0	S-0782/0
0642 117 751 200		3	167,0	S-0782/0
0642 117 751 302		4	171,5	S-0782/0
0642 117 751 608	6	3	217,0	S-0784/0
0642 117 751 700		4	217,0	S-0784/0
0642 117 751 801		5	217,0	S-0784/0

Typical order/Sposób zamawiania: 0642 117 751 801 lub 1775-6-5

**Type 2858**
**DIN 228**
**TEST ARBORS**  
**TRZPIENIE KONTROLNE**

Code No / Kod Nr	K Morse	D	L
0642 128 581 009	4	40	300
0642 128 582 000	5	50	300

Typical order/Sposób zamawiania: 0642 128 581 009 lub 2858-4-40-300


**Type 5310**
**DIN 228**
**DRIVER ARBORS for reamers**  
**TRZPIENIE ZABIERAKOWE do rozwiertaków nasadzanych**


Code No / Kod Nr	K Morse	d	L	l1			
0642 153 102 101	2	10	220	105,8	S-0881/0	S-0880/0	U-0097/0
0642 153 103 204	3	13	250	111,9	S-0884/0	S-0883/0	U-0097/0
0642 153 103 306		16	261	117,9	S-0887/0	S-0886/0	U-0648/0
0642 153 103 408		19	270	121,1	S-0891/0	S-0890/0	U-0098/0
0642 153 103 500		22	278	122,1	S-0894/0	S-0893/0	U-0098/0
0642 153 104 307	4	19	298	125,6	S-0891/0	S-0890/0	U-0098/0
0642 153 104 409		22	312	132,6	S-0894/0	S-0893/0	U-0098/0
0642 153 104 500		27	325	137,6	S-0897/0	S-0896/0	S-0898/0
0642 153 104 602		32	345	148,9	S-0901/0	S-0900/0	U-0649/0
0642 153 105 308	5	27	359	139,6	S-0897/0	S-0896/0	S-0898/0
0642 153 105 400		32	376	147,9	S-0901/0	S-0900/0	U-0649/0
0642 153 105 501		40	396	157,9	S-0905/0	S-0904/0	U-0650/0
0642 153 105 603		50	416	167,9	S-0909/0	S-0908/0	U-0106/0

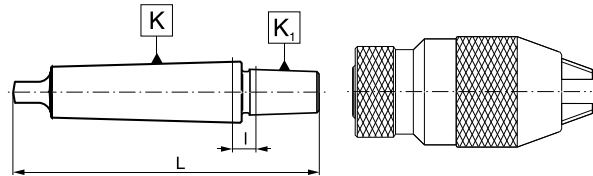
Typical order/Sposób zamawiania: 0642 153 105 603 lub 5310-5-50

**Type 5361**
**DRILL CHUCK MANDRELS** for drill chucks taper DIN 238

**TRZPIENIE** do uchwytów wiertarskich ze stożkiem DIN 238


Code No / Kod Nr	K Morse	K1 DIN	L	I
0642 153 611 105	1	B10	86,0	6,0
0642 153 611 207		B12	89,0	5,0
0642 153 611 309		B16	99,0	8,0
0642 153 611 400		B18	107,0	8,0
0642 153 616 507		B18V	97,0	8,0
0642 153 612 106	2	B10	105,0	12,0
0642 153 612 208		B12	106,0	9,0
0642 153 612 300		B16	112,0	8,0
0642 153 612 401		B18	119,0	7,0
0642 153 616 609		B18V	108,5	6,5
0642 153 612 503		B22	130,0	9,5
0642 153 613 107	3	B10	121,0	9,0
0642 153 613 209		B12	127,0	11,0
0642 153 613 300		B16	134,0	11,0
0642 153 613 402		B18	140,0	9,0
0642 153 617 406		B18V	132,0	11,0
0642 153 613 504		B22	147,0	17,5
0642 153 613 606		B24	157,0	17,5
0642 153 614 200	4	B12	152,5	13,0
0642 153 614 301		B16	158,0	11,5
0642 153 614 403		B18	166,5	12,0
0642 153 617 508		B18V	159,0	14,5
0642 153 614 505		B22	176,0	13,0
0642 153 614 607		B24	186,0	13,0
0642 153 615 200	5	B12	186,5	15,0
0642 153 615 302		B16	193,0	14,5
0642 153 615 404		B18	200,5	14,0
0642 153 617 510		B18V	191,0	14,5
0642 153 615 506		B22	208,5	13,5
0642 153 615 608		B24	221,0	16,0

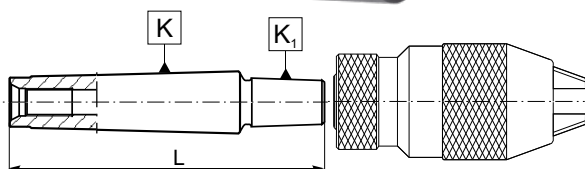
**Type 5362**
**DRILL CHUCK MANDRELS** for Jacobs drill chucks

**TRZPIENIE** do uchwytów wiertarskich ze stożkiem Jacobs'a


Code No / Kod Nr	K Morse	K1 Jacobs	L	I
0642 153 616 008	1	J0	80,5	7,4
0642 153 616 100		J1	83,8	5,1
0642 153 616 201		J2	90,5	6,3
0642 153 616 405		J3	100,5	7,5
0642 153 616 303		J33	95,0	7,6
0642 153 616 700		J6	95,0	7,6
0642 153 616 904	2	J0	95,5	9,5
0642 153 617 009		J1	102,5	9,8
0642 153 617 100		J2	106,0	8,8
0642 153 617 304		J3	112,5	6,5
0642 153 617 202		J33	107,0	6,6
0642 153 619 805		J4	128,5	11,4
0642 153 617 600		J6	107,0	6,6
0642 153 617 905	3	J1	120,5	9,8
0642 153 618 000		J2	127,0	10,8
0642 153 618 305		J3	131,5	6,5
0642 153 618 203		J33	126,0	6,6
0642 153 618 101		J4	146,0	10,0
0642 153 618 407		J5	153,0	11,4
0642 153 618 509		J6	129,0	9,6
0642 153 619 703	4	J2	151,5	11,8
0642 153 618 702		J3	160,5	12,0
0642 153 618 600		J33	155,0	12,0
0642 153 618 804		J4	170,0	10,4
0642 153 619 000		J5	175,5	10,4
0642 153 618 906		J6	155,0	12,0
0642 153 619 306	5	J3	193,5	12,5
0642 153 619 204		J33	189,5	14,6
0642 153 619 408		J4	203,5	11,4
0642 153 619 500		J5	209,5	12,4
0642 153 619 601		J6	187,0	12,1

Typical order/Sposób zamawiania: 0642 153 615 608 lub 5361-5-B24

**Type 5363**
**DRILL CHUCK MANDRELS** for drill chucks taper DIN 238

**TRZPIENIE** do uchwytów wiertarskich ze stożkiem DIN 238


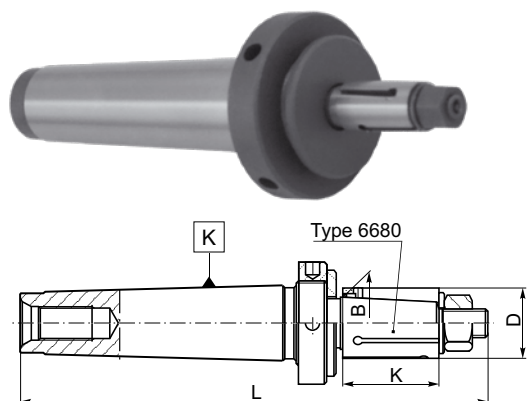
Code No / Kod Nr	K Morse	K1 DIN	L
0642 153 631 101	2	B12	95
0642 153 631 305		B16	101
0642 153 632 306	3	B16	121
0642 153 633 307	4	B16	143


Typical order/Sposób zamawiania: 0642 153 633 307 lub 5363-4-B16



**Type 6610**
**DIN 228**

LATHE MANDRELS with collets  
TRZPIENIE TOKARSKIE z tulejkami rozprężnymi

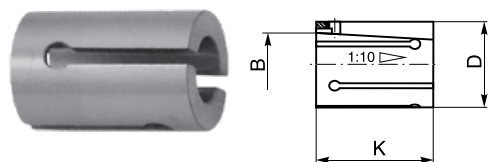


Code No / Kod Nr	K Morse	D	L	B	K	
0642 566 100 102	3	12-14	141	9,7	22	12; 13; 14
0642 566 100 204		15-18	150	11,7	27	15; 16; 17; 18
0642 566 100 306		19-22	160	14,7	32	19; 20; 21; 22
0642 566 100 601	4	23-27	190	17,7	37	23; 24; 25; 26; 27
0642 566 100 703		28-32	200	21,7	42	28; 30; 32
0642 566 100 805		33-38	210	25,6	48	33; 34; 35; 36; 38
0642 566 101 103	5	40-45	255	31,6	54	40; 42; 44; 45
0642 566 101 205		46-52	265	37,6	60	46; 48; 50; 52
0642 566 101 307		55-60	285	44,5	70	55; 58; 60
0642 566 101 409		63-70	310	51,5	80	63; 65; 68; 70

Typical order/Sposób zamawiania: 0642 566 101 409 lub 6610-5-63-70

**Type 6680**
**DIN 228**

SPRING COLLETS  
TULEJKI ROZPRĘŻNE



Code No / Kod Nr	D	B	K
0642 566 800 205	12	9,7	22
0642 566 800 307	13	9,7	22
0642 566 800 409	14	9,7	22
0642 566 800 500	15	11,7	27
0642 566 800 602	16	11,7	27
0642 566 800 704	17	11,7	27
0642 566 800 806	18	11,7	27
0642 566 800 908	19	14,7	32
0642 566 801 002	20	14,7	32
0642 566 801 104	21	14,7	32
0642 566 801 206	22	14,7	32
0642 566 801 308	23	17,7	37
0642 566 801 400	24	17,7	37
0642 566 801 501	25	17,7	37
0642 566 801 603	26	17,7	37
0642 566 801 705	27	17,7	37
0642 566 801 807	28	21,7	42
0642 566 802 003	30	21,7	42
0642 566 802 207	32	21,7	42
0642 566 802 309	33	25,6	48

Code No / Kod Nr	D	B	K
0642 566 802 400	34	25,6	48
0642 566 802 502	35	25,6	48
0642 566 802 604	36	25,6	48
0642 566 802 808	38	25,6	48
0642 566 803 004	40	31,6	54
0642 566 803 208	42	31,6	54
0642 566 803 401	44	31,6	54
0642 566 803 503	45	31,6	54
0642 566 803 605	46	37,6	60
0642 566 803 809	48	37,6	60
0642 566 804 005	50	37,6	60
0642 566 804 209	52	37,6	60
0642 566 804 504	55	44,5	70
0642 566 804 800	58	44,5	70
0642 566 805 006	60	44,5	70
0642 566 805 200	63	51,5	80
0642 566 805 505	65	51,5	80
0642 566 805 800	68	51,5	80
0642 566 806 007	70	51,5	80

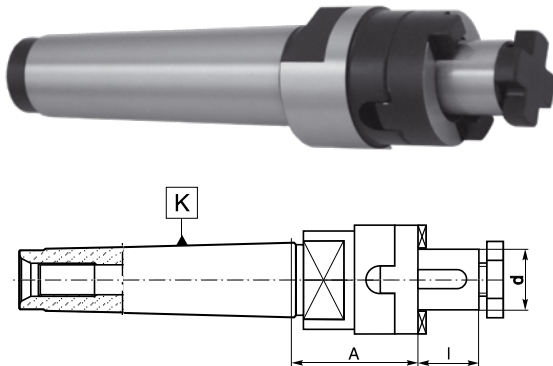
Typical order/Sposób zamawiania: 0642 566 800 205 lub 6680-12

**Type 7430**

**DIN 228**

COMBINATION SHELL MILL ADAPTERS for cutters with keyway or driving slot DIN 138

TRZPIENIE FREZARSKIE UNIWERSALNE do frezów z rowkiem wpustowym lub rowkiem zabierakowym DIN 138



Code No / Kod Nr	K Morse	d	A	I			
0642 174 322 201	2	16	46	17	U-0620/0	U-1364/0	U-1355/0
0642 174 302 205		16	61	17	U-0620/0	U-1364/0	U-1355/0
0642 174 322 303		22	46	19	U-0621/0	U-1365/0	U-1356/0
0642 174 302 307		22	61	19	U-0621/0	U-1365/0	U-1356/0
0642 174 323 202	3	16	48	17	U-0620/0	U-1364/0	U-1355/0
0642 174 303 206		16	63	17	U-0620/0	U-1364/0	U-1355/0
0642 174 323 304		22	48	19	U-0621/0	U-1365/0	U-1356/0
0642 174 303 308		22	63	19	U-0621/0	U-1365/0	U-1356/0
0642 174 323 406		27	48	21	U-0622/0	U-1366/0	U-1357/0
0642 174 303 400		27	63	21	U-0622/0	U-1366/0	U-1357/0
0642 174 303 501		32	63	24	U-0623/0	U-1367/0	U-1358/0
0642 174 324 203	4	16	55	17	U-0620/0	U-1364/0	U-1355/0
0642 174 304 207		16	70	17	U-0620/0	U-1364/0	U-1355/0
0642 174 324 305		22	55	19	U-0621/0	U-1365/0	U-1356/0
0642 174 304 309		22	70	19	U-0621/0	U-1365/0	U-1356/0
0642 174 324 407		27	55	21	U-0622/0	U-1366/0	U-1357/0
0642 174 304 400		27	70	21	U-0622/0	U-1366/0	U-1357/0
0642 174 324 509		32	55	24	U-0623/0	U-1367/0	U-1358/0
0642 174 304 502		32	70	24	U-0623/0	U-1367/0	U-1358/0
0642 174 304 604		40	70	27	U-0624/0	U-1368/0	U-1359/0
0642 174 305 208	5	16	75	17	U-0620/0	U-1364/0	U-1355/0
0642 174 305 300		22	75	19	U-0621/0	U-1365/0	U-1356/0
0642 174 305 401		27	75	21	U-0622/0	U-1366/0	U-1357/0
0642 174 305 503		32	75	24	U-0623/0	U-1367/0	U-1358/0
0642 174 305 605		40	75	27	U-0624/0	U-1368/0	U-1359/0
0642 174 305 707		50	75	30	U-0625/0	U-1369/0	U-1360/0

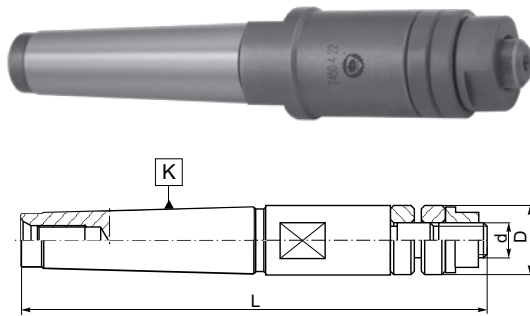
Typical order/Sposób zamawiania: 0642 174 305 707 lub 7430-5-50-75

**Type 7450**

**DIN 228**

MILLING ARBORS for disk milling cutters

TRZPIENIE FREZARSKIE do frezów piłkowych



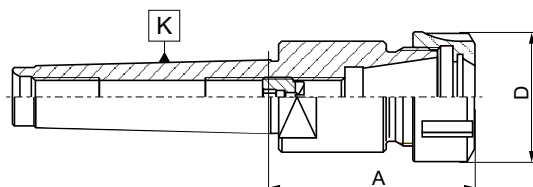
Code No / Kod Nr	K Morse	d	D	L
0642 174 502 108	2	5	10	105.0
0642 174 502 200		8	15	125.0
0642 174 502 301		10	20	135.0
0642 174 503 404	3	13	25	165.0
0642 174 503 506		16	32	180.0
0642 174 504 609	4	22	40	215.5
0642 174 504 700		27	50	220.5
0642 174 504 802		32	63	225.5
0642 174 504 904		40	80	235.5
0642 174 505 905	5	50	100	282.0

Typical order/Sposób zamawiania: 0642 174 502 108 lub 7450-2-5

**Type 7711**
**DIN 228**

**COLLET CHUCKS ER** for tool with cylindrical shank

**OPRAWKI ZACISKOWE (do tulejek ER DIN 6499)** do narzędzi z chwytem walcowym



Code No / Kod Nr	K Morse	Collet Tulejka	A	Capacity Zakres	D		
0642 177 112 017	2	ER16	43,5	2-10	32	9833-16	M10x11LH
0642 177 112 119		ER20	47,5	2-13	35	9833-20	M10x11LH
0642 177 112 124		ER25	57,0	2-16	42	9833-25	M10x11LH
0642 177 112 150		ER32	62,0	2-20	50	9833-32	M10x11LH
0642 177 112 190	3	ER16	50,5	2-10	32	9833-16	M12x1,5x14LH
0642 177 112 210		ER20	45,5	2-13	35	9833-20	M12x1,5x14LH
0642 177 112 292		ER25	68,0	2-16	42	9833-25	M12x1,5x14LH
0642 177 112 325		ER32	73,5	2-20	50	9833-32	M12x1,5x14LH
0642 177 112 366		ER40	85,0	3-26	63	9833-40	M22x1,5x24LH
0642 177 112 414	4	ER25	54,5	2-16	42	9833-25	M18x1,5x19LH
0642 177 112 516		ER32	84,0	2-20	50	9833-32	M18x1,5x19LH
0642 177 112 529		ER40	80,0	3-26	63	9833-40	M22x1,5x24LH
0642 177 112 618	5	ER32	65,5	2-20	50	9833-32	M22x1,5x24LH
0642 177 112 707		ER40	67,5	3-26	63	9833-40	M22x1,5x24LH

Typical order/Sposób zamawiania: 0642 177 112 516 lub 7711-4-32-84

**Standard accessories:**

Nut - page 121  
screw

**Wyposażenie podstawowe:**

Nakrętka - str. 121  
wkreć

**Optional accessories:**

Collets - page 107  
wrench - page 121

**Wyposażenie dodatkowe:**

Tulejki zaciskowe - str. 107  
klucz - str. 121

**Type 7711**
**DIN 228**

**COLLET CHUCKS ER - SET** for tool with cylindrical shank

**OPRAWKI ZACISKOWE ER - KOMPLET** do narzędzi z chwytem walcowym



Code No / Kod Nr	K Morse	Collet Tulejka	A	Capacity Zakres	Full set pieces Ilość tulejek
0642 177 112 004	2	ER16	43,5	2-10	8
0642 177 112 106		ER20	47,5	2-13	11
0642 177 112 147		ER32	65,5	2-20	18
0642 177 112 188	3	ER16	43,5	2-10	8
0642 177 112 208		ER20	45,5	2-13	11
0642 177 112 300		ER25	68	2-16	14
0642 177 112 312		ER32	73,5	2-20	18
0642 177 112 401	4	ER25	54,5	2-16	14
0642 177 112 503		ER32	84	2-20	18
0642 177 112 605	5	ER32	65,5	2-20	18
0642 177 112 707		ER40	67,5	2-26	24

**Type 7711-PL**

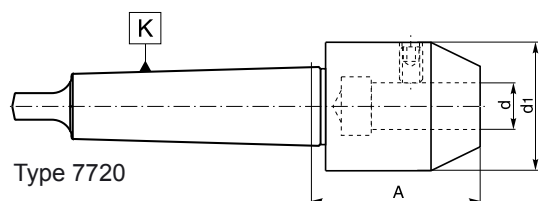
Code No / Kod Nr	K Morse	Collet Tulejka	A	Capacity Zakres	Full set pieces Ilość tulejek
0642 177 113 209	3	ER32	73,5	3-20	8
			Tulejki Ø 4,5,6,8,10,12,16,20		
0642 177 113 402	4	ER32	84	3-20	8
			Tulejki Ø 4,5,6,8,10,12,16,20		
0642 177 113 606	5	ER32	65,5	3-20	8
			Tulejki Ø 4,5,6,8,10,12,16,20		

## Type 7720

**END MILL ADAPTORS** for cutters with cylindrical shank and weldon flat DIN 1835-B

**OPRAWKI ZACISKOWE** do narzędzi z chwytem walcowym DIN 1835-B

## Type 7721



Type 7720



Type 7721

## DIN 228

Type 7720    Type 7721

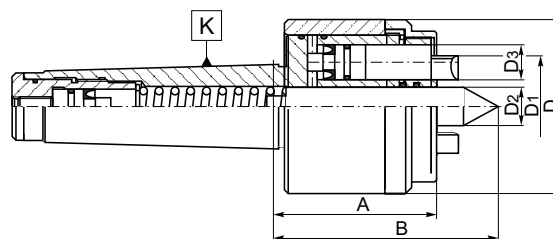
Code No / Kod Nr	Code No / Kod Nr	K Morse	d	d1	A	
0642 177 222 305	0642 177 232 303	2	6	25	50,0	U-4131/0
0642 177 222 407	0642 177 232 405		8	28	50,0	U-4132/0
0642 177 222 509	0642 177 232 507		10	35	55,0	U-4133/0
0642 177 222 600	0642 177 232 609		12	42	68,0	U-4134/0
0642 177 222 702	0642 177 232 700		16	48	70,0	U-4135/0
0642 177 223 306	0642 177 233 304	3	6	25	50,0	U-4131/0
0642 177 223 408	0642 177 233 406		8	28	50,0	U-4132/0
0642 177 223 500	0642 177 233 508		10	35	50,0	U-4133/0
0642 177 223 601	0642 177 233 600		12	42	55,0	U-4134/0
0642 177 223 703	0642 177 233 701		16	48	76,0	U-4135/0
0642 177 223 805	0642 177 233 803		20	52	76,0	U-4136/0
0642 177 224 307	0642 177 234 305	4	6	25	51,5	U-4131/0
0642 177 224 409	0642 177 234 407		8	28	51,5	U-4132/0
0642 177 224 500	0642 177 234 509		10	35	56,5	U-4133/0
0642 177 224 602	0642 177 234 600		12	42	62,5	U-4134/0
0642 177 224 704	0642 177 234 702		16	48	62,5	U-4135/0
0642 177 224 806	0642 177 234 804		20	52	77,5	U-4136/0
0642 177 225 308	0642 177 235 306	5	6	25	51,5	U-4131/0
0642 177 225 400	0642 177 235 408		8	28	51,5	U-4132/0
0642 177 225 501	0642 177 235 500		10	35	62,5	U-4133/0
0642 177 225 603	0642 177 235 601		12	42	69,5	U-4134/0
0642 177 225 705	0642 177 235 703		16	48	69,5	U-4135/0
0642 177 225 807	0642 177 235 805		20	52	69,5	U-4136/0

Typical order/Sposób zamawiania: 0642 177 222 305 lub 7720-2-6

## Type 8410

**HYDRAULIC FACE DRIVERS**

**ZABIERAKI CZOŁOWE HYDRAULICZNE**



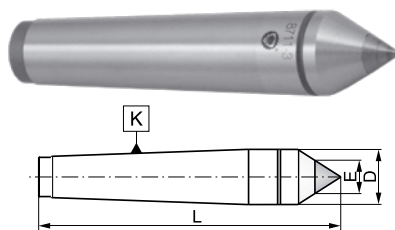
## DIN 228

Code No / Kod Nr	D1	K Morse	D	D2	D3	A	B	Concentr. error max Bicie max.	Workpiece weight kg Max.masa przed.obr	R- Right 	L-Left 
0642 584 101 305	27	4	68	12	12	64	80	0,02	55	S-2084/0	S-2084/1
0642 584 101 407		5	68	12	12	64	80	0,02	55	S-2084/0	S-2084/1
0642 584 104 308	40	4	81	14	12	67	84	0,02	65	S-2031/0	S-2031/1
0642 584 104 400		5	81	14	12	67	84	0,02	65	S-2031/0	S-2031/1
0642 584 105 309	50	5	90	20	18	86	113	0,03	100	S-2041/0	S-2041/1
0642 584 106 401	63	5	100	20	18	86	113	0,03	100	S-2242/0	S-2243/0

Typical order/Sposób zamawiania: 0642 584 101 305 lub 8410-27-4-L

## Type 8711

**60° DEAD CENTRES** external - carbide tipped  
**KŁY STAŁE 60°** zewnętrzne z końcówką z węglików spiekanych

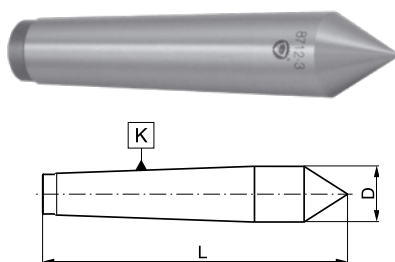


## DIN 228

Code No / Kod Nr	K Morse	L	D	E
0642 587 110 200	0	70	9,2	5
0642 587 110 200	1	80	12,2	7
0642 587 112 201	2	100	18,0	7
0642 587 113 202	3	125	24,1	11
0642 587 114 203	4	160	31,6	14
0642 587 115 204	5	200	44,7	18
0642 587 116 205	6	270	63,8	18

## Type 8712

**60° DEAD CENTRES** external  
**KŁY STAŁE 60°** zewnętrzne

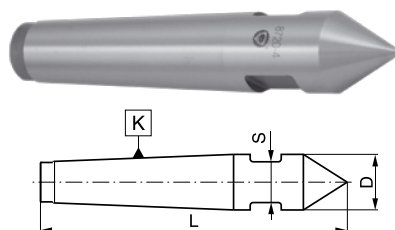


## DIN 228

Code No / Kod Nr	K Morse	L	D
0642 587 120 300	0	70	9,2
0642 587 121 300	1	80	12,2
0642 587 122 301	2	100	18,0
0642 587 123 302	3	125	24,1
0642 587 124 303	4	160	31,6
0642 587 125 304	5	200	44,7
0642 587 126 305	6	270	63,8
0642 587 127 306	7	360	83,5

## Type 8720

**60° DEAD CENTRES** external with spanner flats  
**KŁY STAŁE 60°** zewnętrzne z płaską pod klucz

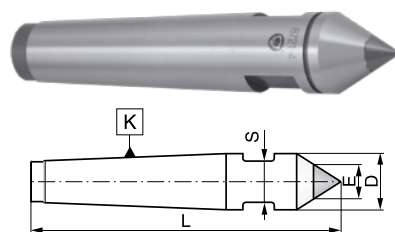


## DIN 228

Code No / Kod Nr	K Morse	L	D	S
0642 587 200 107	0	78	9,2	7
0642 587 201 108	1	90	12,2	10
0642 587 202 109	2	112	18,0	13
0642 587 203 100	3	138	24,1	19
0642 587 204 100	4	175	31,6	24
0642 587 205 101	5	217	44,7	36
0642 587 206 102	6	290	63,8	55

## Type 8721

**60° DEAD CENTRES** external with spanner flats - carbide tipped  
**KŁY STAŁE 60°** zewnętrzne z płaską pod klucz i końcówką z węglików spiekanych

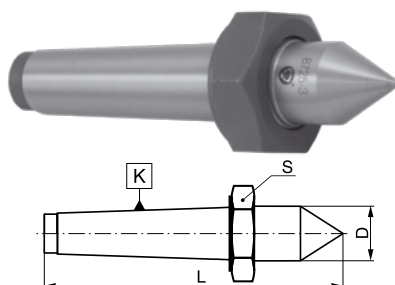


## DIN 228

Code No / Kod Nr	K Morse	L	D	E	S
0642 587 210 207	0	78	9,2	5	7
0642 587 211 208	1	90	12,2	7	10
0642 587 212 209	2	112	18,0	7	13
0642 587 213 200	3	138	24,1	11	19
0642 587 214 200	4	175	31,6	14	24
0642 587 215 201	5	217	44,7	18	36
0642 587 216 202	6	290	63,8	18	55

## Type 8725

**60° DEAD CENTRES** external with nut  
**KŁY STAŁE 60°** zewnętrzne z nakrętką

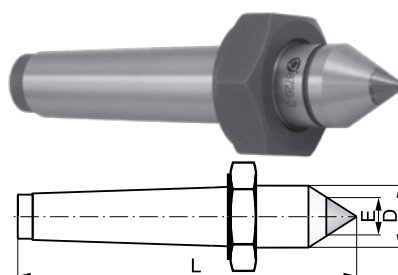


## DIN 228

Code No / Kod Nr	K Morse	L	D	S	①
0642 587 250 108	0	78	9,2	19	S-0772/0
0642 587 251 109	1	90	12,2	24	S-0774/0
0642 587 252 100	2	112	18,0	32	S-0776/0
0642 587 253 100	3	138	24,1	41	S-0778/0
0642 587 254 101	4	175	31,6	55	S-0780/0
0642 587 255 102	5	217	44,7	75	S-0782/0
0642 587 256 103	6	290	63,8	100	S-0784/0

## Type 8726

**60° DEAD CENTRES** external with nut - carbide tipped  
**KŁY STAŁE 60°** zewnętrzne z nakrętką i końcówką z węglików spiekanych

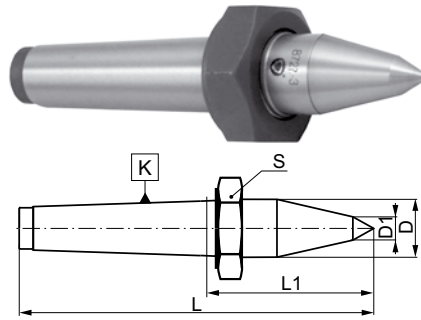


## DIN 228

Code No / Kod Nr	K Morse	L	D	E	S	①
0642 587 260 208	0	78	9,2	5	19	S-0772/0
0642 587 261 209	1	90	12,2	7	24	S-0774/0
0642 587 262 200	2	112	18,0	7	32	S-0776/0
0642 587 263 200	3	138	24,1	11	41	S-0778/0
0642 587 264 201	4	175	31,6	14	55	S-0780/0
0642 587 265 202	5	217	44,7	18	75	S-0782/0
0642 587 266 203	6	290	63,8	18	100	S-0784/0

**Type 8727**

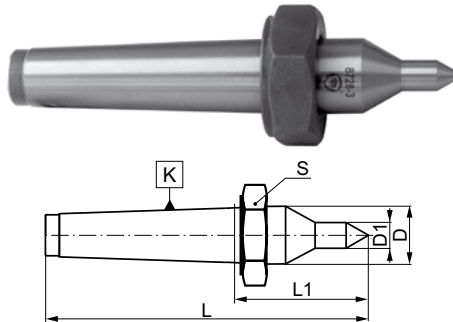
60° DEAD CENTRES external extension with nut  
**KŁY STAŁE 60°** zewnętrzne wydłużone z nakrętką


**DIN 228**

Code No / Kod Nr	K Morse	L	L1	D	D1	S	
0642 587 272 004	2	118	54	18	10	32	S-0776/0
0642 587 273 005	3	148	67	24	12	41	S-0778/0
0642 587 274 006	4	186	84	32	14	55	S-0780/0
0642 587 275 007	5	242	112	45	16	75	S-0782/0

**Type 8728**

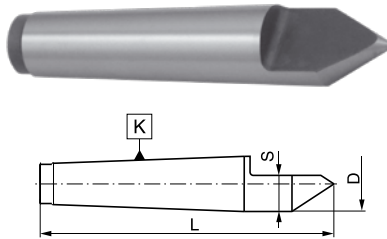
60° DEAD CENTRES external extension with nut  
**KŁY STAŁE 60°** zewnętrzne wydłużone z nakrętką


**DIN 228**

Code No / Kod Nr	K Morse	L	L1	D	D1	S	
0642 587 282 002	2	118	54	18	8	32	S-776/0
0642 587 283 003	3	148	67	24	10	41	S-778/0
0642 587 284 004	4	186	84	32	12	55	S-780/0
0642 587 285 005	5	242	112	45	14	75	S-782/0

**Type 8730**

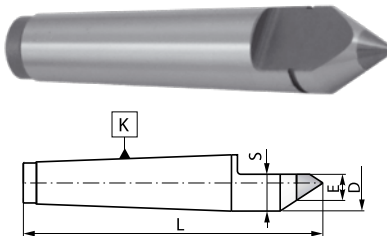
60° DEAD CENTRES external with chamfer  
**KŁY STAŁE 60°** zewnętrzne ze ścięciem


**DIN 228**

Code No / Kod Nr	K Morse	L	D	S
0642 587 300 104	0	70	9,2	5,6
0642 587 301 105	1	80	12,2	7,6
0642 587 302 106	2	100	18,0	11,0
0642 587 303 107	3	125	24,1	15,0
0642 587 304 108	4	160	31,6	20,8
0642 587 305 109	5	200	44,7	29,3
0642 587 306 100	6	270	63,8	42,6

**Type 8731**

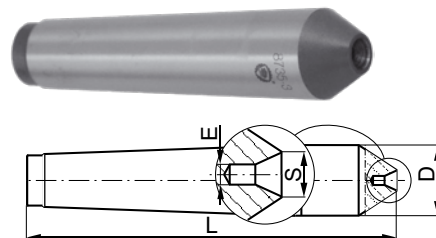
60° DEAD CENTRES external with chamfer - carbide tipped  
**KŁY STAŁE 60°** zewnętrzne ze ścięciem i końcówką z węglików spiekanych


**DIN 228**

Code No / Kod Nr	K Morse	L	D	E	S
0642 587 310 204	0	70	9,2	5	7,8
0642 587 311 205	1	80	12,2	7	10,3
0642 587 312 206	2	100	18,0	7	13,0
0642 587 313 207	3	125	24,1	11	18,3
0642 587 314 208	4	160	31,6	14	23,5
0642 587 315 209	5	200	44,7	18	32,0
0642 587 316 200	6	270	63,8	18	41,7

**Type 8735**

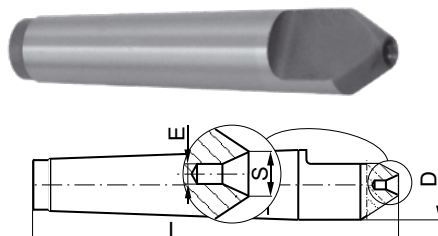
60° DEAD CENTRES internal  
**KŁY STAŁE 60°** wewnętrzne


**DIN 228**

Code No / Kod Nr	K Morse	L	D	E	S
0642 587 350 105	0	66	9,2	1,0	2,12
0642 587 351 106	1	74	12,2	1,6	3,35
0642 587 352 107	2	94	18,0	2,5	5,30
0642 587 353 108	3	115	24,1	4,0	8,50
0642 587 354 109	4	146	31,6	6,3	13,20

**Type 8740**

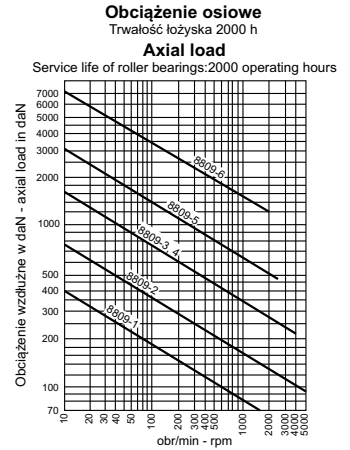
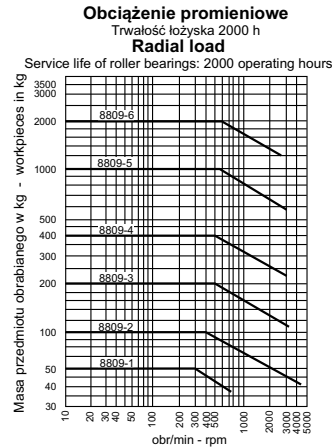
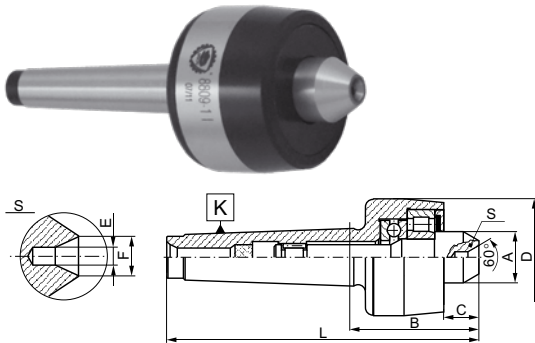
60° DEAD CENTRES internal with chamfer  
**KŁY STAŁE 60°** wewnętrzne ze ścięciem


**DIN 228**

Code No / Kod Nr	K Morse	L	D	E	S
0642 587 400 101	0	66	9,2	1,0	2,20
0642 587 401 102	1	74	12,2	1,6	3,35
0642 587 402 103	2	94	18,0	2,5	5,30
0642 587 403 104	3	115	24,1	4,0	8,50

## Type 8809

**DIN 228**
**LIVE CENTRES** internal tipped

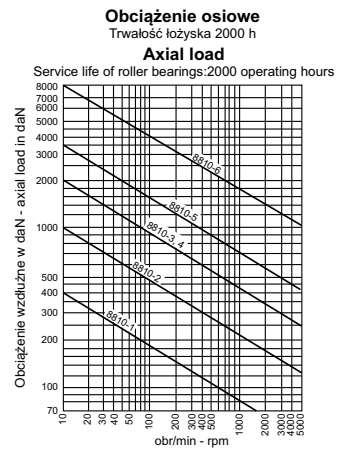
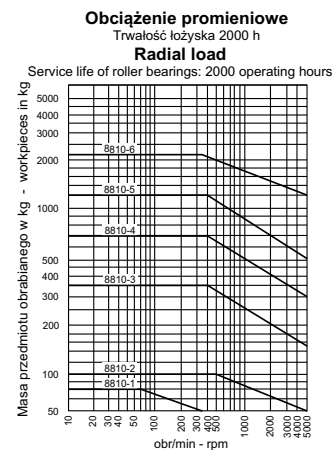
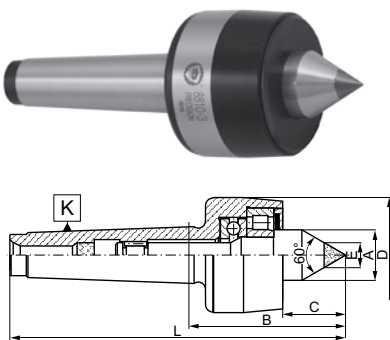
**KŁY TOKARSKIE OBROTOWE** z końcówką wewnętrzną


K Morse	Workpiece weight max. kg Max. masa przedm. obr. kg	Speed max. min-1 Max. prędk. obr. min-1	Concentr. error max. Bicie max.	Code No / Kod Nr	Concentr. error max. Bicie max.	Code No / Kod Nr	A	B	C	D	L	E	F
1	50	5000	0,005	0642 588 091 103	0,008	0642 588 091 205	15	44,0	11,5	38	97,5	2,5	4,2
2	100	5000	0,003	0642 588 092 104	0,008	0642 588 092 206	18	51,0	16,0	40	115	2,5	5,3
3	200	4000	0,003	0642 588 093 105	0,008	0642 588 093 207	25	66,0	18,5	56	147	4,0	8,5
4	400	3000	0,003	0642 588 094 106	0,008	0642 588 094 208	32	71,0	19,5	64	173	6,3	13,2
5	1000	2500	0,005	0642 588 095 107	0,010	0642 588 095 209	40	94,5	31,0	85	224	6,3	13,2
6	2000	2000	0,005	0642 588 096 108	0,010	0642 588 096 200	62,4	131,0	44,0	130	313	10,0	21,2

Typical order (precision)/Sposób zamawiania: 0642 588 091 103 lub 8809-1-I

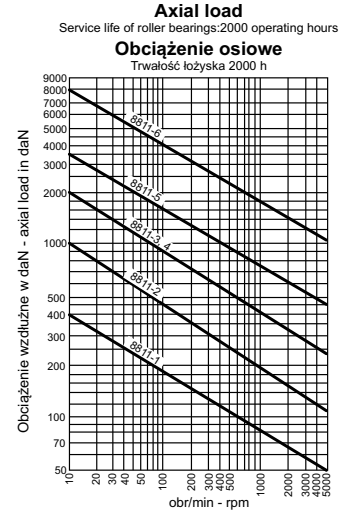
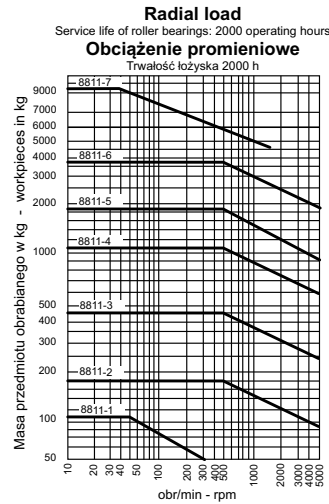
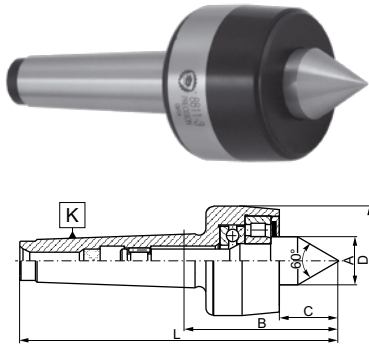
## Type 8810

**DIN 228**
**LIVE CENTRES** carbide tipped

**KŁY TOKARSKIE OBROTOWE** z końcówką z węglików spiekanych


K Morse	Workpiece weight max. kg Max. masa przedm. obr. kg	Speed max. min-1 Max. prędk. obr. min-1	Concentr. error max. Bicie max.	Code No / Kod Nr	Concentr. error max. Bicie max.	Code No / Kod Nr	A	B	C	D	E	L
1	60	5000	0,005	0642 588 101 107	0,008	0642 588 101 209	15	49,5	17,0	38	7	103,0
2	120	5000	0,003	0642 588 102 108	0,008	0642 588 102 200	18	56,5	21,5	40	7	120,5
3	320	4000	0,003	0642 588 103 109	0,008	0642 588 103 200	25	75,0	27,5	56	11	156,0
4	500	3000	0,003	0642 588 104 100	0,008	0642 588 104 201	32	85,0	33,5	64	14	187,0
5	1250	2500	0,005	0642 588 105 100	0,010	0642 588 105 202	40	108,0	44,0	85	18	237,0
6	2200	2000	0,005	0642 588 106 101	0,010	0642 588 106 203	62,4	151,5	64,0	130	18	333,5

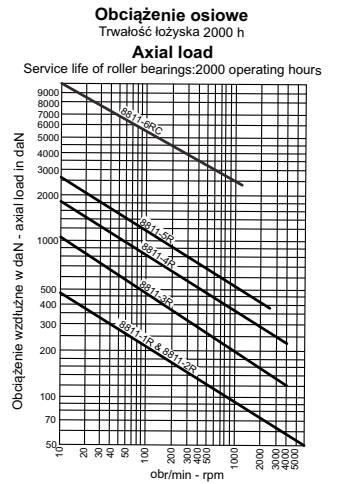
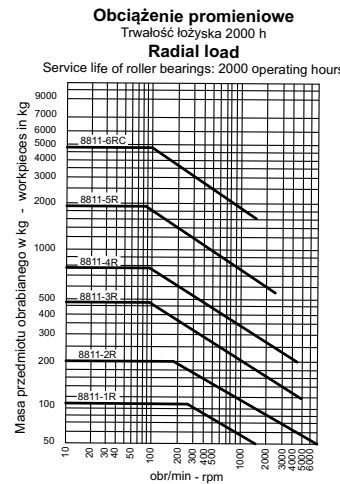
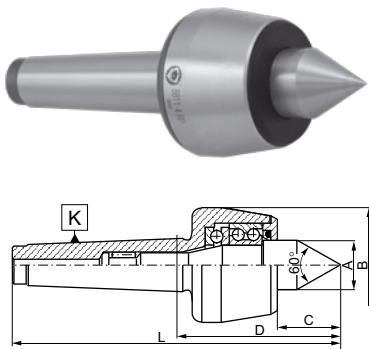
Typical order (standard)/Sposób zamawiania: 0642 588 101 209 lub 8810-1

**Type 8811**
**DIN 228**
**LIVE CENTRES**
**KŁY TOKARSKIE OBROTOWE**


K Morse	Workpiece weight max. kg Max. masa przedm. obr. kg	Speed max. min-1 Max. prędk. obr. min-1	Concentr. error max. Bicie max.	Code No / Kod Nr	Concentr. error max. Bicie max.	Code No / Kod Nr	A	B	C	D	L
1	100	5000	0,005	0642 588 111 105	0,008	0642 588 111 207	15	49,5	17,0	38	103,0
2	180	5000	0,003	0642 588 112 106	0,008	0642 588 112 208	18	56,5	21,5	40	120,5
3	450	4000	0,003	0642 588 113 107	0,008	0642 588 113 209	25	75,0	27,5	56	156,0
4	1000	3000	0,003	0642 588 114 108	0,008	0642 588 114 200	32	85,0	33,5	64	187,0
5	1900	2500	0,005	0642 588 115 109	0,010	0642 588 115 200	40	108,0	44,0	85	237,0
6	3700	2000	0,005	0642 588 116 100	0,010	0642 588 116 201	62,4	151,5	64,0	130	333,5
7	9500	1000	0,012	0642 588 117 100	0,010	0642 588 117 202	75	196,5	73,5	150	447,0

Typical order (precision)/Sposób zamawiania: 0642 588 111 105 lub 8811-1-I

Typical order (standard)/Sposób zamawiania: 0642 588 111 207 lub 8811-1

**Type 8811R**
**DIN 228**
**LIVE CENTRES**
**KŁY TOKARSKIE OBROTOWE**


K Morse	Workpiece weight max. kg Max. masa przedm. obr. kg	Speed max. min-1 Max. prędk. obr. min-1	Concentr. error max. Bicie max.	Code No / Kod Nr	Concentr. error max. Bicie max.	Code No / Kod Nr	A	B	C	D	L
1R	100	7000	---	---	0,005	0642 688 111 201	15	36,0	17,0	60,5	114
2R	200	7000	0,003	0642 688 112 100	0,005	0642 688 112 202	20	45,0	23,5	64,5	128,5
3RL	400	6300	0,003	0642 688 113 053	0,005	0642 688 113 066	22	50,0	27,5	70,0	151
3R	500	5000	0,003	0642 688 113 101	0,005	0642 688 113 203	25	60,0	30,5	79,0	160
4R	800	3800	0,003	0642 688 114 102	0,005	0642 688 114 204	32	70,0	40,0	101,5	204
5R	2000	3000	0,003	0642 688 115 103	0,005	0642 688 115 205	40	90,0	49,5	128	257,5
6R	3500	2600	---	---	0,010	0642 688 116 206	50	105,0	57,5	152	334
6RC	5000	1500	---	---	0,010	0642 688 116 250	62,4	140,0	67,0	194	376

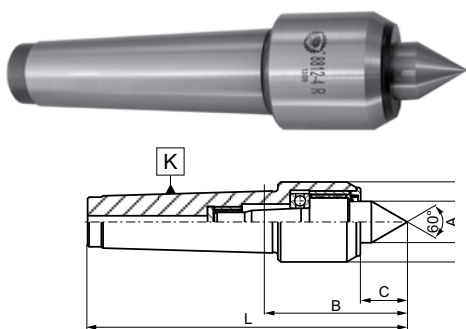
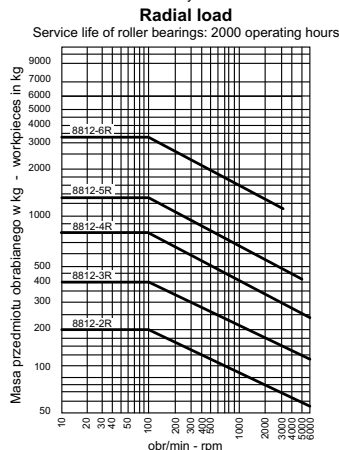
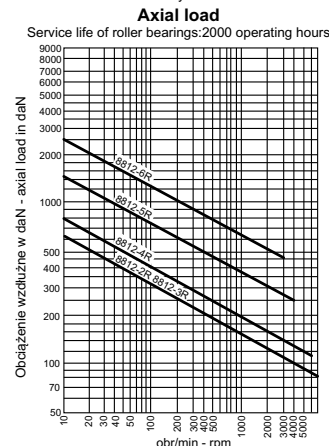
Typical order (precision)/Sposób zamawiania: 0642 688 112 100 lub 8811-2RP

Typical order (standard)/Sposób zamawiania: 0642 688 112 202 lub 8811-2R



## Type 8812R

**DIN 228**
**LIVE CENTRES** with small casing diameter

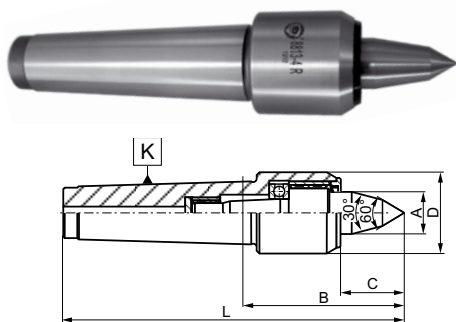
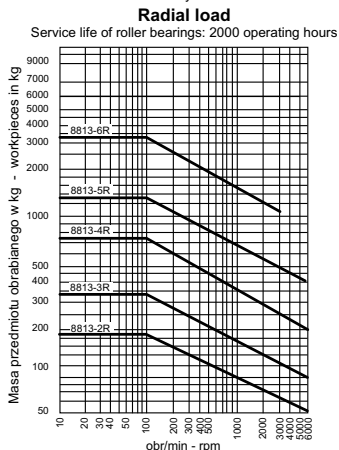
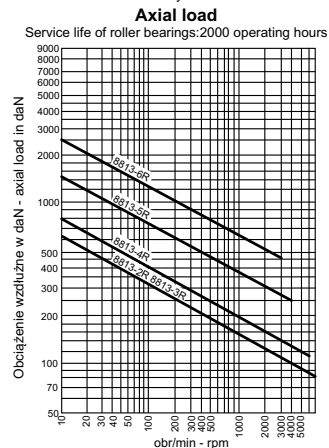
**KŁY TOKARSKIE OBROTOWE** ze zmniejszoną średnicą korpusu

**Obciążenie promieniowe**  
Trwałość łożyska 2000 h  
**Radial load**

**Obciążenie osiowe**  
Trwałość łożyska 2000 h  
**Axial load**


K Morse	Workpiece weight max. kg Max. masaprzedm. obr. kg	Speed max. min-1 Max. prędk. obr. min-1	Concentr. error max. Bicie max.	Code No / Kod Nr	A	B	C	D	L
2	200	7000	0,005	0642 688 122 200	15	62,0	18,0	32	126,0
3	400	7000	0,005	0642 688 123 201	15	62,0	18,0	34	143,0
4	800	6300	0,005	0642 688 124 202	20	75,5	25,0	42	178,0
5	1600	4300	0,01	0642 688 125 203	30	103,0	34,0	58	232,5
6	3500	3000	0,02	0642 688 126 204	42	141,5	49,0	80	324,0

Typical order/Sposób zamawiania: 0642 688 122 200 lub 8812-2R

## Type 8813R

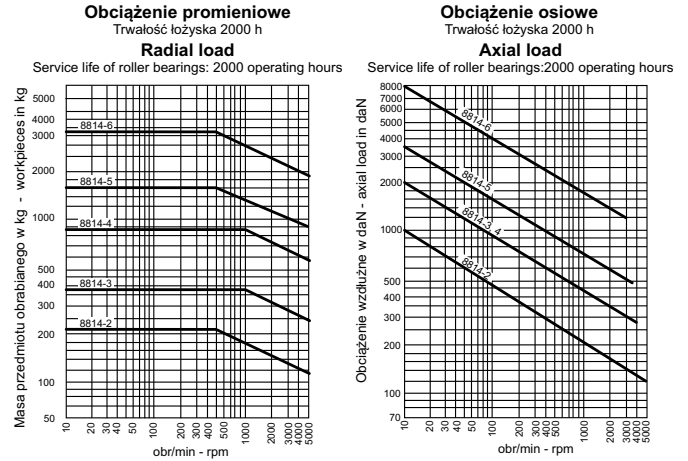
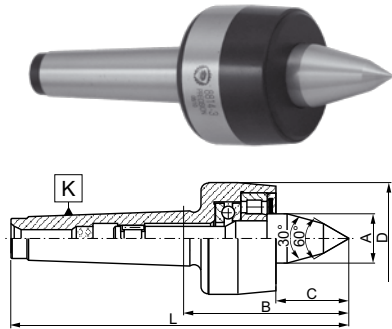
**DIN 228**
**LIVE CENTRES** extension with small casing diameter

**KŁY TOKARSKIE OBROTOWE** wydłużone ze zmniejszoną średnicą korpusu

**Obciążenie promieniowe**  
Trwałość łożyska 2000 h  
**Radial load**

**Obciążenie osiowe**  
Trwałość łożyska 2000 h  
**Axial load**


K Morse	Workpiece weight max. kg Max. masa przedm. obr. kg	Speed max. min-1 Max. prędk. obr. min-1	Concentr. error max. Bicie max.	Code No / Kod Nr	A	B	C	D	J	L
2	170	7000	0,008	0642 688 132 209	15	73,0	29,0	32,0	10	137
3	340	7000	0,008	0642 688 133 200	15	75,0	31,0	31,0	11	156
4	700	6300	0,008	0642 688 134 200	20	88,5	38,0	38,0	13	191
5	1400	4300	0,01	0642 688 135 201	30	120,5	51,5	51,5	14	250
6	3000	3000	0,02	0642 688 136 202	42	163,5	71,0	71,0	18	346

Typical order/Sposób zamawiania: 0642 688 132 209 lub 8813-2R

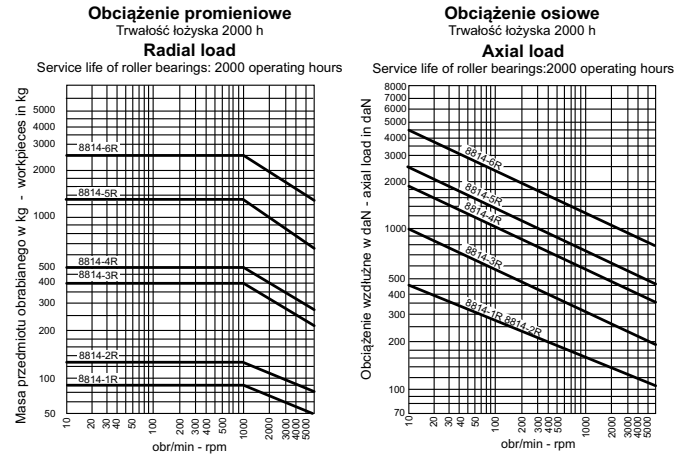
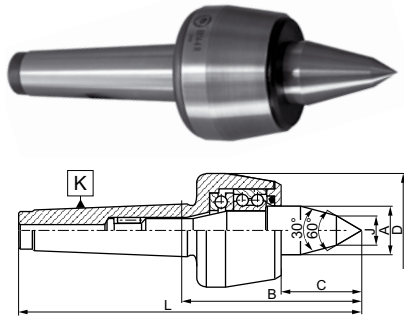
## Type 8814

**DIN 228**
**LIVE CENTRES extension**
**KŁY TOKARSKIE OBROTOWE wydłużone**


K Morse	Workpiece weight max. kg Max. masa przedm. obr. kg	Speed max. min-1 Max. prędk. obr. min-1	Concentr. error max. Bicie max.	Code No / Kod Nr		A	B	C	D	L	
				precision	standard						
2	230	5000	0,008	0642 588 142 100	0,015	0642 588 142 202	18,0	64,5	29,5	40	128,5
3	380	4000	0,008	0642 588 143 101	0,015	0642 588 143 203	25,0	88,0	40,5	56	169,0
4	850	3000	0,008	0642 588 144 102	0,015	0642 588 144 204	32,0	103,0	51,5	64	205,0
5	1600	2500	0,010	0642 588 145 103	0,020	0642 588 145 205	40,0	130,0	66,0	85	259,0
6	3150	2000	0,010	0642 588 146 104	0,020	0642 588 146 206	62,4	178,0	92,0	130	360,5

Typical order (precision)/Sposób zamawiania: 0642 588 142 100 lub 8814-1-I  
 Typical order (standard)/Sposób zamawiania: 0642 588 142 202 lub 8814-1

## Type 8814R

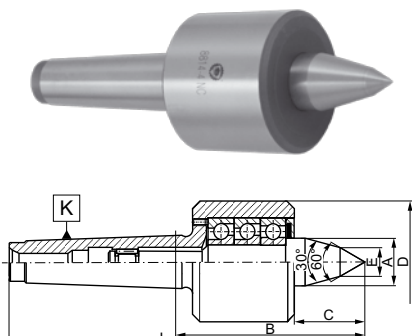
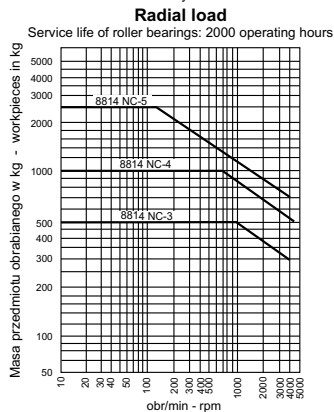
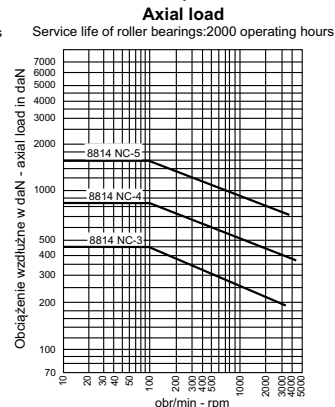
**DIN 228**
**LIVE CENTRES extension**
**KŁY TOKARSKIE OBROTOWE wydłużone**


K Morse	Workpiece weight max. kg Max. masa przedm. obr. kg	Speed max. min-1 Max. prędk. obr. min-1	Concentr. error max. Bicie max.	Code No / Kod Nr		A	B	C	D	L	
				precision	standard						
1	80	700									
2	140	5000	0,008	0642 588 142 100	0,015	0642 588 142 202	18,0	64,5	29,5	40	128,5
3	400	4000	0,008	0642 588 143 101	0,015	0642 588 143 203	25,0	88,0	40,5	56	169,0
4	500	3000	0,008	0642 588 144 102	0,015	0642 588 144 204	32,0	103,0	51,5	64	205,0
5	1200	2500	0,010	0642 588 145 103	0,020	0642 588 145 205	40,0	130,0	66,0	85	259,0
6	2500	2000	0,010	0642 588 146 104	0,020	0642 588 146 206	62,4	178,0	92,0	130	360,5

Typical order (precision)/Sposób zamawiania: 0642 688 141 206 lub 8814-2 R

## Type 8814NC

**DIN 228**
**LIVE CENTRES** extension for NC lathes

**KŁY TOKARSKIE OBROTOWE** wydłużone do tokarek NC

**Obciążenie promieniowe**  
Trwałość łożyska 2000 h

**Obciążenie osiowe**  
Trwałość łożyska 2000 h


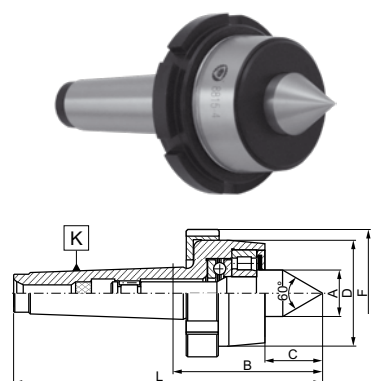
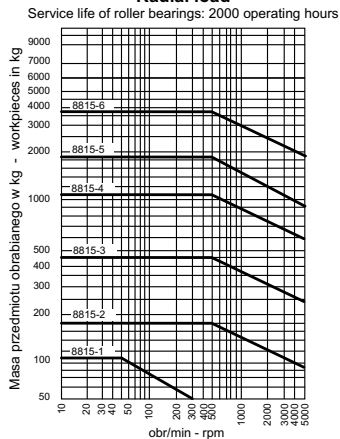
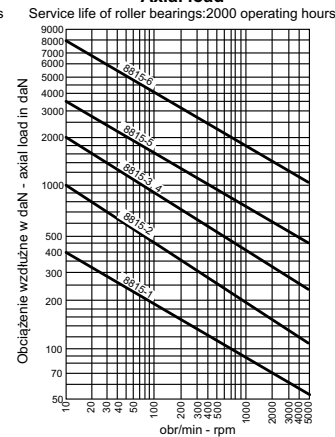
K Morse	Workpiece weight max. kg Max. masa przedm. obr. kg	Speed max. min-1 Max. prędk. obr. min-1	Concentr. error max. Bicie max.	Code No / Kod Nr	Concentr. error max. Bicie max.	Code No / Kod Nr	A	B	C	D	E	L
3	500	8000	0,005	0642 588 147 207	0,010	0642 588 147 210	25	105	40,5	60	12	186
4	1000	7000	0,005	0642 588 147 309	0,010	0642 588 147 311	28,0	118,5	49	70	14	221,0
5	2000	6000	0,005	0642 588 147 400	0,010	0642 588 147 413	40,0	150,5	67,5	95	16	280,0

Typical order (precision)/Sposób zamawiania: 0642 588 147 309 lub 8814-4NC-1

Typical order (standard)/Sposób zamawiania: 0642 588 147 311 lub 8814-1-4NC

## Type 8815

**DIN 228**
**LIVE CENTRES** with nut

**KŁY TOKARSKIE OBROTOWE** z nakrętką

**Radial load**

**Axial load**


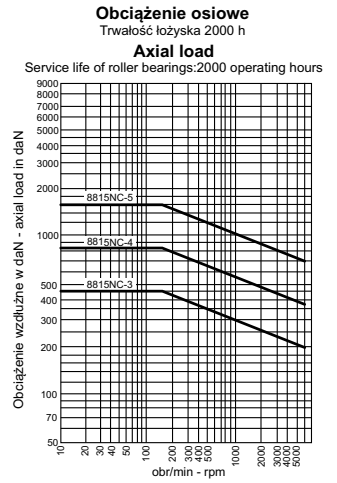
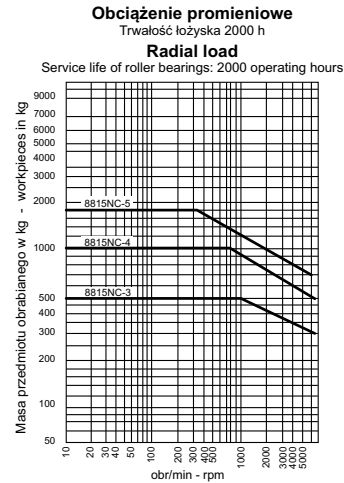
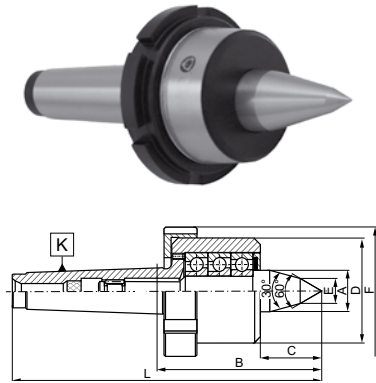
K Morse	Workpiece weight max. kg Max. masa przedm. obr. kg	Speed max. min-1 Max. prędk. obr. min-1	Concentr. error max. Bicie max.	Code No / Kod Nr	Concentr. error max. Bicie max.	Code No / Kod Nr	A	B	C	D	D1	L
1	100	5000	0,005	0642 588 151 108	0,008	0642 588 151 200	15	49,5	17,0	38	50	103,0
2	180	5000	0,003	0642 588 152 109	0,008	0642 588 152 200	18	56,5	21,5	40	52	120,5
3	450	4000	0,003	0642 588 153 100	0,008	0642 588 153 201	25	75,0	27,5	56	68	156,0
4	1000	3000	0,003	0642 588 154 100	0,008	0642 588 154 202	32	85,0	33,5	64	76	187,0
5	1900	2500	0,005	0642 588 155 101	0,010	0642 588 155 203	40	108,0	44,0	85	100	237,0
6	3700	2000	0,005	0642 588 156 102	0,010	0642 588 156 204	62,4	151,5	64,0	130	150	333,5

Typical order (precision)/Sposób zamawiania: 0642 588 151 108 lub 8815-1-1

Typical order (standard)/Sposób zamawiania: 0642 588 151 200 lub 8815-1

## Type 8815NC

**DIN 228**
**LIVE CENTRES** with nut for NC lathes

**KŁY TOKARSKIE OBROTOWE** z nakrętką do tokarek NC


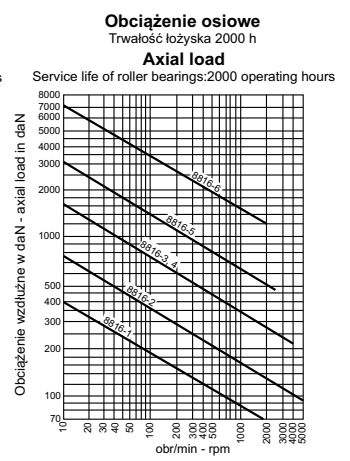

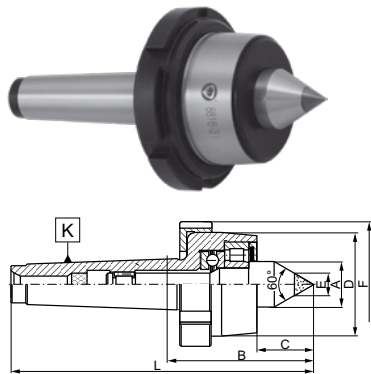
K Morse	Workpiece weight max. kg Max. masa przedm. obr. kg	Speed max. min-1 Max. prędk. obr. min-1	Concentr. error max. Bicie max.	Code No / Kod Nr	Concentr. error max. Bicie max.	Code No / Kod Nr	A	B	C	D	E	F	L
3	500	8000	0,005	0642 588 158 002	0,010	0642 588 158 056	25	105	40,5	60	12	72	186
4	1000	7000	0,005	0642 588 158 104	0,010	0642 588 158 206	28	118,5	49,0	70	14	82	221,0
5	2000	6000	0,005	0642 588 158 308	0,010	0642 588 158 400	40	150,5	67,5	95	16	110	280,0

Typical order (precision)/Sposób zamawiania: 0642 588 151 108 lub 8815-1-1

Typical order (standard)/Sposób zamawiania: 0642 588 151 200 lub 8815-1

## Type 8816

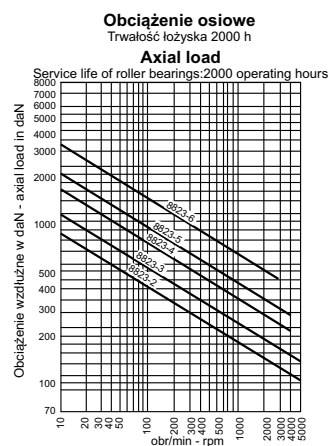
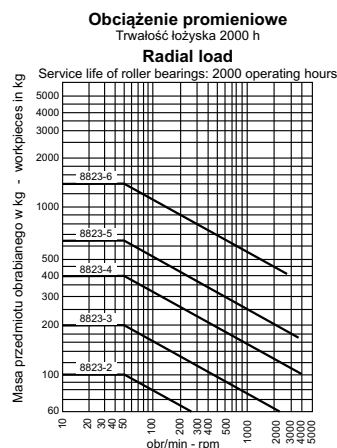
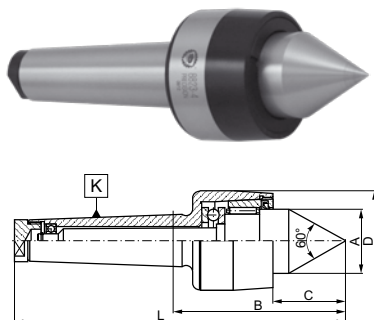
**DIN 228**
**LIVE CENTRES** with nut and carbide tipped

**KŁY TOKARSKIE OBROTOWE** z nakrętką i końcówką z węglików spiekanych


K Morse	Workpiece weight max. kg Max. masa przedm. obr. kg	Speed max. min-1 Max. prędk. obr. min-1	Concentr. error max. Bicie max.	Code No / Kod Nr	Concentr. error max. Bicie max.	Code No / Kod Nr	A	B	C	D	F	E	L
1	60	5000	0,005	0642 588 161 106	0,008	0642 588 161 208	15	49,5	17,0	38	50	7	103,0
2	120	5000	0,003	0642 588 162 107	0,008	0642 588 162 209	18	56,5	21,5	40	52	7	120,5
3	300	4000	0,003	0642 588 163 108	0,008	0642 588 163 200	25	75,0	27,5	56	68	11	156,0
4	500	3000	0,003	0642 588 164 109	0,008	0642 588 164 200	32	85,0	33,5	64	76	14	187,0
5	1250	2500	0,005	0642 588 165 100	0,010	0642 588 165 201	40	108,0	44,0	85	100	18	237,0
6	2000	2000	0,005	0642 588 166 100	0,010	0642 588 166 202	62,4	151,5	64,0	130	150	18	333,5

Typical order (precision)/Sposób zamawiania: 0642 588 161 106 lub 8816-1-la

## Type 8823

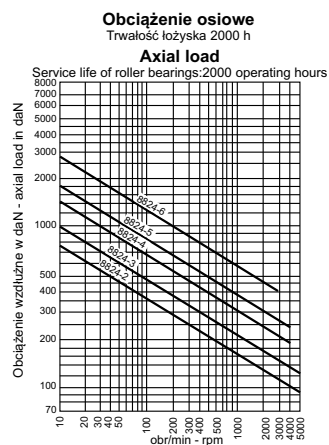
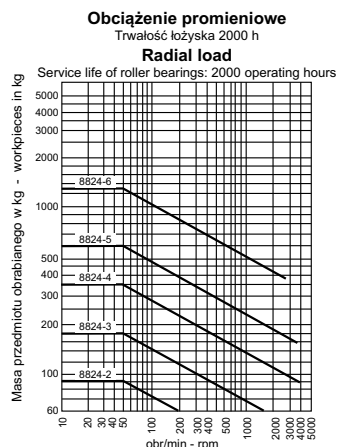
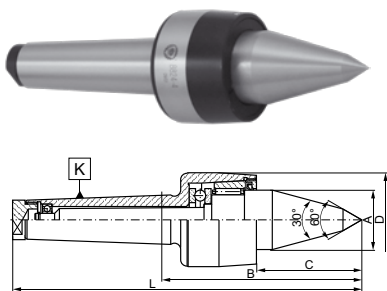
**DIN 228**
**LIVE CENTRES**
**KŁY TOKARSKIE OBROTOWE z kompensacją promieniową**


K Morse	Workpiece weight max. kg Max. masa przedm. obr. kg	Speed max. min <sup>-1</sup> Max. prędk. obr. min <sup>-1</sup>	Concentr. error max. Bicie max.	Code No / Kod Nr	Concentr. error max. Bicie max.	Code No / Kod Nr	A	B	C	D	L
2	100	8000	0,005	0642 588 232 405	0,008	0642 588 232 100	24	73,0	26,5	44	137,5
3	200	6000	0,003	0642 588 233 406	0,008	0642 588 233 100	28	85,0	32,5	48	166,0
4	400	4500	0,003	0642 588 234 407	0,008	0642 588 234 101	38	94,5	43,5	60	196,5
5	650	4000	0,003	0642 588 235 408	0,008	0642 588 235 102	50	116,5	55,5	75	246,0
6	1400	3000	0,003	0642 588 236 409	0,008	0642 588 236 103	60,5	135,0	62,5	90	317,0

Typical order (precision)/Sposób zamawiania: 0642 588 232 405 lub 8823-2-I

Typical order (precision)/Sposób zamawiania: 0642 588 232 100 lub 8823-2

## Type 8824

**DIN 228**
**LIVE CENTRES extension**
**KŁY TOKARSKIE OBROTOWE wydłużone z kompensacją promieniową**


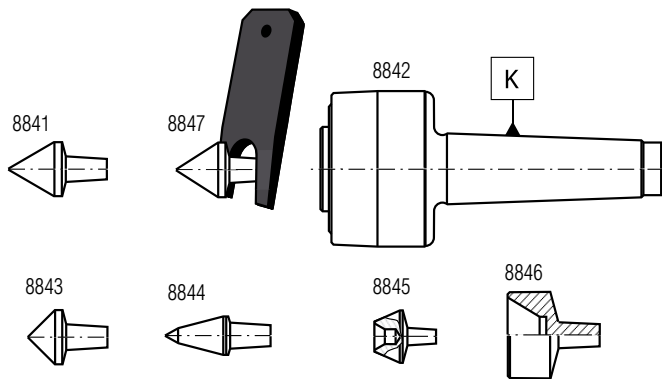
K Morse	Workpiece weight max. kg Max. masa przedm. obr. kg	Speed max. min <sup>-1</sup> Max. prędk. obr. min <sup>-1</sup>	Concentr. error max. Bicie max.	Code No / Kod Nr	A	B	C	D	L
3	180	6000	0,015	0642 588 243 302	28	100,0	47,5	48	181,0
4	350	4500	0,015	0642 588 244 303	38	117,5	66,5	60	219,5
5	600	4000	0,015	0642 588 245 304	50	147,5	86,5	75	277,0
6	1300	3000	0,015	0642 588 246 305	60,5	167,0	94,5	90	349,0

Typical order/Sposób zamawiania: 0642 588 242 301 lub 8824-2

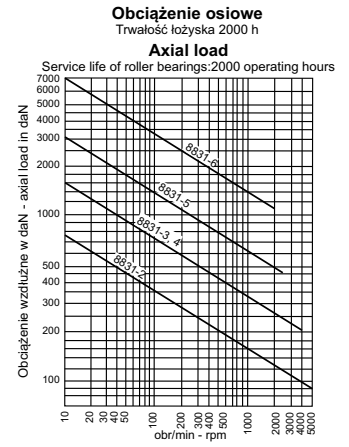

**Type 8831-KPL**

**DIN 228**

**LIVE CENTRES - SET** with interchangeable inserts  
**KŁY TOKARSKIE OBROTOWE - KOMPLET** z końcówkami wymiennymi



Live Center with all inserts and extractor (complete in a plastic case)  
 Kieł obrotowy z końcówkami wymiennymi i ściągaczem (komplet w plastikowej kasce)



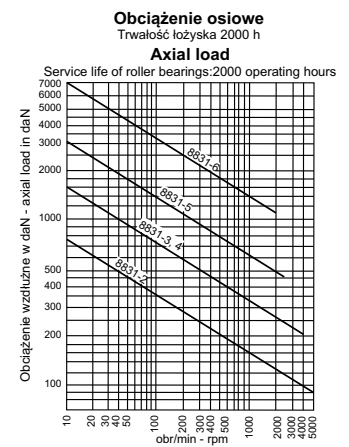
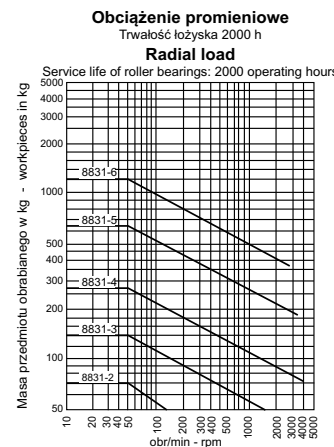
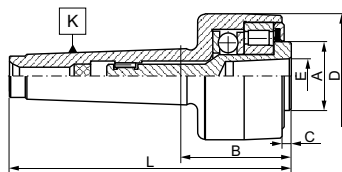
K Morse	Workpiece weight max. kg Max. masa przedm. obr. kg	Speed max. min-1 Max. prędk. obr. min-1	Concentr. error max. Bicie max.	Code No / Kod Nr	
				precision	standard
2	70	5000	0,010	0642 588 312 009	0642 588 312 202
3	120	4000	0,010	0642 588 313 000	0642 588 313 203
4	280	3000	0,010	0642 588 314 000	0642 588 314 204
5	650	2500	0,015	0642 588 315 001	0642 588 315 205
6	1200	2000	0,015	0642 588 316 002	0642 588 316 206

Typical order (precision)/Sposób zamawiania: 0642 588 312 009 lub 8831-2-1

**Type 8831**

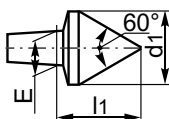
**DIN 228**

**LIVE CENTRES - BODY**  
**KŁY TOKARSKIE OBROTOWE - KORPUS**

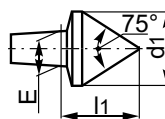


K Morse	Concentr. error max. Bicie max.	Code No / Kod Nr	Concentr. error max. Bicie max.	Code No / Kod Nr	
				precision	standard
2	0,010	0642 588 312 011	0,020	0642 588 312 215	
3	0,010	0642 588 313 012	0,020	0642 588 313 216	
4	0,010	0642 588 314 013	0,020	0642 588 314 217	
5	0,015	0642 588 315 014	0,030	0642 588 315 218	
6	0,015	0642 588 316 015	0,030	0642 588 316 219	

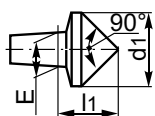
K Morse	A	B	C	D	L	E
2	18	39	4,0	40	103,0	7
3	25	52	4,5	56	133,0	12
4	32	57	5,5	64	159,0	15
5	40	70	6,0	85	199,0	22
6	62,4	94	6,5	130	276,0	28

**Type 8841**


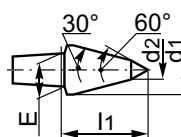
Size Wielk.	d1	E	l1	Code No / Kod Nr
2	18	7	21,0	0642 588 412 108
3	25	12	28,0	0642 588 413 109
4	28	15	30,5	0642 588 414 100
5	40	22	42,5	0642 588 415 100
6	60	28	61,5	0642 588 416 101

**Type 8842**


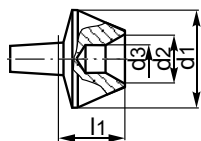
Size Wielk.	d1	E	l1	Code No / Kod Nr
2	18	7	17,5	0642 588 422 106
3	25	12	23,0	0642 588 423 107
4	28	15	25,0	0642 588 424 108
5	40	22	34,0	0642 588 425 109
6	60	28	50,5	0642 588 426 100

**Type 8843**


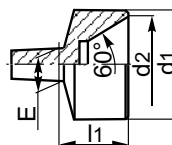
Size Wielk.	d1	E	l1	Code No / Kod Nr
2	18	7	15,0	0642 588 432 104
3	25	12	19,0	0642 588 433 105
4	28	15	21,0	0642 588 434 106
5	40	22	28,0	0642 588 435 107
6	60	28	40,0	0642 588 436 108

**Type 8844**


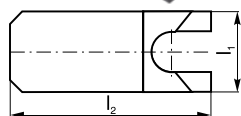
Size Wielk.	d1	d2	E	l1	Code No / Kod Nr
2	15	6	7	27,0	0642 588 442 102
3	18	8	12	31,0	0642 588 443 103
4	25	12	15	40,5	0642 588 444 104
5	28	13	22	45,5	0642 588 445 105
6	40	18	28	63,5	0642 588 446 106

**Type 8845**


Size Wielk.	d1	d2	d3	l1	Code No / Kod Nr
2	28	12	6	18,5	0642 588 452 100
3	40	19	10	24,0	0642 588 453 101
4	55	22	10	36,5	0642 588 454 102
5	70	32	10	42,0	0642 588 455 103
6	100	50	15	56,0	0642 588 456 104

**Type 8846**


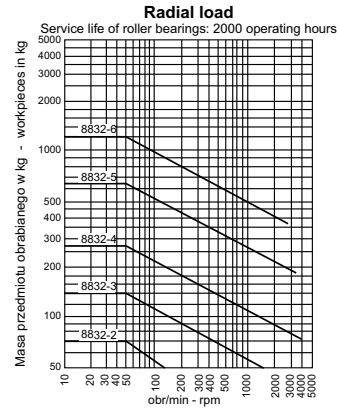
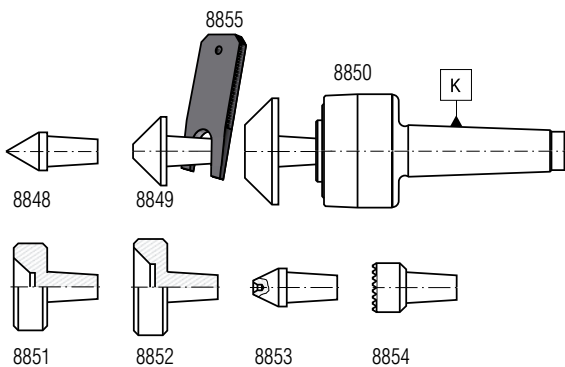
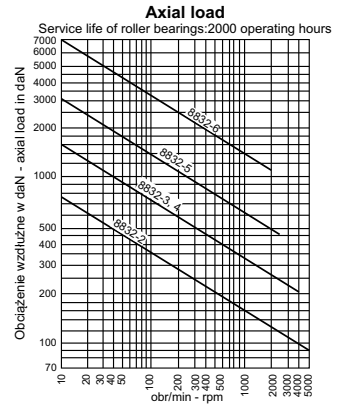
Size Wielk.	d1	d2	E	l1	Code No / Kod Nr
2	28	24	7	21,5	0642 588 462 109
3	40	35	12	26,5	0642 588 463 100
4	55	48	15	39,0	0642 588 464 100
5	70	63	22	47,0	0642 588 465 101
6	100	90	28	62,0	0642 588 466 102

**Type 8847**


Size Wielk.	l1	l2	Code No / Kod Nr
2	20	50	0642 588 472 107
3	30	70	0642 588 473 108
4	45	100	0642 588 474 109
5	55	120	0642 588 475 100
6	65	160	0642 588 476 100

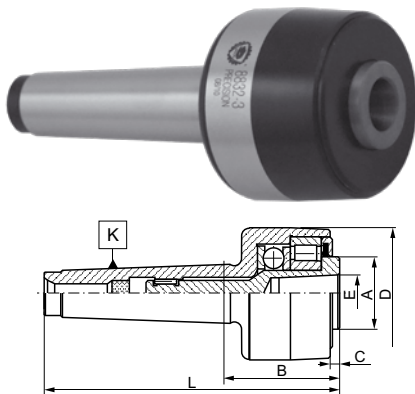
**Type 8832-KPL**
**DIN 228**
**LIVE CENTRES - SET** with interchangeable inserts

**KŁY TOKARSKIE OBROTOWE - KOMPLET**  
z końcówkami wymiennymi

**Obciążenie promieniowe**  
Trwałość łożyska 2000 h

**Obciążenie osiowe**  
Trwałość łożyska 2000 h

 Live Center with all inserts and extractor (complete in a plastic case)  
Kieł obrotowy z końcówkami wymiennymi i ściągaczem (komplet w plastikowej kasecie)

K Morse	Workpiece weight max. kg Max. masa przedm. obr. kg	Speed max. min-1 Max. prędk. obr. min-1	Concentr. error max. Bicie max.	Code No / Kod Nr	
				precision	standard
2	70	5000	0,010	0642 588 320 209	0642 588 321 200
3	120	4000	0,010	0642 588 320 300	0642 588 321 301
4	280	3000	0,010	0642 588 320 402	0642 588 321 403
5	650	2500	0,015	0642 588 320 504	0642 588 321 505
6	1200	2000	0,015	0642 588 320 606	0642 588 321 607

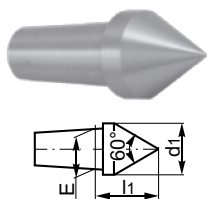
Typical order (precision)/Sposób zamawiania: 0642 588 320 209 lub 8832-2-1

**5**
**Type 8832**
**DIN 228**
**LIVE CENTRES - BODY**
**KŁY TOKARSKIE OBROTOWE - KORPUS**


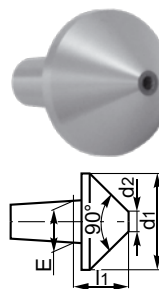
K Morse	Concentr. error max. Bicie max.	Code No / Kod Nr	
		precision	standard
2	0,010	0642 588 320 211	0642 588 321 212
3	0,010	0642 588 320 313	0642 588 321 314
4	0,010	0642 588 320 415	0642 588 321 416
5	0,015	0642 588 320 517	0642 588 321 518
6	0,015	0642 588 320 619	0642 588 321 610

K Morse	A	B	C	D	L	E
2	22	41	3,0	45	105,0	10
3	25	52	4,5	56	133,0	15
4	32	57	5,5	64	159,0	20
5	40	70	6,0	85	199,0	25
6	62,4	94	6,5	130	276,0	30

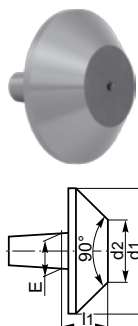


**Type 8848**


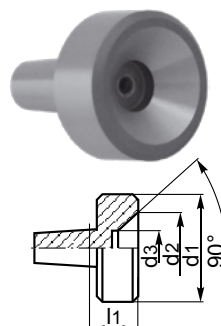
Size Wielk.	d1	E	l1	Code No / Kod Nr
2	15	10	19	0642 588 480 205
3	20	15	25	0642 588 480 307
4	25	20	30	0642 588 480 409
5	32	25	35	0642 588 480 500
6	36	30	44	0642 588 480 602

**Type 8849**


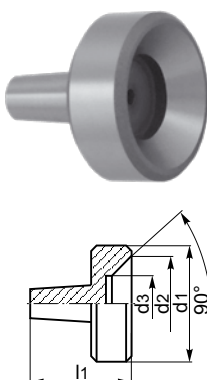
Size Wielk.	d1	d2	E	l1	Code No / Kod Nr
2	22	3	10	15	0642 588 490 203
3	36	6	15	22	0642 588 490 305
4	45	10	20	25	0642 588 490 407
5	56	14	25	30	0642 588 490 509
6	70	18	30	36	0642 588 490 600

**Type 8850**


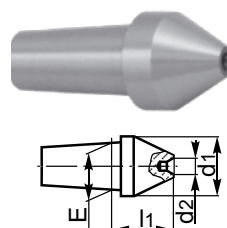
Size Wielk.	d1	d2	E	l1	Code No / Kod Nr
2	37	18	10	15	0642 588 500 207
3	63	33	15	22	0642 588 500 309
4	70	35	20	25	0642 588 500 400
5	80	38	25	30	0642 588 500 502
6	100	50	30	36	0642 588 500 604

**Type 8851**


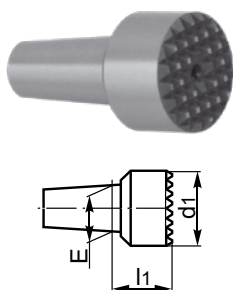
Size Wielk.	d1	d2	d3	l1	Code No / Kod Nr
2	22	18	8	15	0642 588 510 205
3	36	28	12	22	0642 588 510 307
4	45	37	17	25	0642 588 510 409
5	56	44	20	30	0642 588 510 500
6	70	58	24	36	0642 588 510 602

**Type 8852**


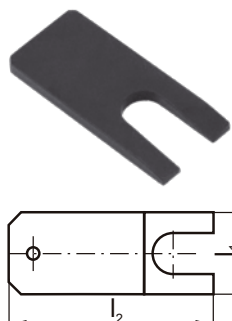
Size Wielk.	d1	d2	d3	l1	Code No / Kod Nr
2	30	25	15	15	0642 588 520 203
3	45	38	22	22	0642 588 520 305
4	63	53	30	25	0642 588 520 407
5	70	60	36	30	0642 588 520 509
6	100	88	54	36	0642 588 520 600

**Type 8853**


Size Wielk.	d1	d2	E	l1	Code No / Kod Nr
2	15	1,25	10	15	0642 588 530 201
3	20	1,25	15	22	0642 588 530 303
4	25	2,5	20	25	0642 588 530 405
5	32	2,5	25	30	0642 588 530 507
6	36	4,0	30	36	0642 588 530 609

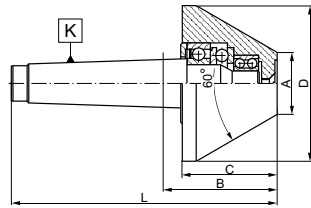
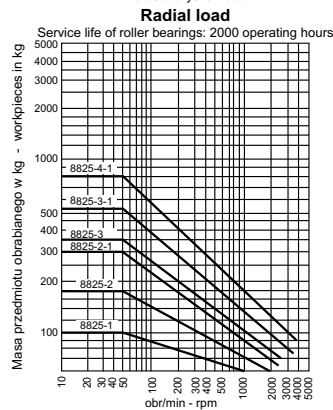
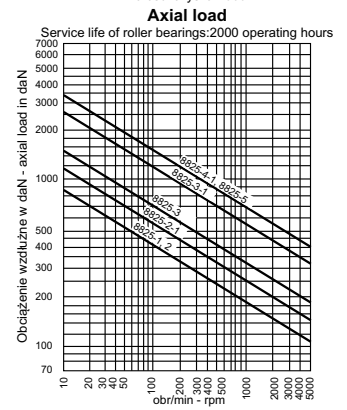
**Type 8854**


Size Wielk.	d1	E	l1	Code No / Kod Nr
2	18	10	15	0642 588 540 200
3	25	15	22	0642 588 540 301
4	32	20	25	0642 588 540 403
5	45	25	30	0642 588 540 505
6	56	30	36	0642 588 540 607

**Type 8855**


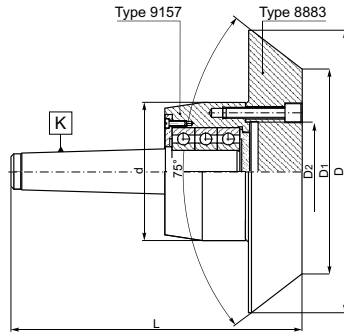
Size Wielk.	l1	l2	Code No / Kod Nr
2	20	60	0642 588 550 208
3	30	80	0642 588 550 300
4	40	100	0642 588 550 401
5	50	120	0642 588 550 503
6	60	160	0642 588 550 605

**Type 8825**
**DIN 228**
**REVOLVING CENTERING TAPER** truncated

**KŁY TOKARSKIE OBROTOWE** do rur

**Obciążenie promieniowe**  
Trwałość łożyska 2000 h

**Obciążenie osiowe**  
Trwałość łożyska 2000 h


Size Wielk.	K Morse	Workpiece weight max. kg Max. masa przedm. obr. kg	Speed max. min-1 Max. prędk. obr. min-1	Concentr. error max. Bicie max.	Code No / Kod Nr	A	B	C	D	L
1	1	100	5000	0,008	0642 588 251 105	20	40,5	35	50	94,0
2	2	180	5000	0,008	0642 588 252 106	30	41,5	35	60	105,5
2-1	2	300	4500	0,008	0642 588 252 208	30	59,0	53	80	123,0
3	3	350	4500	0,008	0642 588 253 107	30	59,0	53	80	140,0
3-1	3	550	3000	0,008	0642 588 253 209	40	67,0	61	100	148,0
3-2	3	600	3000	0,008	0642 588 253 300	50	76,0	70	120	157,0
4	4	600	3000	0,008	0642 588 254 108	40	68,5	61	100	171,0
4-1	4	700	3000	0,008	0642 588 254 200	50	77,5	70	120	180,0
4-2	4	700	3000	0,010	0642 588 254 301	70	77,5	70	140	180,0
5	5	750	3000	0,010	0642 588 255 109	50	77,5	70	120	207,0
5-1	5	750	2000	0,020	0642 588 255 200	100	77,5	70	170	207,0
6	6	2000	1000	0,050	0642 588 256 100	180	116,0	107	292	298,0

Typical order/Sposób zamawiania: 0642 588 252 208 lub 8825-2-1

**Type 8882**
**DIN 228**
**REVOLVING CENTERING TAPER**
**KŁY TOKARSKIE OBROTOWE** z wymiennymi tarczami stożkowymi


K Morse	d	D	D1	D2	L	Workpiece weight max. kg Max. masa przedm. obr. kg	Speed max. min-1 Max. prędk. obr. min-1	Concentr. error max. Bicie max.	8882 SET KOMPLET	8883 CENTERING TAPER TARCZA STOŻKOWA	9157 BODY ROTATING OPRAWA OBROTOWA
									Code No / Kod Nr	Code No / Kod Nr	Code No / Kod Nr
3	80	150	95	56	180	700	4000	0,05	0642 588 821 104	0642 588 831 102	0642 591 571 104
									0642 588 821 206	0642 588 831 204	0642 591 571 104
4	100	150	95	70	206	1000	3500	0,05	0642 588 821 400	0642 588 831 408	0642 591 571 308
									0642 588 821 501	0642 588 831 500	0642 591 571 308
									0642 588 821 603	0642 588 831 601	0642 591 571 308
5	125	200	145	95	215	1500	3200	0,05	0642 588 821 807	0642 588 832 103	0642 591 571 501
									0642 588 821 909	0642 588 832 205	0642 591 571 501
									0642 588 822 003	0642 588 832 307	0642 591 571 501
									0642 588 822 105	0642 588 832 103	0642 591 571 603
5	125	250	195	95	242	1500	3200	0,05	0642 588 822 207	0642 588 832 205	0642 591 571 603
									0642 588 822 309	0642 588 832 307	0642 591 571 603
									0642 588 822 502	0642 588 832 500	0642 591 571 909
5	160	250	195	125	245	1800	3000	0,05	0642 588 822 604	0642 588 832 602	0642 591 571 909

Typical order/Sposób zamawiania: SET 0642 588 821 104 lub (8882-K-d-D) 8882-3-80-150

Typical order/Sposób zamawiania: CENTERING TAPER 0642 588 831 102 lub (8883-d-D) 8883-80-150

Typical order/Sposób zamawiania: BODY ROTATING 0642 591 571 104 lub (9157-K-d) 9157-3-80



DIN 6327  
DIN 1835  
DIN 6499  
DIN 6388 ...

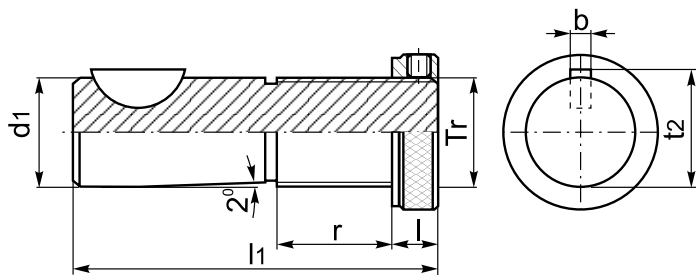


**BISON** BIAL

6

## DIN 6327

AXIALLY ADJUSTABLE SHANK  
CHWYT Z REGULACJĄ OSIOWĄ

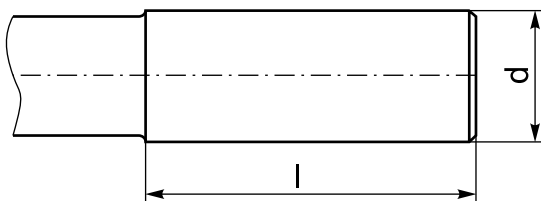


Tr	d1	l1	l	r	b	t2
Tr 16x1,5	16	85	12	28	5	17,1
Tr 20x2	20	88	12	28	5	21,1
Tr 28x2	28	95	12	30	6	29,5
Tr 36x2	36	118	14	36	8	37,5
Tr 48x2	48	144	18	47	10	49,9

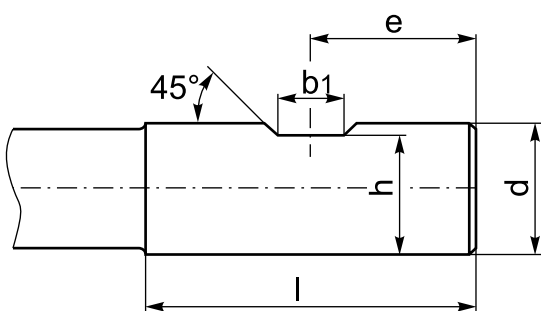
## DIN 1835

STRAIGHT SHANK  
CHWYT WALCOWY

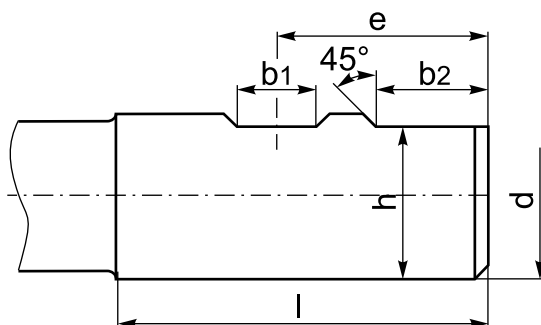
Form A  
Odmiana A



Form B - with one clamping flat (Weldon)  
Odmiana B - z jednym spłaszczeniem (Weldon)  
 $d = 6 \div 20 \text{ mm}$



Form B - with two clamping flat (Weldon)  
Odmiana B - z dwoma spłaszczeniami (Weldon)  
 $d = 25 \div 32 \text{ mm}$



d h6	l	b1	b2	h h11	e
6	36	4,2	-	5,1	18,0
8	36	5,5	-	6,9	18,0
10	40	7,0	-	8,5	20,0
12	45	8,0	-	10,4	22,5
14	45	8,0	-	12,7	22,5
16	48	10,0	-	14,2	24,0
18	48	10,0	-	16,2	24,0
20	50	11,0	-	18,2	25,0
25	56	12,0	17	23,0	32,0
32	60	14,0	19	30,0	35,0

### STANDARD FEATURES OF TOOLING

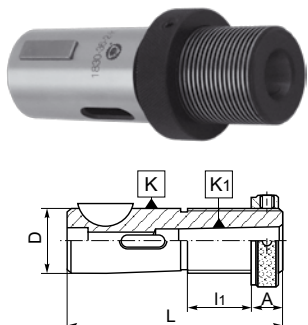
- Manufactured with Chrome Manganese steel.
- Carburized with depth of case 0,7 mm.
- Hardened and precision ground.
- Surface Hardness RC 58±2.

### CHARAKTERYSTYKA TECHNICZNA WYROBÓW

- Materiał: stal stopowa chromowo-manganowa.
- Nawęglane na głębokość 0,7 mm.
- Hartowane i precyzyjnie szlifowane.
- Twardość powierzchni 58±2 HRC.

## Type 1830

ADJUSTABLE ADAPTERS for tools with Morse taper shank  
 TULEJE Z REGULACJĄ OSIOWĄ do narzędzi z chwytem Morse'a



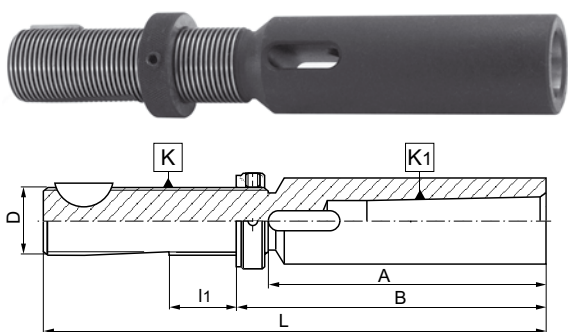
## DIN 6327

Code No / Kod Nr	K D	K1 Morse	L	l1	A	
0642 118 300 117	16	1	85	28	12	Z-1275/0
0642 118 300 219	20	1	88	28	12	Z-1276/0
0642 118 300 514	28	1	95	30	12	Z-1278/0
0642 118 300 616		2	95	30	12	Z-1278/0
0642 118 300 718	36	1	118	36	14	Z-1279/0
0642 118 300 810		2	118	36	14	Z-1279/0
0642 118 300 911		3	118	36	14	Z-1279/0
0642 118 301 016	48	1	144	47	18	Z-1280/0
0642 118 301 118		2	144	47	18	Z-1280/0
0642 118 301 210		3	144	47	18	Z-1280/0
0642 118 301 311		4	144	47	18	Z-1280/0

Typical order/Sposób zamawiania: 0642 118 301 311 lub 1830-48-4-K

## Type 1831

ADJUSTABLE ADAPTERS for tools with Morse taper shank  
 TULEJE Z REGULACJĄ OSIOWĄ do narzędzi z chwytem Morse'a



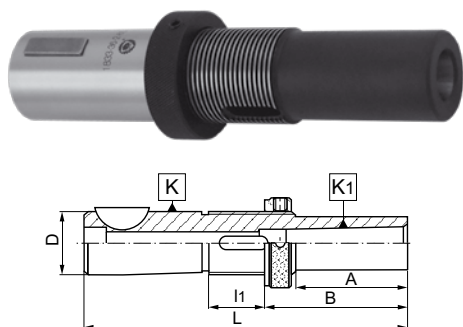
## DIN 6327

Code No / Kod Nr	K D	K1 Morse	L	A	l1	B	
0642 118 311 116	16	1	164	79	28	91	Z-1275/0
0642 118 311 218		2	179	94	28	106	Z-1275/0
0642 118 311 910	20	2	182	94	28	106	Z-1276/0
0642 118 313 810	28	3	212	117	30	129	Z-1278/0
0642 118 315 211	36	4	264	146	36	160	Z-1279/0

Typical order/Sposób zamawiania: 0642 118 315 211 lub 1831-36-4-K

## Type 1833

ADJUSTABLE ADAPTERS for tools with Morse taper shank  
 TULEJE Z REGULACJĄ OSIOWĄ do narzędzi z chwytem Morse'a



## DIN 6327

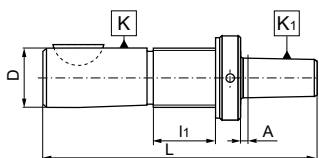
Code No / Kod Nr	K D	K1 Morse	A	L	l1	B	
0642 118 332 202	28	1	25	120	30	37	Z-1278/0
0642 118 332 304		1	50	145	30	62	Z-1278/0
0642 118 332 406		1	75	170	30	87	Z-1278/0
0642 118 333 203	28	2	25	120	30	37	Z-1278/0
0642 118 333 305		2	50	145	30	62	Z-1278/0
0642 118 333 407		2	75	170	30	87	Z-1278/0
0642 118 333 509		2	100	195	30	112	Z-1278/0
0642 118 334 204	36	2	30	148	36	44	Z-1279/0
0642 118 334 306		2	60	178	36	74	Z-1279/0
0642 118 334 408		2	90	208	36	104	Z-1279/0
0642 118 334 500		2	120	238	36	134	Z-1279/0
0642 118 335 205		3	30	148	36	44	Z-1279/0
0642 118 335 307		3	60	178	36	74	Z-1279/0
0642 118 335 409		3	90	208	36	104	Z-1279/0
0642 118 335 500		3	120	238	36	134	Z-1279/0
0642 118 336 206	48	3	40	184	47	58	Z-1280/0
0642 118 336 308		3	80	224	47	98	Z-1280/0
0642 118 336 400		3	120	264	47	138	Z-1280/0
0642 118 336 501		3	160	304	47	178	Z-1280/0
0642 118 337 207		4	40	184	47	58	Z-1280/0
0642 118 337 309		4	80	224	47	98	Z-1280/0
0642 118 337 400		4	120	264	47	138	Z-1280/0
0642 118 337 502		4	160	304	47	178	Z-1280/0

Typical order/Sposób zamawiania: 0642 118 337 502 lub 1833-48-4-160

Code No / Kod Nr	K D	K1 Morse	A	L	l1	B	
0642 118 330 200	16	1	25	110	28	37	Z-1275/0
0642 118 330 302		1	50	135	28	62	Z-1275/0
0642 118 330 404		1	75	160	28	87	Z-1275/0
0642 118 330 506		1	100	185	28	112	Z-1275/0
0642 118 331 201	20	1	25	135	28	37	Z-1276/0
0642 118 331 303		1	50	138	28	62	Z-1276/0
0642 118 331 405		1	75	163	28	87	Z-1276/0
0642 118 331 507		1	100	188	28	112	Z-1276/0

## Type 5365

ADJUSTABLE ADAPTERS for drill chucks with DIN 238 taper  
 TRZPIENIE Z REGULACJĄ OSIOWĄ do uchwytów wiertarskich ze stożkiem DIN 238



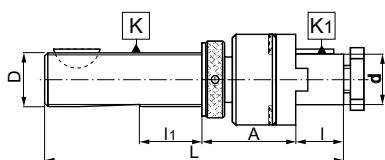
## DIN 6327

Code No / Kod Nr	K D	K1 DIN	L	l1	A	
0642 153 653 214	20	B12	111	28	4.5	Z-1276/0
0642 153 653 316		B16	117	28	5,0	Z-1276/0
0642 153 655 216	28	B12	118	30	4.5	Z-1278/0
0642 153 655 318		B16	124	30	5,0	Z-1278/0
0642 153 655 410		B18	132	30	5,0	Z-1278/0
0642 153 656 319	36	B16	147	36	5,0	Z-1279/0
0642 153 656 410		B18	155	36	5,0	Z-1279/0
0642 153 656 512		B22	163	36	4.5	Z-1279/0
0642 153 657 310	48	B16	173	47	5,0	Z-1280/0
0642 153 657 411		B18	181	47	5,0	Z-1280/0
0642 153 657 513		B22	189	47	4.5	Z-1280/0

Typical order/Sposób zamawiania: 0642 153 657 513 lub 5365-48-B22-K

## Type 7510

ADJUSTABLE ADAPTERS for cutters with keyway or driving slot DIN 138  
 TRZPIENIE Z REGULACJĄ OSIOWĄ do frezów z rowkiem wpustowym lub rowkiem zabierakowym DIN 138



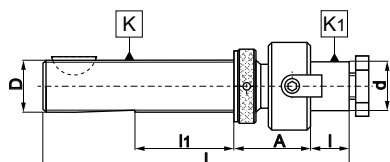
## DIN 6327

Code No / Kod Nr	K D	K1 d	L	l1	A	I			
0642 175 103 312	20	16	133	20	50	17	U-0620/0	U-1364/0	Z-1276/0
0642 175 103 414		22	138	20	50	19	U-0621/0	U-1365/0	Z-1276/0
0642 175 105 314	28	16	140	30	50	17	U-0620/0	U-1364/0	Z-1278/0
0642 175 105 416		22	145	30	50	19	U-0621/0	U-1365/0	Z-1278/0
0642 175 105 518		27	155	30	50	21	U-0622/0	U-1366/0	Z-1278/0
0642 175 105 610		32	155	30	50	24	U-0623/0	U-1367/0	Z-1278/0
0642 175 106 315	36	16	165	36	50	17	U-0620/0	U-1364/0	Z-1279/0
0642 175 106 417		22	170	36	50	19	U-0621/0	U-1365/0	Z-1279/0
0642 175 106 519		27	175	36	50	21	U-0622/0	U-1366/0	Z-1279/0
0642 175 106 610		32	180	36	50	24	U-0623/0	U-1367/0	Z-1279/0
0642 175 107 316	48	16	190	47	50	17	U-0620/0	U-1364/0	Z-1280/0
0642 175 107 418		22	195	47	50	19	U-0621/0	U-1365/0	Z-1280/0
0642 175 107 510		27	200	47	50	21	U-0622/0	U-1366/0	Z-1280/0
0642 175 107 611		32	205	47	50	24	U-0623/0	U-1367/0	Z-1280/0
0642 175 107 713		40	210	47	50	27	U-0624/0	U-1368/0	Z-1280/0

Typical order/Sposób zamawiania: 0642 175 107 713 lub 7510-48-40-K

## Type 7520

ADJUSTABLE ADAPTERS for cutters with driving slot DIN 138  
 TRZPIENIE Z REGULACJĄ OSIOWĄ do frezów z rowkiem zabierakowym DIN 138



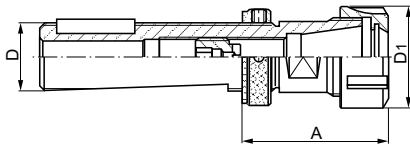
## DIN 6327



Code No / Kod Nr	K D	K1 d	L	l1	A	I		
0642 175 200 009	28	16	140	30	36	17	U-0620/0	Z-1278/0
0642 175 200 100		22	142	30	36	19	U-0621/0	Z-1278/0
0642 175 220 113		27	144	30	36	21	U-0622/0	Z-1278/0
0642 175 200 202		32	149	30	38	24	U-0623/0	Z-1278/0
0642 175 200 215	36	16	163	36	38	17	U-0620/0	Z-1279/0
0642 175 200 304		22	165	36	38	19	U-0621/0	Z-1279/0
0642 175 200 317		27	167	36	38	21	U-0622/0	Z-1279/0
0642 175 200 406		32	172	36	40	24	U-0623/0	Z-1279/0
0642 175 200 419	48	16	189	47	42	17	U-0620/0	Z-1280/0
0642 175 200 508		22	191	47	42	19	U-0621/0	Z-1280/0
0642 175 200 510		27	193	47	42	21	U-0622/0	Z-1280/0
0642 175 200 600		32	198	47	44	24	U-0623/0	Z-1280/0
0642 175 200 612		40	202	47	45	27	U-0624/0	Z-1280/0

Typical order/Sposób zamawiania: 0642 175 200 612 lub 7520-48-40-K

**Type 7813**
**DIN 6327**

COLLET CHUCKS ER for tool with cylindrical shank  
 OPRAWKI ZACISKOWE (do tulejek ER DIN 6499) do narzędzi  
 z chwytem walcowym



Code No / Kod Nr	D	Collet Tulejka	A	Capacity Zakres	D1		
0642 178 131 006	28	ER25	60	2-16	42	9833-25	M16x1,5x17LH
0642 178 131 200		ER32	70	2-20	50	9833-32	M16x1,5x17LH
0642 178 131 403	36	ER32	65	2-20	50	9833-32	M18x1,5x19LH
0642 178 131 607		ER40	78	3-26	63	9833-40	M18x1,5x19LH
0642 178 131 902	48	ER40	82	3-26	63	9833-40	M18x1,5x19LH

Typical order/Sposób zamawiania: 0642 178 131 902 lub 7813-48-40-82

**Standard accessories:**

Nut - page 121  
 screw

**Wyposażenie podstawowe:**

Nakrętka - str. 121  
 wkręt

**Optional accessories:**

Collets - page 107  
 wrench - page 121

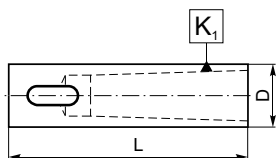
**Wyposażenie dodatkowe:**

Tulejki zaciskowe - str. 107  
 klucz - str. 121

## Type 1875

ADAPTERS for tools with Morse taper

TULEJE REDUKCYJNE do narzędzi z chwytem Morse'a



- Completely hardened, ground internally and externally
- Cała tuleja hartowana, szlifowany stożek wewnętrzny i średnica zewnętrzna

## DIN 1835

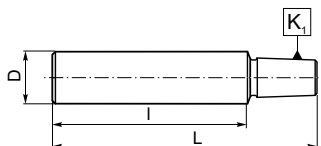
Code No / Kod Nr	D	K1 Morse	L
0642 118 753 005	20	1	75
0642 118 753 107	25	1	75
0642 118 754 607		1	89
0642 118 753 209		2	75
0642 118 754 709		2	100
0642 118 754 800	32	1	89
0642 118 753 252		1	100
0642 118 753 300		2	100
0642 118 753 402		3	100
0642 118 754 108		3	120
0642 118 754 902	40	1	89
0642 118 753 456		1	100
0642 118 753 504		2	100
0642 118 753 606		3	100
0642 118 754 200		3	120
0642 118 753 708		4	120
0642 118 754 301		4	152
0642 118 755 109	50	2	100
0642 118 754 403		3	120
0642 118 754 505		4	152

Typical order/Sposób zamawiania: 0642 118 753 504 lub 1875-40-2-100

## Type 5348

DRILL CHUCK MANDRELS for drill chucks taper DIN 238

TRZPIENIE do uchwytów wiertarskich ze stożkiem DIN 238



- Completely hardened and ground
- Cały trzpień hartowany i szlifowany

## DIN 1835

Code No / Kod Nr	D	I	K1 DIN	L
0642 153 480 005	8	35	B10	55.5
0642 153 480 300	10	48	B12	72.5
0642 153 480 107		50	B10	69.5
0642 153 480 209		50	B12	74.5
0642 153 480 211		50	B16	83.5
0642 153 480 504	12	50	B16	83.5
0642 153 480 606		60	B16	93.5
0642 153 480 708	16	50	B16	81.0
0642 153 480 812		70	B16	101.0
0642 153 480 800		70	B18	110.0
0642 153 481 108	20	30	B16	63.0
0642 153 481 505		60	B12	87.0
0642 153 481 200		60	B16	93.0
0642 153 481 607		60	B18	100.0
0642 153 481 301	25	75	B16	109.0
0642 153 481 416	30	70	B16	106.0
0642 153 481 403		70	B18	112.0

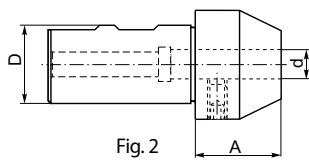
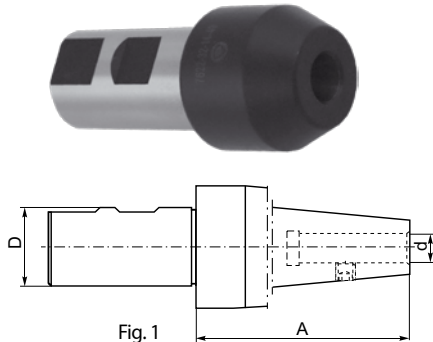
Typical order/Sposób zamawiania: 0642 153 480 504 lub 5348-12x50-B16



## Type 7622

**REDUCING BUSHINGS** for cutters with cylindrical shank and weldon flat DIN 1835-B

**REDUKTORY** do narzędzi z chwytem walcowym Weldon'a DIN 1835-B



## DIN 1835

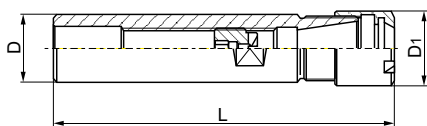
Code No / Kod Nr	D	d	A	Fig.	
0642 176 220 103	20	6	30	2	U-4131/0
0642 176 220 205		8	30	2	U-4132/0
0642 176 220 307		10	30	2	U-4133/0
0642 176 220 409		12	35	2	U-4134/0
0642 176 221 104	32	6	25	2	U-4131/0
0642 176 221 206		8	25	2	U-4132/0
0642 176 221 308		10	30	2	U-4133/0
0642 176 221 400		12	35	2	U-4134/0
0642 176 221 501		14	40	2	U-4134/0
0642 176 221 603		16	40	2	U-4135/0
0642 176 221 705		18	40	2	U-4136/0
0642 176 221 807		20	40	2	U-4136/0
0642 176 222 105	40	8	175	1	U-7381/0
0642 176 222 207		10	175	1	U-7381/0
0642 176 222 309		12	175	1	U-7381/0
0642 176 222 400		16	175	1	S-2628/0
0642 176 222 502		20	175	1	S-2628/0
0642 176 222 604		25	175	1	S-2628/0
0642 176 222 706		32	180	1	S-2628/0

Typical order/Sposób zamawiania: 0642 176 221 807 lub 7622-32-20

## Type 7812

**COLLET CHUCKS ER** for tool with cylindrical shank

**OPRAWKI ZACISKOWE** (do tulejek ER DIN 6499) do narzędzi z chwytem walcowym



## DIN 1835

Code No / Kod Nr	D	Collet Tulejka	L	Capacity Zakres	D1		
0642 178 122 421	16	ER16	160	2-10	22	9833-16S	M10x11LH
0642 178 121 420	20	ER16	100	2-10	22	9833-16S	M12x1,5x14LH
0642 178 120 007		ER16	160	2-10	22	9833-16S	M12x1,5x14LH

Typical order/Sposób zamawiania: 0642 178 120 007 lub 7812-20-16-160

**Standard accessories:**

Nut - page 121  
screw

**Wyposażenie podstawowe:**

Nakrętka - str. 121  
wkręt

**Optional accessories:**

Collets - page 107  
wrench - page 121

**Wyposażenie dodatkowe:**

Tulejki zaciskowe - str. 107  
klucz - str. 121

## Type 7812

**COLLET CHUCKS ER - SET** for tool with cylindrical shank

**OPRAWKI ZACISKOWE ER - KOMPLET** do narzędzi z chwytem walcowym



## DIN 1835

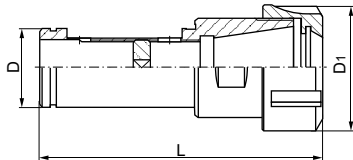
Code No / Kod Nr	D	Collet Tulejka	L	Capacity Zakres	Full set pieces Ilość tulejek
0642 178 122 406	16	ER16	160	2-10	8
0642 178 121 405	20	ER16	100	2-10	8
0642 178 120 200		ER16	160	2-10	8



Typical order/Sposób zamawiania: 0642 178 120 200 lub 7812-20-16-160 SET

## Type 7815

COLLET CHUCKS ER for tool with cylindrical shank

OPRAWKI ZACISKOWE (do tulejek ER DIN 6499) do narzędzi z chwytem walcowym



Code No / Kod Nr	D	Collet Tulejka	L	Capacity Zakres	D1		
0642 178 151 206	32	ER32	110	2-20	50	9833-32	M22x1,5x10LH
0642 178 152 207	40	ER32	117	2-20	50	9833-32	M22x1,5x10LH

Typical order/Sposób zamawiania: 0642 178 152 207 lub 7815-40-32

**Standard accessories:**

Nut - page 121  
screw

**Wyposażenie podstawowe:**

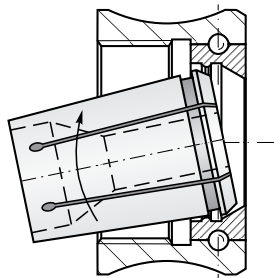
Nakrętka - str. 121  
wkręt

**Optional accessories:**

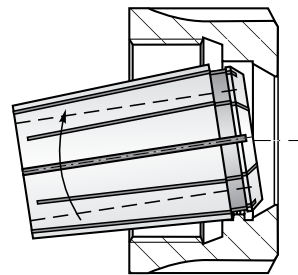
Collets - page 107  
wrench - page 121

**Wyposażenie dodatkowe:**

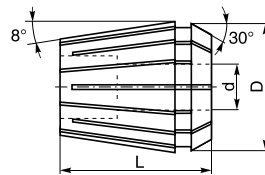
Tulejki zaciskowe - str. 107  
klucz - str. 121

**CLAMPING OF TOOLS IN COLLET HOLDERS**
**MOCOWANIE NARZĘDZI W TULEJKACH ZACISKOWYCH**


- To use, first insert the collet into the chuck nut by squeezing the collet and pressing the face into the chuck nut's collar ring until the collet's collar is fully seated
- Then load the collet into the chuck
- Put the tool into the collet's hole and clamp the nut by the wrench
- For collet removal simply squeeze the collet while pulling it from chuck nut at the angle.



- Do nakrętki wkładamy tulejkę pod kątem
- Zaczepić kanałkiem tulejki o mimiśrodkowy występ nakrętki (dla 7618) lub o cylindryczny występ nakrętki (dla 7642)
- Wcisnąć tulejkę w nakrętkę i włożyć do oprawki
- W tulejkę włożyć narzędzie i dokręcić nakrętkę
- Przy wyjmowaniu tulejki należy czynności wykonać w odwrotnej kolejności.

**Type 7618**
**COLLETS ER (DIN 6499) for tool with cylindrical shank**
**TULEJKI ZACISKOWE ER (DIN 6499) do narzędzi z chwytem cylindrycznym**


Code No / Kod Nr	Collet Tulejka	Range Zakres	D	L
0642 176 180 003	ER16	3-2	17	27,5
0642 176 180 105		4-3	17	27,5
0642 176 180 207		5-4	17	27,5
0642 176 180 309		6-5	17	27,5
0642 176 180 400		7-6	17	27,5
0642 176 180 502		8-7	17	27,5
0642 176 180 604		9-8	17	27,5
0642 176 180 706		10-9	17	27,5
0642 176 181 004	ER20	3-2	21	31,5
0642 176 181 106		4-3	21	31,5
0642 176 181 208		5-4	21	31,5
0642 176 181 300		6-5	21	31,5
0642 176 181 401		7-6	21	31,5
0642 176 181 503		8-7	21	31,5
0642 176 181 605		9-8	21	31,5
0642 176 181 707		10-9	21	31,5
0642 176 181 809		11-10	21	31,5
0642 176 181 900		12-11	21	31,5
0642 176 182 005		13-12	21	31,5
0642 176 183 505	ER25	3-2	26	34,0
0642 176 183 607		4-3	26	34,0
0642 176 183 709		5-4	26	34,0
0642 176 183 800		6-5	26	34,0
0642 176 183 902		7-6	26	34,0
0642 176 184 007		8-7	26	34,0
0642 176 184 109		9-8	26	34,0
0642 176 184 200		10-9	26	34,0
0642 176 184 302		11-10	26	34,0
0642 176 184 404		12-11	26	34,0
0642 176 184 506		13-12	26	34,0
0642 176 184 608		14-13	26	34,0
0642 176 184 700		15-14	26	34,0
0642 176 184 801		16-15	26	34,0

Code No / Kod Nr	Collet Tulejka	Range Zakres	D	L
0642 176 185 100	ER32	3-2	33	40,0
0642 176 185 201		4-3	33	40,0
0642 176 185 303		5-4	33	40,0
0642 176 185 405		6-5	33	40,0
0642 176 185 507		7-6	33	40,0
0642 176 185 609		8-7	33	40,0
0642 176 185 700		9-8	33	40,0
0642 176 185 802		10-9	33	40,0
0642 176 185 904		11-10	33	40,0
0642 176 186 009		12-11	33	40,0
0642 176 186 100		13-12	33	40,0
0642 176 186 202		14-13	33	40,0
0642 176 186 304		15-14	33	40,0
0642 176 186 406		16-15	33	40,0
0642 176 186 508		17-16	33	40,0
0642 176 186 600		18-17	33	40,0
0642 176 186 701		19-18	33	40,0
0642 176 186 803		20-19	33	40,0
0642 176 187 101	ER40	3-2	41	46,0
0642 176 187 203		4-3	41	46,0
0642 176 187 305		5-4	41	46,0
0642 176 187 407		6-5	41	46,0
0642 176 187 509		7-6	41	46,0
0642 176 187 600		8-7	41	46,0
0642 176 187 702		9-8	41	46,0
0642 176 187 804		10-9	41	46,0
0642 176 187 906		11-10	41	46,0
0642 176 188 000		12-11	41	46,0
0642 176 188 102		13-12	41	46,0
0642 176 188 204		14-13	41	46,0
0642 176 188 306		15-14	41	46,0
0642 176 188 408		16-15	41	46,0
0642 176 188 500		17-16	41	46,0
0642 176 188 601		18-17	41	46,0
0642 176 188 703		19-18	41	46,0
0642 176 188 805		20-19	41	46,0
0642 176 188 907		21-20	41	46,0
0642 176 189 001		22-21	41	46,0
0642 176 189 103		23-22	41	46,0
0642 176 189 205		24-23	41	46,0
0642 176 189 307		25-24	41	46,0
0642 176 189 409		26-25	41	46,0

Typical order/Sposób zamawiania: 0642 176 180 003 lub 7618-3-16

## Type 7618

COLLETS ER (DIN 6499) for tool with cylindrical shank

TULEJKI ZACISKOWE ER (DIN 6499) do narzędzi z chwytem cylindrycznym



Code No / Kod Nr	Collet Tulejka	Range Zakres d	Full set pieces Ilość tulejek
0642 176 180 808	ER16	2-10	8
0642 176 182 107	ER20	2-13	11
0642 176 184 896	ER25	2-16	14
0642 176 186 816	ER32	2-20	18
0642 176 189 411	ER40	2-26	24

## Type 7600

ER COLLETS - SET (without chuck) for SA, BT, DIN

TULEJKI ZACISKOWE ER - KPL (bez oprawki) do SA, BT, DIN



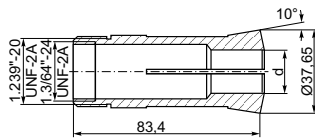
Code No / Kod Nr	Size Wielkość	7:24	Collet 7618 ER DIN 6499	Pcs.	Capacity Zakres	A max
0642 176 000 000	30-16-8-80	30	16-3,4,5,6,7,8,9,10	8	2-10	80
0642 176 000 306	30/40-32-8-80	30, 40	32-6,8,10,12,14,16,18,20	8	5-20	80
0642 176 000 805	30/40-32-8-80PL	30, 40	32-4,5,6,8,10,12,16,20	8PL	3-20	80
0642 176 000 859	30/40-32-18-80	30, 40	32-3,4,5,6,7,8,9,10,11,12, 13,14,15,16,17,18,19,20	18	2-20	80
0642 176 000 887	40-25-14-60	40	25-3,4,5,6,7,8,9,10,11,12, 13,14,15,16	14	2-16	60
0642 176 000 950	40-32-10-70	40	32-3,4,6,8,10,12,14,16,18,20	10	2-20	70
0642 176 000 907	40-32-18-80-130	40	32-3,4,5,6,7,8,9,10,11,12,13, 14,15,16,17,18,19,20	18	2-20	80-130
0642 176 001 001	40-40-24-80	40	40-3,4,5,6,7,8,9,10,11,12,13, 14,15,16,17,18,19,20,21, 22,23,24,25,26	24	2-26	80
0642 176 001 409	50-32-8-70PL	50	32-4,5,6,8,10,12,16,20	8PL	3-20	70
0642 176 001 452	50-32-18-130	50	32-3,4,5,6,7,8,9,10,11,12,13, 14,15,16,17,18,19,20	18	2-20	130
0642 176 001 500	50-40-24-130	50	40-3,4,5,6,7,8,9,10,11,12,13, 14,15,16,17,18,19,20,21, 22,23,24,25,26	24	2-26	130
0642 176 000 874	40-16-8-150S	40	16-3,4,5,6,7,8,9,10	8	2-10	150
0642 176 001 205	50-16-8-150S	50	16-3,4,5,6,7,8,9,10	8	2-10	150

Typical order/Sposób zamawiania: 0642 176 000 000 lub 7600-30-16-8-80

## Type 3000

### COLLETS 5C

#### TULEJKI ZACISKOWE 5C



Code No / Kod Nr	Size Wielkość	D
0642 830 000 002	5C-3	3
0642 830 000 104	5C-4	4
0642 830 000 186	5C-5	5
0642 830 000 262	5C-6	6
0642 830 000 400	5C-7	7
0642 830 000 440	5C-8	8
0642 830 000 481	5C-9	9
0642 830 000 542	5C-10	10
0642 830 000 603	5C-11	11
0642 830 000 644	5C-12	12
0642 830 000 685	5C-13	13
0642 830 000 720	5C-14	14
0642 830 000 761	5C-15	15
0642 830 000 807	5C-16	16
0642 830 000 848	5C-17	17
0642 830 000 889	5C-18	18
0642 830 000 924	5C-19	19
0642 830 000 965	5C-20	20
0642 830 001 003	5C-21	21
0642 830 001 044	5C-22	22
0642 830 001 085	5C-23	23
0642 830 001 120	5C-24	23
0642 830 001 161	5C-25	25
0642 830 001 207	5C-26	26

Typical order/Sposób zamawiania: 0642 830 000 002 lub 3000-5C-3

## Type 3000

### COLLETS 5C - SET

#### TULEJKI ZACISKOWE 5C - KOMPLET



Code No / Kod Nr	Collet Tulejka	Range Zakres d	Full set pieces Ilość tulejek
0642 830 004 403	5C	3-26	24
0642 830 004 505	5C	3-25	45

Typical order/Sposób zamawiania: 0642 830 004 403 lub 3000-5C-3-26

## DEAD LENGTH COLLETS 173E

TULEJE ZACISKOWE 173E do automatów tokarskich

### Profil otworu



EG  
cylinder  
gładki

plain



EO  
cylinder  
rowkowy

cross



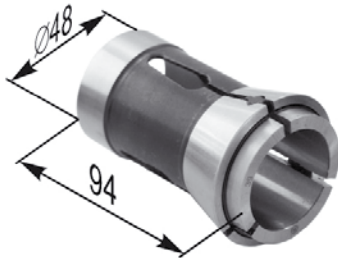
S  
6-kąt

hexagone



K  
kwadrat

square



Symbol	Profil	KTM
3010-48-1 EG	1	0642 830 102 103
3010-48-2 EG	2	0642 830 102 129
3010-48-3 EG	3	0642 830 102 205
3010-48-4 EG	4	0642 830 102 220
3010-48-5 EG	5	0642 830 102 246
3010-48-6 EG	6	0642 830 102 261
3010-48-7 EG	7	0642 830 102 287
3010-48-8 EG	8	0642 830 102 310
3010-48-9 EG	9	0642 830 102 335

Symbol	Profil	KTM
3010-48-9 EO	9	0642 830 102 322
3010-48-10 EO	10	0642 830 102 348
3010-48-11 EO	11	0642 830 102 363
3010-48-12 EO	12	0642 830 102 389
3010-48-13 EO	13	0642 830 102 409
3010-48-14 EO	14	0642 830 102 424
3010-48-15 EO	15	0642 830 102 440
3010-48-16 EO	16	0642 830 102 465
3010-48-17 EO	17	0642 830 102 480
3010-48-18 EO	18	0642 830 102 500
3010-48-19 EO	19	0642 830 102 526
3010-48-20 EO	20	0642 830 102 541
3010-48-21 EO	21	0642 830 102 567
3010-48-22 EO	22	0642 830 102 582
3010-48-23 EO	23	0642 830 102 602
3010-48-24 EO	24	0642 830 102 628
3010-48-25 EO	25	0642 830 102 643
3010-48-26 EO	26	0642 830 102 669
3010-48-27 EO	27	0642 830 102 684
3010-48-28 EO	28	0642 830 102 704
3010-48-29 EO	29	0642 830 102 720
3010-48-30 EO	30	0642 830 102 745
3010-48-31 EO	31	0642 830 102 760
3010-48-32 EO	32	0642 830 102 786
3010-48-33 EO	33	0642 830 102 806
3010-48-34 EO	34	0642 830 102 821
3010-48-35 EO	35	0642 830 102 847
3010-48-36 EO	36	0642 830 102 862
3010-48-37 EO	37	0642 830 102 888
3010-48-38 EO	38	0642 830 102 908
3010-48-39 EO	39	0642 830 102 923
3010-48-40 EO	40	0642 830 102 949
3010-48-41 EO	41	0642 830 102 964
3010-48-42 EO	42	0642 830 102 980

Symbol	Profil	KTM
3010-48-4 S	4	0642 830 105 004
3010-48-5 S	5	0642 830 105 020
3010-48-6 S	6	0642 830 105 045
3010-48-7 S	7	0642 830 105 060
3010-48-8 S	8	0642 830 105 086
3010-48-9 S	9	0642 830 105 106
3010-48-10 S	10	0642 830 105 121
3010-48-11 S	11	0642 830 105 147
3010-48-12 S	12	0642 830 105 162
3010-48-13 S	13	0642 830 105 188
3010-48-14 S	14	0642 830 105 208
3010-48-15 S	15	0642 830 105 223
3010-48-16 S	16	0642 830 105 249
3010-48-17 S	17	0642 830 105 264
3010-48-19 S	19	0642 830 105 300
3010-48-22 S	22	0642 830 105 366
3010-48-24 S	24	0642 830 105 401
3010-48-27 S	27	0642 830 105 468
3010-48-30 S	30	0642 830 105 529
3010-48-32 S	32	0642 830 105 560
3010-48-36 S	36	0642 830 105 646

Symbol	Profil	KTM
3010-48-4 K	4	0642 830 106 005
3010-48-5 K	5	0642 830 106 020
3010-48-6 K	6	0642 830 106 046
3010-48-7 K	7	0642 830 106 061
3010-48-8 K	8	0642 830 106 087
3010-48-9 K	9	0642 830 106 107
3010-48-10 K	10	0642 830 106 122
3010-48-11 K	11	0642 830 106 148
3010-48-12 K	12	0642 830 106 163
3010-48-13 K	13	0642 830 106 189
3010-48-14 K	14	0642 830 106 209
3010-48-16 K	16	0642 830 106 224
3010-48-17 K	17	0642 830 106 237
3010-48-18 K	18	0642 830 106 240
3010-48-20 K	20	0642 830 106 265
3010-48-22 K	22	0642 830 106 280
3010-48-24 K	24	0642 830 106 300
3010-48-25 K	25	0642 830 106 326
3010-48-28 K	28	0642 830 106 341
3010-48-30 K	30	0642 830 106 367

**Type 3010-66**
**DIN 6343**
**DEAD LENGTH COLLETS 185 E**
**TULEJE ZACISKOWE 185 E do automatów tokarskich**
**Profil otworu**

**EG**  
cylinder  
gładki

plain


**EO**  
cylinder  
rowkowany

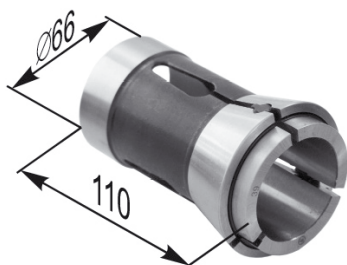
cross


**S**  
6-ką

hexagone


**K**  
kwadrat

square



Symbol	Profil	KTM
3010-66-3 EG	3	0642 830 103 364
3010-66-4 EG	4	0642 830 103 400
3010-66-5 EG	5	0642 830 103 425
3010-66-6 EG	6	0642 830 103 440
3010-66-7 EG	7	0642 830 103 466
3010-66-8 EG	8	0642 830 103 494
3010-66-9 EG	9	0642 830 103 514

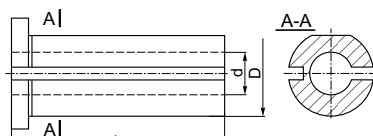
Symbol	Profil	KTM
3010-66-9 EO	9	0642 830 103 501
3010-66-10 EO	10	0642 830 103 527
3010-66-11 EO	11	0642 830 103 542
3010-66-12 EO	12	0642 830 103 568
3010-66-13 EO	13	0642 830 103 583
3010-66-14 EO	14	0642 830 103 603
3010-66-15 EO	15	0642 830 103 629
3010-66-16 EO	16	0642 830 103 644
3010-66-17 EO	17	0642 830 103 660
3010-66-18 EO	18	0642 830 103 685
3010-66-19 EO	19	0642 830 103 705
3010-66-20 EO	20	0642 830 103 720
3010-66-21 EO	21	0642 830 103 746
3010-66-22 EO	22	0642 830 103 761
3010-66-23 EO	23	0642 830 103 787
3010-66-24 EO	24	0642 830 103 807
3010-66-25 EO	25	0642 830 103 822
3010-66-26 EO	26	0642 830 103 848
3010-66-27 EO	27	0642 830 103 863
3010-66-28 EO	28	0642 830 103 889
3010-66-29 EO	29	0642 830 103 909
3010-66-30 EO	30	0642 830 103 924
3010-66-31 EO	31	0642 830 103 940
3010-66-32 EO	32	0642 830 103 965
3010-66-33 EO	33	0642 830 103 980
3010-66-34 EO	34	0642 830 103 003
3010-66-35 EO	35	0642 830 103 029
3010-66-36 EO	36	0642 830 103 044
3010-66-37 EO	37	0642 830 103 060
3010-66-38 EO	38	0642 830 103 085
3010-66-39 EO	39	0642 830 103 105
3010-66-40 EO	40	0642 830 103 120
3010-66-41 EO	41	0642 830 103 146
3010-66-42 EO	42	0642 830 103 161
3010-66-43 EO	43	0642 830 103 187
3010-66-44 EO	44	0642 830 103 207
3010-66-45 EO	45	0642 830 103 222
3010-66-46 EO	46	0642 830 103 248
3010-66-47 EO	47	0642 830 103 263
3010-66-48 EO	48	0642 830 103 289
3010-66-49 EO	49	0642 830 103 309
3010-66-50 EO	50	0642 830 103 324
3010-66-51 EO	51	0642 830 103 340
3010-66-52 EO	52	0642 830 103 365
3010-66-53 EO	53	0642 830 103 380
3010-66-54 EO	54	0642 830 103 400
3010-66-55 EO	55	0642 830 103 426
3010-66-56 EO	56	0642 830 103 441
3010-66-57 EO	57	0642 830 103 467
3010-66-58 EO	58	0642 830 103 482
3010-66-59 EO	59	0642 830 103 502
3010-66-60 EO	60	0642 830 103 528

Symbol	Profil	KTM
3010-66-4 S	4	0642 830 107 006
3010-66-5 S	5	0642 830 107 021
3010-66-6 S	6	0642 830 107 047
3010-66-7 S	7	0642 830 107 062
3010-66-8 S	8	0642 830 107 088
3010-66-9 S	9	0642 830 107 108
3010-66-10 S	10	0642 830 107 123
3010-66-11 S	11	0642 830 107 149
3010-66-12 S	12	0642 830 107 164
3010-66-13 S	13	0642 830 107 180
3010-66-14 S	14	0642 830 107 200
3010-66-15 S	15	0642 830 107 225
3010-66-16 S	16	0642 830 107 240
3010-66-17 S	17	0642 830 107 266
3010-66-19 S	19	0642 830 107 281
3010-66-22 S	22	0642 830 107 301
3010-66-24 S	24	0642 830 107 327
3010-66-27 S	27	0642 830 107 342
3010-66-30 S	30	0642 830 107 368
3010-66-32 S	32	0642 830 107 383
3010-66-36 S	36	0642 830 107 403
3010-66-38 S	38	0642 830 107 429
3010-66-41 S	41	0642 830 107 444
3010-66-46 S	46	0642 830 107 460
3010-66-50 S	50	0642 830 107 485

Symbol	Profil	KTM
3010-66-4 K	4	0642 830 108 007
3010-66-5 K	5	0642 830 108 022
3010-66-6 K	6	0642 830 108 048
3010-66-7 K	7	0642 830 108 063
3010-66-8 K	8	0642 830 108 089
3010-66-9 K	9	0642 830 108 109
3010-66-10 K	10	0642 830 108 124
3010-66-11 K	11	0642 830 108 140
3010-66-12 K	12	0642 830 108 165
3010-66-13 K	13	0642 830 108 180
3010-66-14 K	14	0642 830 108 200
3010-66-16 K	16	0642 830 108 226
3010-66-18 K	18	0642 830 108 241
3010-66-20 K	20	0642 830 108 267
3010-66-22 K	22	0642 830 108 282
3010-66-24 K	24	0642 830 108 302
3010-66-25 K	25	0642 830 108 328
3010-66-28 K	28	0642 830 108 343
3010-66-30 K	30	0642 830 108 369
3010-66-32 K	32	0642 830 108 384
3010-66-36 K	36	0642 830 108 404
3010-66-40 K	40	0642 830 108 420

## Type 1226

REDUCING SLEEVE  
TULEJA REDUKCYJNA



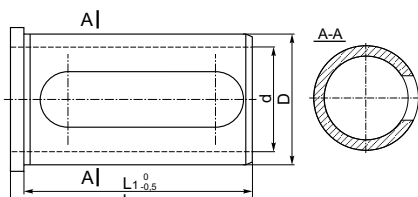
Code No / Kod Nr	D	d	L
0642 412 260 000	20	8	50
0642 412 260 012	20	10	50
0642 412 260 025	20	12	50
0642 412 260 038	20	8	60
0642 412 260 040	20	10	60
0642 412 260 053	20	12	60
0642 412 260 101	25	8	50
0642 412 260 114	25	10	50
0642 412 260 127	25	12	50
0642 412 260 130	25	16	50
0642 412 260 142	25	8	60
0642 412 260 155	25	10	60
0642 412 260 168	25	12	60
0642 412 260 170	25	16	60

Code No / Kod Nr	D	d	L
0642 412 260 183	25	12	75
0642 412 260 196	25	16	75
0642 412 260 203	32	8	60
0642 412 260 216	32	10	60
0642 412 260 229	32	12	60
0642 412 260 231	32	16	60
0642 412 260 244	32	20	60
0642 412 260 257	32	25	60
0642 412 260 260	32	12	75
0642 412 260 272	32	16	75
0642 412 260 285	32	20	75
0642 412 260 298	32	25	75
0642 412 260 305	40	12	75
0642 412 260 359	40	8	75
0642 412 260 361	40	10	75
0642 412 260 318	40	16	75
0642 412 260 320	40	20	75
0642 412 260 333	40	25	75
0642 412 260 346	40	32	75
0642 412 260 407	50	12	75
0642 412 260 410	50	16	75
0642 412 260 422	50	20	75
0642 412 260 435	50	25	75
0642 412 260 448	50	32	75
0642 412 260 450	50	40	75

Typical order/Sposób zamawiania: 0642 412 260 450 lub 1226-50-40-75

## Type 1247

REDUCING SLEEVE  
TULEJA REDUKCYJNA

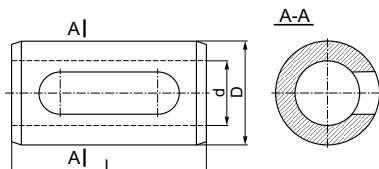


Code No / Kod Nr	D	d	L	L1
0642.412.471.105	32	10	64	60
0642.412.471.207	32	12	64	60
0642.412.471.309	32	16	64	60
0642.412.471.400	32	20	64	60
0642.412.471.502	32	25	64	60
0642.412.472.106	40	10	74	70
0642.412.472.208	40	12	74	70
0642.412.472.300	40	16	74	70
0642.412.472.401	40	20	74	70
0642.412.472.503	40	25	74	70
0642.412.472.605	40	32	74	70

Typical order/Sposób zamawiania: 0642 412 472 605 lub 1247-40-32

## Type 1248

REDUCING SLEEVE  
TULEJA REDUKCYJNA

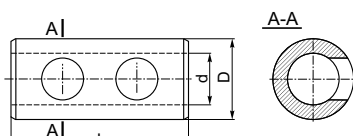



Code No / Kod Nr	D	d	L
0642.412.480.204	32	12	60
0642.412.480.217	32	16	60
0642.412.480.220	32	20	60
0642.412.480.232	32	25	60

Typical order/Sposób zamawiania: 0642 412 480 232 lub 1248-32-25

## Type 1249

REDUCING SLEEVE  
TULEJA REDUKCYJNA



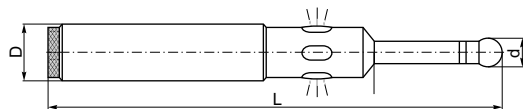
Code No / Kod Nr	D	d	L
0642.412.490.100	20	8	48
0642.412.490.113	20	10	48
0642.412.490.126	20	12	48
0642.412.490.139	20	16	48
0642.412.490.141	25	5	55
0642.412.490.167	25	8	55
0642.412.490.170	25	10	55
0642.412.490.182	25	12	55
0642.412.490.195	25	16	55
0642.412.490.154	25	18	55
0642.412.490.202	25	20	55

Typical order/Sposób zamawiania: 0642 412 490 202 lub 1249-25-20



## Type 1911

OPTICAL EDGE FINDER  
CZUJNIK DOTYKOWY



- Quick locating edges of workpieces
- saving time of tools positioning for milling machines, jog borers and other machine tools
- accuracy 0,005 mm
- when the finder is used in connection with the control system of machine tool or CNC system it gives possibility of:
  - measuring of inside or outside dimension of workpiece
  - centring and measuring of bores diameters
  - measuring of highness and deepness
- using 2 dry batteries 1.5V (not included).

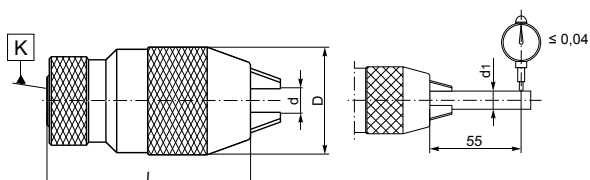
Code No / Kod Nr	Type	D	d	L
0642 919 110 202	1911-LS	20	10	157

Typical order/Sposób zamawiania: 0642 919 110 202 lub 1911-20x157

- szybkie ustalenie położenia krawędzi przedmiotów obrabianych
- uzyskanie na czasie przy pozycjonowaniu narzędzi na frezarkach, wiertarkach i innych obrabiarkach
- dokładność 0,005 mm
- gdy czujnik używany jest w połączeniu z systemem pomiarowym obrabiarki lub systemem CNC możliwe jest:
  - mierzenie wymiarów wewnętrznych i zewnętrznych przedmiotu obrabianego
  - centrowanie i pomiar średnic otworów
  - mierzenie wysokości i głębokości
- dwie baterie 1,5V (nie stanowią wyposażenia)

## Type 5133

KEYLESS DRILL CHUCKS  
UCHWYT WIERTARSKI bezkluczowy



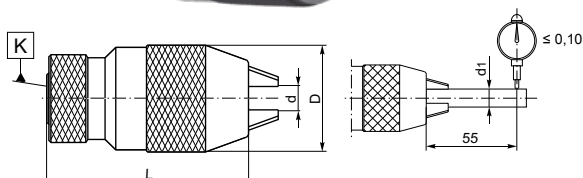
Code No / Kod Nr	precision / precyzyjny		standard / standardowy		dmax	K	Capacity Zakres	D	L	d1
	Concentr. error max. Bicie max.	Code No / Kod Nr	Concentr. error max. Bicie max.	Code No / Kod Nr						
0642 151 331 209	0,04	0642 151 331 211	0,15		10	B12	0,5-10	43	84	6; 10
0642 151 332 200		0642 151 332 212				J2				
0642 151 332 460		0642 151 332 472				J33				
0642 151 331 300	0,04	0642 151 331 313	0,15		13	B12	1-13	50	95	6; 13
0642 151 331 402		0642 151 331 415				B16				
0642 151 332 301		0642 151 332 314				J2				
0642 151 332 403		0642 151 332 416				J6				
0642 151 332 505		0642 151 332 518				J33				
0642 151 335 304	0,04	0642 151 335 317	0,15		16	B16	3-16	58	103	6; 16
0642 151 335 406		0642 151 335 419				B18				109
0642 151 336 407		0642 151 336 410				J6				103
0642 151 336 509		0642 151 335 511				J3				109

Typical order (class I)/Sposób zamawiania (klasa I): 0642 151 331 209 lub 5133-10-B12-I

Typical order (class II)/Sposób zamawiania (klasa II): 0642 151 331 211 lub 5133-10-B12-II

## Type 5134-EKO

KEYLESS DRILL CHUCKS  
UCHWYT WIERTARSKI bezkluczowy



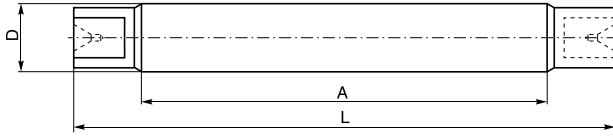
Code No / Kod Nr	dmax	K	Capacity Zakres	D	L	d1
0642 151 341 207	10	B12	0,5-10	40	85,5	6; 10
0642 151 341 309		B16	0,5-10	40	85,5	6; 10
0642 151 342 208		1/2"-20	0,5-10	40	94,5	6; 10
0642 151 341 400	13	B12	1-13	43	84,5	6; 13
0642 151 341 502		B16	1-13	43	84,5	6; 13
0642 151 342 401		3/8"-24	1-13	43	93,5	6; 13
0642 151 342 503		1/2"-20	1-13	43	93,5	6; 13
0642 151 341 706	16	B16	3-16	50	94,5	6; 16
0642 151 341 808		B18	3-16	50	100,5	6; 16
0642 151 342 707		1/2"-20	3-16	50	103,5	6; 16
0642 151 342 809		5/8"-16	3-16	50	103,5	6; 16

Typical order/Sposób zamawiania: 0642 151 342 706 lub 5134-EKO-16-B16

## Type 8500

LATHE MANDRELS plain solid with flat driver

TRZPIENIE TOKARSKIE stałe z zabierakami płaskimi



## DIN 523


Code No / Kod Nr	D	A	L
0642 585 000 008	3	36	55
0642 585 000 100	3,2	45	65
0642 585 000 201	3,5	45	65
0642 585 000 303	4	45	65
0642 585 000 405	4,5	50	70
0642 585 000 507	5	50	70
0642 585 000 609	6	50	70
0642 585 000 700	7	65	85
0642 585 000 802	8	65	85
0642 585 000 904	9	71	95
0642 585 001 009	10	71	95
0642 585 001 100	11	87	115
0642 585 001 202	12	87	115
0642 585 001 304	13	87	115
0642 585 001 406	14	87	115
0642 585 001 508	15	96	130
0642 585 001 600	16	96	130
0642 585 001 701	17	96	130
0642 585 001 803	18	96	130
0642 585 001 905	19	124	160
0642 585 002 000	20	124	160
0642 585 002 101	21	124	160
0642 585 002 203	22	124	160
0642 585 002 305	23	130	170
0642 585 002 407	24	130	170
0642 585 002 509	25	130	170
0642 585 002 600	26	130	170
0642 585 002 702	27	137	185
0642 585 002 804	28	137	185
0642 585 003 000	30	137	185
0642 585 003 204	32	170	220
0642 585 003 408	34	170	220
0642 585 003 500	35	178	230
0642 585 003 601	36	178	230

Code No / Kod Nr	D	A	L
0642 585 003 703	37	178	230
0642 585 003 805	38	178	230
0642 585 004 001	40	187	245
0642 585 004 205	42	187	245
0642 585 004 409	44	187	245
0642 585 004 500	45	199	265
0642 585 004 602	46	199	265
0642 585 004 806	48	199	265
0642 585 005 002	50	199	265
0642 585 005 206	52	231	305
0642 585 005 400	54	231	305
0642 585 005 501	55	231	305
0642 585 005 603	56	231	305
0642 585 005 807	58	231	305
0642 585 006 003	60	231	305
0642 585 006 207	62	248	330
0642 585 006 309	63	248	330
0642 585 006 502	65	248	330
0642 585 006 808	68	248	330
0642 585 007 004	70	248	330
0642 585 007 106	71	266	360
0642 585 007 208	72	266	360
0642 585 007 503	75	266	360
0642 585 007 809	78	266	360
0642 585 008 005	80	266	360
0642 585 008 209	82	298	400
0642 585 008 504	85	298	400
0642 585 008 800	88	298	400
0642 585 009 006	90	298	400
0642 585 009 200	92	316	430
0642 585 009 505	95	316	430
0642 585 009 800	98	316	430
0642 585 009 902	100	316	430

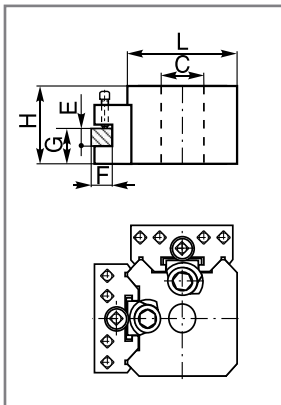
Typical order/Sposób zamawiania: 0642 585 000 008 lub 8500-3

# Type 4414

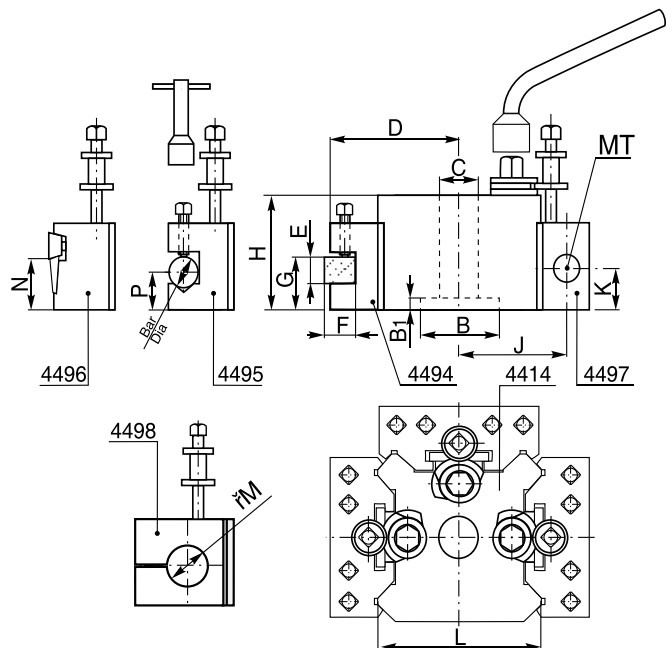
QUICK CHANGE TOOLPOST  
 SZYBKOWYMIENNY IMAK TOKARSKI



Size T.00.M  
 T.00.B  
 T.0

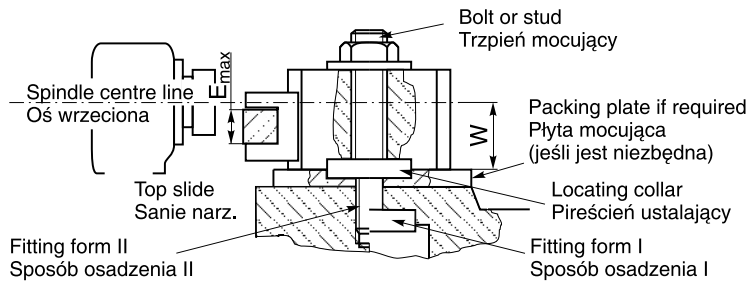


Size T.1  
 T.1.X  
 T.2  
 T.2.T  
 T.3  
 T.3.HX



Size	H	B	B1	C	D	E	F	Gmax	Gmin	Bar Dia	Pmax	Pmin	Taper	J	Kmax	Kmin	L	N	M
T.00.M	37,0	—	—	11,2	50,0	12	11,0	27,0	17,0	11,0	22,5	12,5	—	—	—	—	58,0	16,0	—
T.00.B	42,0	—	—	16,0	50,0	12	11,0	32,0	17,0	11,0	27,5	12,5	—	—	—	—	58,0	16,0	—
T.0	51,0	22,22	12,5	19,0	62,0	16	13,0	36,5	20,5	16,0	32,0	16,0	1	52,5	28,5	16,0	73,0	27,0	19,0
T.1	63,5	31,75	8,5	19,0	62,0	20	13,0	46,0	30,0	16,0	44,5	25,5	1	52,5	41,0	22,0	73,0	27,0	19,0
T.1.X	73,0	31,75	8,5	19,0	62,0	20	13,0	57,0	35,0	16,0	54,0	32,0	1&2	52,5	51,0	28,5	73,0	27,0	19,0
T.2	71,5	44,45	9,5	25,5	74,5	20	19,0	52,5	36,5	19,0	46,0	24,0	2	65,0	47,5	27,0	97,0	33,5	25,4
T.2.T	76,0	44,45	9,5	25,5	84,0	25	25,5	58,5	39,5	19,0	50,0	24,0	2	70,0	51,0	27,0	106,0	33,5	25,4
T.3	95,5	50,80	11,5	25,5	101,5	32	25,5	74,5	51,0	25,5	51,0	28,5	3	85,5	58,2	36,5	125,5	39,5	38,0
T.3.HX	108,0	50,80	11,5	25,5	101,5	32	25,5	84,0	62,0	25,5	65,0	41,0	3	85,5	58,2	36,5	125,5	39,5	38,0

## Type 4414



Size	W	max. tools size max.wym.narz. Emax	bolt size średnica trzp.
T.00	33,5-19,0	12	11,5
T.0	36,5-21,0	16	16,0
T.1	46,0-30,0	20	16,0
T.2	54,0-36,5	20	16,0
T.2.T	55,5-40,0	25	16,0
T.3	73,0-51,0	32	24,0

### Fitting Instructions

The Toolpost body is fixed to the centre lathe topline with a centre bolt or stud (see sketch). Where a tee slot is provided, a tee bolt of the appropriate size is employed.

The body is set square on the topline, flat face towards the operator; a hole should then be drilled and reamed into the topline to register with the locating pin. The depth of this hole need not exceed 8 mm.

The precision ground recess in the base of the main body is for locating purposes and a collar should be fitted as illustrated.

### Operating Instructions

1. Tool height is adjusted by the knurled sleeve and locked by the screw with the key provided.
2. Clamping and release of the toolholders is with a single action of the operating key.
3. Tools should be re-ground without removing them from the toolholders.
4. Sets of toolholders can be stored for specific component production and called up in the same way as other tooling fixtures.
5. The number of operations and tool changes is limited only by the number of toolholders used. Toolholders are available separately for all sizes of Quick Change Toolposts

### Instrukcja montażu

Korpus imaka osadzony jest na saniach narzędziowych tokarki przy pomocy trzpienia jak na rysunku. W otworze przeznaczonym do mocowania zwykłego imaka (np. czterożowego), osadzony jest odpowiedniej wielkości trzpień mocujący imaka szybkowymiennego.

Korpus jest umieszczony kwadratową podstawą na górnej powierzchni sań: płaską powierzchnią bez prowadnic zwrócony ku operatorowi. Otwór na trzpień ustalający powinien być wiercony i rozwiercany bazując na położeniu trzpienia w korpusie imaka a jego głębokość nie musi być większa niż 8 mm.

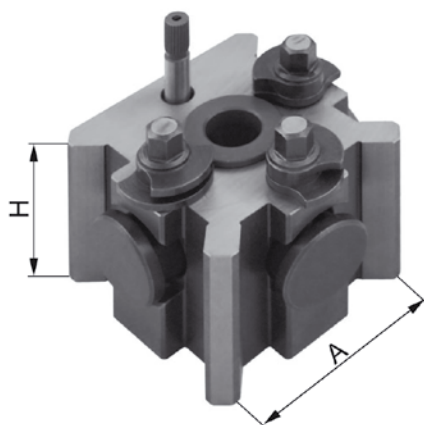
Precyzyjnie wykonany stopień otworu w korpusie służy do ustalenia imaka z wykorzystaniem pierścienia jak na rysunku.

### Instrukcja Obsługi

1. Wysokość narzędzia jest regulowana radełkowaną tulejką i ustalana śrubą przy pomocy klucza.
2. Mocowanie i zwalnianie oprawki odbywa się jednym ruchem załączonego klucza.
3. Wymiana narzędzia odbywa się łącznie z oprawką narzędziową.
4. Zestawy oprawek narzędziowych mogą być dowolnie kompletowane wg potrzeb produkcji i zamawiane podobnie jak inne wyroby narzędziowe.
5. Ilość wykonywanych operacji z danego imaka i możliwych zmian narzędzi ograniczona jest jedynie ilością posiadanych oprawek narzędziowych. Oprawki są dostępne oddzielnie dla wszystkich wymiarów imaków wg katalogu, oraz w dowolnej ilości poszczególnych rodzajów.

## Type 4414

QUICK CHANGE TOOLPOST  
SZYBKOWYMIENNY IMAK TOKARSKI

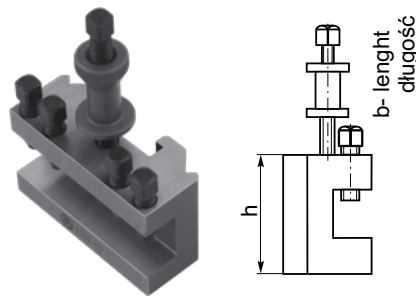


Code No / Kod Nr	TYPE	A x H	LATHE CAPACITY
0642 444 141 200	T.00.M	48x37	Up to 89 mm
0642 444 141 301	T.00.B	48x42	Up to 89 mm
0642 444 142 109	T.0	62x51	Up to 114 mm
0642 444 142 200	T.1	62x63	114 mm to 127 mm
0642 444 142 302	T.1.X	62x73	114 mm to 127 mm
0642 444 141 607	T.2	82x71	127 mm to 203 mm
0642 444 141 505	T.2.T	82x76	127 mm to 203 mm
0642 444 142 404	T.3	100x92	203 mm to 292 mm
0642 444 142 506	T.3.HX	100x108	203 mm to 292 mm

Dimensions in mm \* Wymiary w mm

## Type 4494

STANDARD TOOLHOLDERS  
OPRAWKA STANDARDOWA

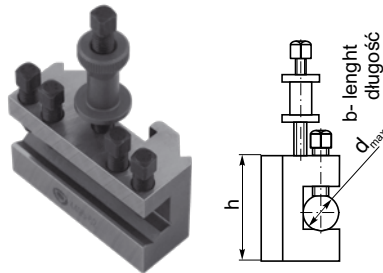


Code No / Kod Nr	Size Wielk.	USED ON Stosować do	b x h
0642 444 941 106	48	T.00M, T.00B	58x27
0642 444 942 107	62N	T.0	73x35
0642 444 942 209	62	T.1, T.1X	73x44
0642 444 941 401	82N	T.2	98,5x50
0642 444 941 300	82	T.2T	98,5x57
0642 444 942 300	100	T.3, T.3HX	124x70

Dimensions in mm \* Wymiary w mm

## Type 4495

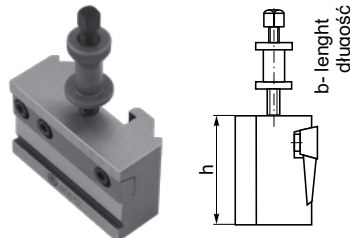
VEE TOOLHOLDERS  
OPRAWKA V



Code No / Kod Nr	Size Wielk.	USED ON Stosować do	Ødmax	b x h
0642 444 951 104	48	T.00M, T.00B	11,0	58x27
0642 444 952 105	62N	T.0	16,0	73x35
0642 444 952 207	62	T.1, T.1X	16,0	73x44
0642 444 951 400	82N	T.2	19,0	98,5x50
0642 444 951 308	82	T.2T	19,0	98,5x57
0642 444 952 309	100	T.3, 3HX	25,5	124x70

## Type 4496

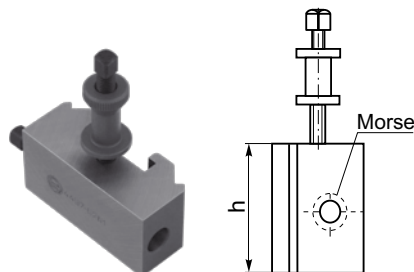
P/O TOOLHOLDERS  
OPRAWKA SPECJALNA



Code No / Kod Nr	Size Wielk.	USED ON Stosować do+	b x h
0642 444 961 102	48	T.00M, T.00B	58x32
0642 444 962 205	62	T.0, T.1, T.1X	73x47,5
0642 444 961 306	82	T.2, T.2T	98,5x57
0642 444 962 307	100	T.3, T.3HX	124x70

## Type 4497

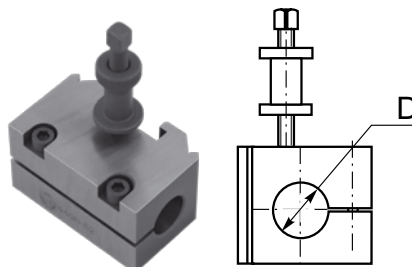
MORSE TAPER TOOLHOLDERS  
OPRAWKA Z GNIAZDEM MORSE'A



Code No / Kod Nr	Size Wielk.	USED ON Stosować do	Morse
0642 444 972 101	62/1N	T.0	1
0642 444 972 203	62/1	T.1, T.1X	1
0642 444 972 229	62/2	T.1, T.1X	2
0642 444 971 304	82/2	T.2, T.2T	2
0642 444 971 406	82/3	T.2, T.2T	3
0642 444 972 305	100/3	T.3, T.3HX	3

## Type 4498


TOOLHOLDERS for boring bars  
OPRAWKA z gniazdem walcowym



Code No / Kod Nr	Size Wielk.	USED ON Stosować do	ØD
0642 444 980 200	62	T.0, T.1, T.1X	19
0642 444 980 301	82	T.2, T.2T	25,4
0642 444 980 505	100	T.3, T.3HX	38

## Type 4499

TOOLHOLDERS for boring bars  
OPRAWKA z gniazdem walcowym



Code No / Kod Nr	Size Wielk.	USED ON Stosować do	ØD
0642 444 990 208	62	T.0, T.1, T.1X	25
0642 444 990 300	82	T.2, T.2T	32
0642 444 990 401	100	T.3, T.3HX	40

## SPARE PARTS FOR TOOLPOST CZĘŚCI ZAMIENNE DO IMAKA TOKARSKIEGO

### CLAMP PAD DOCISK



Code No / Kod Nr	USED ON / Stosować do
0642 981 440 002	T.00M
0642 981 440 104	T.00B
0642 981 440 206	T.0, T.1, T.1X
0642 981 440 308	T.2
0642 981 440 400	T.2T
0642 981 440 501	T.3, T.3HX

### CLAMP BOLT MIMOŚRÓD



Code No / Kod Nr	USED ON / Stosować do
0642 981 441 003	T.00M
0642 981 441 105	T.00B
0642 981 441 207	T.0, T.1, T.1X
0642 981 441 309	T.2
0642 981 441 400	T.2T
0642 981 441 502	T.3, T.3HX

### LOCATION PIN KOŁEK USTALAJĄCY



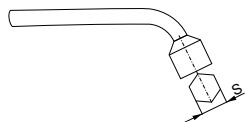
Code No / Kod Nr	USED ON / Stosować do
0642 981 442 208	T.0
0642 981 442 300	T.1, T.1X
0642 981 442 401	T.2, T.2T
0642 981 442 503	T.3
0642 981 442 605	T.3HX

### SPRING SPRĘŻYNA



Code No / Kod Nr	USED ON / Stosować do
0642 981 443 005	T.00M, T.00B
0642 981 443 107	T.0, T.1, T.1X
0642 981 443 209	T.2, T.2T
0642 981 443 300	T.3, T.3HX

### HEX WRENCH KLUCZ Z GNIAZDEM 6-KT.



Code No / Kod Nr	USED ON / Stosować do	S
0642 981 446 008	T.00M, T.00B	8
0642 981 446 100	T.0, T.1, T.1X	10
0642 981 446 201	T.2, T.2T	14
0642 981 446 303	T.3, T.3HX	17,5

### T WRENCH KLUCZ Z GNIAZDEM 6-KT.



Code No / Kod Nr	USED ON / Stosować do
0642 981 448 000	T00M, T00B

### STOP TULEJKA



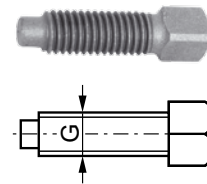
Code No / Kod Nr	USED ON / Stosować do
0642 981 449 013	T.00M
0642 981 449 000	T.00B
0642 981 449 102	T.0, T.1, T.1X
0642 981 449 204	T.2, T.2T
0642 981 449 306	T.3, T.3HX

### T WRENCH KLUCZ Z GNIAZDEM 4-KT.



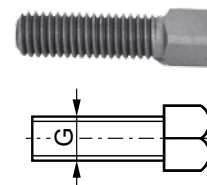
Code No / Kod Nr	USED ON / Stosować do	A
0642 981 700 201	T0, T1, T1X	8,3
0642 981 700 507	T2, T2T	10
0642 981 700 802	T3, T3HX	13,5

### STOP SCREW ŚRUBA



Code No / Kod Nr	USED ON / Stosować do	G
0642 982 701 701	T.00M	M5x16
0642 982 701 600	T.00B	M5x16
0642 982 701 009	T.2, T.2T	M8x25
0642 982 701 202	T.0, T.1, T.1X	M10x30
0642 982 701 406	T.3, T.3HX	M12x40

### SQUARE HEAD SCREW ŚRUBA



Code No / Kod Nr	USED ON / Stosować do	G
0642 982 701 905	T.00M	M5x16
0642 982 701 803	T.00B	M5x16
0642 982 701 100	T.0, T.1, T.1X	M8x25
0642 982 701 304	T.2, T.2T	M10x30
0642 982 701 508	T.3, T.3HX	M12x40

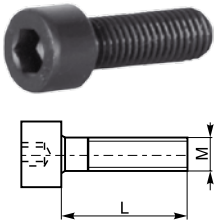
### STUD WKRĘT



Code No / Kod Nr	USED ON / Stosować do
0642 982 702 000	T.00M
0642 982 702 101	T.00B
0642 982 702 203	T.0, T.1, T.1X
0642 982 702 305	T.2, T.2T
0642 982 702 407	T.3, T.3HX

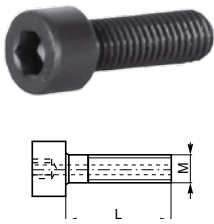
## ACCESSORIES • CZĘŚCI ZAMIENNE

Screw  
Śruba



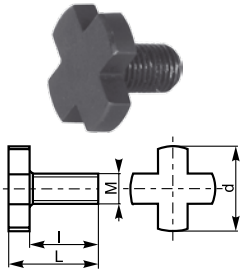
Code No / Kod Nr	M	L	
0642 981 167 207	M12	35	U-7790/0
0642 981 168 430	M6	25	W-1091/0
0642 981 168 442	M10	25	W-1092/0
0642 981 168 455	M12	30	W-1093/0
0642 981 168 468	M16	40	W-1094/0
0642 981 168 483	M10	30	W-1095/0
0642 981 168 496	M12	40	W-1096/0
0642 981 168 503	M16	40	W-1097/0
0642 981 168 516	M20	50	W-1098/0

Screw  
Śruba



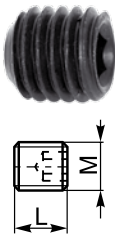
Code No / Kod Nr	M	L	
0642 981 892 162	M12	40	U-1414/0
0642 985 335 830	M16	50	U-2042/0
0642 981 892 121	M8	40	U-5353/0
0642 981 892 119	M8	70	U-6520/0
0642 981 734 305	M10	80	U-6523/0
0642 981 892 147	M10	80	U-6524/0
0642 981 892 106	M6	35	U-7682/0
0642 981 892 134	M10	40	U-7683/0

Cutter retaining screw  
Śruba mocująca



Code No / Kod Nr	M	l	d	L	
0642 981 742 108	M8	16	20	22	U-0620/0
0642 981 742 200	M10	18	28	25	U-0621/0
0642 981 742 301	M12	22	35	30	U-0622/0
0642 981 742 403	M16	26	42	35	U-0623/0
0642 981 742 505	M20	30	52	40	U-0624/0
0642 981 742 607	M24	36	63	48	U-0625/0

Screw  
Wkręt



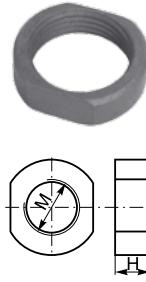
Code No / Kod Nr	M	L	
0642 176 222 400	M14x1	7	S-2628/0
0642 981 763 337	M6	6	U-1997/0
0642 981 761 103	M6	10	U-4131/0
0642 981 761 205	M8	10	U-4132/0
0642 981 761 307	M10	12	U-4133/0
0642 981 761 409	M12	16	U-4134/0
0642 981 761 500	M14	16	U-4135/0
0642 981 761 602	M16	16	U-4136/0
0642 981 762 002	M18x2	20	U-4137/0
0642 981 762 104	M20x2	20	U-4138/0
0642 981 762 206	M24x2	25	U-4139/0
0642 981 762 308	M20x2	25	U-5870/0
0642 981 764 004	M14	15	U-5887/0
0642 981 763 003	M16	13	U-5888/0
0642 981 762 400	M16x1	6,5	U-6755/0
0642 981 763 105	M16	10	U-6756/0
0642 981 763 207	M18x2	9,5	U-6757/0
0642 981 160 302	M8	6	U-7381/0
0642 981 160 506	M10	10	U-7382/0

Screw  
Wkręt



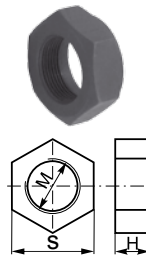
Code No / Kod Nr	M	L	
0642 981 759 000	M8	16	U-0293/0
0642 981 759 013	M10	16	U-0757/0
0642 981 759 026	M5	12	U-1599/0
0642 981 759 039	M6	16	U-6317/0
0642 981 759 041	M12	16	U-6318/0
0642 981 759 054	M16	20	U-6793/0
0642 981 759 067	M20	18	U-6794/0

Nut  
Nakrętka



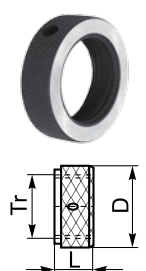
Code No / Kod Nr	M	H	
0642 981 541 000	M12x1	6	S-0881/0
0642 981 541 102	M16x1,5	7	S-0884/0
0642 981 541 204	M20x1,5	8	S-0887/0
0642 981 541 306	M22x1,5	9	S-0891/0
0642 981 541 408	M27x2	12	S-0894/0
0642 981 541 500	M30x2	12	S-0897/0
0642 981 541 601	M36x3	14	S-0901/0
0642 981 541 703	M45x3	16	S-0905/0
0642 981 541 805	M52x3	16	S-0909/0

Nut  
Nakrętka



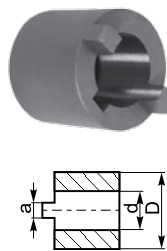
Code No / Kod Nr	M	H	S	
0642 985 870 001	12x1,5	10,5	18	S-0772/0
0642 985 870 103	16x1,5	12	24	S-0774/0
0642 985 870 205	22x1,5	15,5	32	S-0776/0
0642 985 870 307	27x1,5	17,5	41	S-0778/0
0642 985 870 409	36x1,5	21	55	S-0780/0
0642 985 870 500	48x1,5	23	75	S-0782/0
0642 985 870 602	68x1,5	25,5	100	S-0784/0

Nut  
Nakrętka



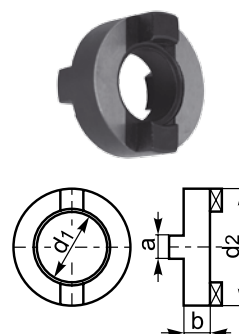
Code No / Kod Nr	Tr	D	L	
0642 981 300 002	Tr16x1,5	24,6	12	Z-1275/0
0642 981 300 104	Tr20x2	31,6	12	Z-1276/0
0642 981 300 308	Tr28x2	39,6	12	Z-1278/0
0642 981 300 400	Tr36x2	49,6	14	Z-1279/0
0642 981 300 501	Tr48x2	66,6	18	Z-1280/0

Driving Ring  
Zabierak



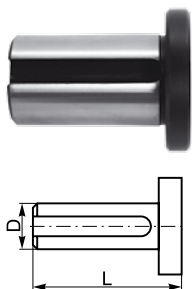
Code No / Kod Nr	a	d	D	
0642 981 540 000	4	10	18	S-0880/0
0642 981 540 101	4	13	21	S-0883/0
0642 981 540 203	5	16	27	S-0886/0
0642 981 540 305	6	19	32	S-0890/0
0642 981 540 407	7	22	39	S-0893/0
0642 981 540 509	8	27	46	S-0896/0
0642 981 540 600	10	32	56	S-0900/0
0642 981 540 702	12	40	65	S-0904/0
0642 981 540 804	14	50	80	S-0908/0

Driving Ring  
Zabierak



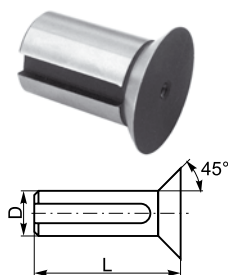
Code No / Kod Nr	d1	d2	a	b	
0642 981 741 107	16	32	8	10	U-1364/0
0642 981 741 209	22	40	10	12	U-1365/0
0642 981 741 300	27	48	12	12	U-1366/0
0642 981 741 402	32	58	14	14	U-1367/0
0642 981 741 504	40	70	16	14	U-1368/0
0642 981 741 606	50	90	18	16	U-1369/0

Cap  
Docisk



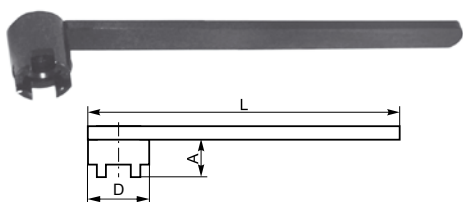
Code No / Kod Nr	L	D	
0642 981 732 008	52	16	U-6510/0
0642 981 732 100	82	16	U-6511/0
0642 981 732 201	52	22	U-6512/0
0642 981 732 303	82	22	U-6513/0
0642 981 732 405	52	27	U-6514/0
0642 981 732 507	82	27	U-6515/0
0642 981 732 609	52	32	U-6516/0
0642 981 732 700	82	32	U-6517/0
0642 981 732 802	52	40	U-6518/0
0642 981 732 904	82	40	U-6519/0

Cap  
Docisk kątowy




Code No / Kod Nr	L	D	
0642 981 732 010	52	16	U-6510/1
0642 981 732 012	82	16	U-6511/1
0642 981 732 214	52	22	U-6512/1
0642 981 732 316	82	22	U-6513/1
0642 981 732 418	52	27	U-6514/1
0642 981 732 510	82	27	U-6515/1
0642 981 732 611	52	32	U-6516/1
0642 981 732 713	82	32	U-6517/1
0642 981 732 815	52	40	U-6518/1
0642 981 732 917	82	40	U-6519/1

Clamping Key  
Klucz

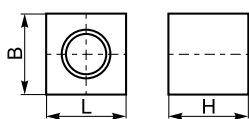


Code No / Kod Nr	Size Wielk.	L	A	D
0642 198 760 106	13	160	16	18
0642 198 760 208	16	180	20	22
0642 198 760 300	22	200	23	28
0642 198 760 401	27	225	32	35
0642 198 760 503	32	250	36	42
0642 198 760 605	40	280	40	52
0642 198 760 707	50	315	45	63
0642 198 760 809	60	355	50	76

Square drive  
Kamień



Code No / Kod Nr	B	L	H	
0642 981 173 100	15,9	16,5	16	U-6227/0



Key  
Wpust



Code No / Kod Nr	L	b	h	
0642 981 748 001	20	4	5	U-1355/0
0642 981 748 103	25	6	5	U-1356/0
0642 981 748 205	25	7	8	U-1357/0
0642 981 748 307	32	8	7,6	U-1358/0
0642 981 748 409	32	10	8,6	U-1359/0
0642 981 748 500	36	12	9	U-1360/0

Key  
Wpust



Code No / Kod Nr	L	b	h	
0642 981 733 009	45	4	4	U-6526/0
0642 981 733 100	75	4	4	U-6527/0
0642 981 733 202	45	6	6	U-6528/0
0642 981 733 304	75	6	6	U-6529/0
0642 981 733 406	45	7	7	U-6530/0
0642 981 733 508	75	7	7	U-6531/0
0642 981 733 600	45	8	7	U-6532/0
0642 981 733 701	75	8	7	U-6533/0
0642 981 733 803	45	10	8	U-6534/0
0642 981 733 905	75	10	8	U-6535/0

Key  
Wpust



Code No / Kod Nr	b	h	
0642 981 542 157	6	9	S-0898/0
0642 981 542 001	3	3,7	U-0097/0
0642 981 542 116	5	6,5	U-0098/0
0642 981 542 409	12	19	U-0106/0
0642 981 542 103	4	5	U-0648/0
0642 981 542 205	8	11	U-0649/0
0642 981 542 307	10	16	U-0650/0

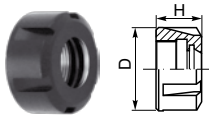
Drive tang  
Kamień



Code No / Kod Nr	B	H	L	
0642 981 731 200	12	9	24	S-2111/0
0642 981 731 302	14	12	28	S-2114/0
0642 981 731 007	8	7	17	S-2117/0
0642 981 731 109	10	8	20,6	S-2121/0
0642 981 731 002	16	12	32	S-2124/0
0642 981 731 903	18	16	33	U-5974/0
0642 981 731 102	15,9	16	20	U-6064/0
0642 981 280 204	25,4	25	34,5	U-6065/0
0642 981 280 306	25,4	25	29,5	U-6066/0

Code No / Kod Nr	B	H	L	
0642 981 720 008	8	8	16,8	W-1945/0
0642 981 720 010	10	10	20,4	W-1946/0
0642 981 720 023	12	12	24,1	W-1947/0
0642 981 720 036	14	14	27,8	W-1948/0
0642 981 720 049	16	16	31,8	W-1949/0
0642 981 720 051	14	12	22,8	W-3649/0
0642 981 720 064	16	12	23,8	W-3651/0

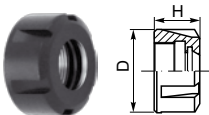


**NUTS  
NAKRĘTKI**
**KEYS  
KLUCZE**
**Type 9833**


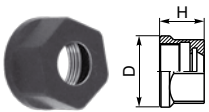
Code No / Kod Nr	For Do	DIN 6499	D	H	G
0642 198 330 102	ER16	D16	32	17,5	M22x1,5
0642 198 330 204	ER20	D20	35	19,0	M25x1,5
0642 198 330 306	ER25	D25	42	20,0	M32x1,5
0642 198 330 408	ER32	D32	50	22,5	M40x1,5
0642 198 330 500	ER40	D40	63	25,5	M50x1,5



Code No / Kod Nr	For Do	L
0642 981 771 804	ER16	150
0642 981 771 817	ER20	170
0642 981 771 820	ER25	190
0642 981 771 832	ER32	240
0642 981 771 845	ER40	270
0642 981 771 858	ER50	340

**Type 9833ES**


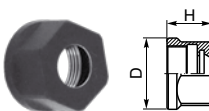
Code No / Kod Nr	For Do	DIN 6499	D	H	G
0642 798 332 104	ER16	D16	32	17,5	M22x1,5
0642 798 332 206	ER20	D20	35	19,0	M25x1,5
0642 798 332 308	ER25	D25	42	20,0	M32x1,5
0642 798 332 400	ER32	D32	50	22,5	M40x1,5
0642 798 332 501	ER40	D40	63	25,5	M50x1,5

**Type 9833-D**


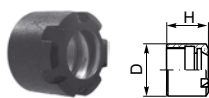
Code No / Kod Nr	For Do	D	H	G
0642 198 331 001	ER11	19	11,0	M14x0,75
0642 198 331 103	ER16	28	17,5	M22x1,5
0642 198 331 205	ER20	34	20,0	M25x1,5



Code No / Kod Nr	For Do	L
0642 981 771 921	ER11	125
0642 981 771 950	ER16	170
0642 981 771 975	ER20	140

**Type 9833-D ES**


Code No / Kod Nr	For Do	D	H	G
0642 198 332 145	ER16	19	11,0	M14x0,75
0642 198 332 247	ER20	28	17,5	M22x1,5

**Type 9833-S**


Code No / Kod Nr	For Do	D	H	G
0642 198 229 900	ER11	16	12	M13x0,75
0642 198 330 000	ER16	22	18	M19x1
0642 198 330 026	ER20	28	19	M24x1
0642 198 330 041	ER25	35	20	M30x1



Code No / Kod Nr	For Do	L
0642 198 770 056	ER11	95
0642 198 770 104	ER16	119
0642 198 770 206	ER20	131
0642 198 770 308	ER25	143

**Type 9836**


Code No / Kod Nr	For Do	D	H	G
0642 198 360 018	DA100	27	40	15/16"-20
0642 198 360 107	DA180	39	23	1.1/4"-12
0642 198 360 300	DA200	27	24	3/4"-16



Code No / Kod Nr	For Do	L
0642 981 771 962	DA100	170
0642 981 771 934	DA180	170
0642 981 771 962	DA200	170

**PRODUCT INDEX \* INDEKS WYROBÓW**
**1**

Type / Typ	Nazwa	Page / strona
1226	REDUCING SLEEVE * TULEJA REDUKCYJNA	112
1247	REDUCING SLEEVE * TULEJA REDUKCYJNA	112
1248	REDUCING SLEEVE * TULEJA REDUKCYJNA	112
1249	REDUCING SLEEVE * TULEJA REDUKCYJNA	112
1313	COOLANT TUBE * ZŁĄCZE RUROWE	72
1606	HOLDERS * OPRAWKI	15
1613	HOLDERS * OPRAWKI	29
1616	HOLDERS * OPRAWKI	46
1650	TAPER ADAPTERS * TULEJE REDUKCYJNE	46
1653	TAPER ADAPTERS * TULEJE REDUKCYJNE	46
1655	REDUCING ADAPTERS * TULEJE REDUKCYJNE	46
1657	REDUCING ADAPTERS * TULEJE REDUKCYJNE	47
1660	TAPER ADAPTERS * TULEJE REDUKCYJNE	29
1661	REDUCING ADAPTERS * TULEJE REDUKCYJNE	29
1661 AD+B	REDUCING ADAPTERS * TULEJE REDUKCYJNE	30
1663	REDUCING ADAPTERS * TULEJE REDUKCYJNE	30
1676	REDUCING ADAPTERS * TULEJE REDUKCYJNE	47
1679	REDUCING ADAPTERS * TULEJE REDUKCYJNE	48
1679 QC	REDUCING ADAPTERS * TULEJE REDUKCYJNE	48
1681	REDUCING ADAPTERS * TULEJE REDUKCYJNE	15
1681 AD+B	REDUCING ADAPTERS * TULEJE REDUKCYJNE	15
1682	REDUCING ADAPTERS * TULEJE REDUKCYJNE	16
1684	TAPER ADAPTERS * TULEJE REDUKCYJNE	16
1694	REDUCING ADAPTERS * TULEJE REDUKCYJNE	30
1694 AD+B	REDUCING ADAPTERS * TULEJE REDUKCYJNE	31
1695	REDUCING ADAPTERS * TULEJE REDUKCYJNE	16
1695 AD+B	REDUCING ADAPTERS * TULEJE REDUKCYJNE	16
1699	TAPER ADAPTERS * TULEJE REDUKCYJNE	48
1721	QUICK-CHANGE HOLDERS * OPRAWKI SZYBKOMOCUJĄCE	75
1751	REDUCING SLEEVES * TULEJE REDUKCYJNE	76
1752	REDUCING SLEEVES * TULEJE REDUKCYJNE	76
1754	REDUCING SLEEVES * TULEJE REDUKCYJNE	76
1761	EXTENSION SLEEVES * TULEJE REDUKCYJNE DŁGIE	77
1762	EXTENSION SLEEVES * TULEJE REDUKCYJNE DŁGIE	77
1764	ELONGATING SLEEVES * TULEJE PRZEDŁUŻAJĄ	77
1765	ELONGATING SLEEVES * TULEJE PRZEDŁUŻAJĄ	77
1770	SPINDLE SLEEVES * TULEJE REDUKCYJNE	78
1774	SPINDLE SLEEVES * TULEJE REDUKCYJNE	78
1775	SPINDLE SLEEVES * TULEJE REDUKCYJNE	78
1830	ADJUSTABLE ADAPTERS * TULEJE Z REGULACJNE 1	101
1831	ADJUSTABLE ADAPTERS * TULEJE Z REGULACJNE 1	101
1833	ADJUSTABLE ADAPTERS * TULEJE Z REGULACJNE 1	101
1875	ADAPTERS * TULEJE REDUKCYJNE 1	104
1911	OPTICAL EDGE FINDER * CZUJNIK DOTYKOWY 1	113
2190	BLANK ADAPTERS * TRZPIENIE PÓLFABRYKATY	49
2191	BLANK ADAPTERS * TRZPIENIE PÓLFABRYKATY	17
2192	BLANK ADAPTERS * TRZPIENIE PÓLFABRYKATY	31
2824	ADAPTERS * TRZPIENIE FREZARSKIE	49
2826	ADAPTERS * TRZPIENIE FREZARSKIE	31
2827	ADAPTERS * TRZPIENIE FREZARSKIE	17
2850	TEST ARBORS * TRZEPIENIE KONTROLNE	49
2852	TEST ARBORS * TRZEPIENIE KONTROLNE	17
2854	TEST ARBORS * TRZEPIENIE KONTROLNE	32
2856	TEST ARBORS * TRZEPIENIE KONTROLNE	67
2858	TEST ARBORS * TRZEPIENIE KONTROLNE	79
3000	COLLET * TULEJKI ZACISKOWE	109
3000 KPL	COLLET * TULEJKI ZACISKOWE	109
3010-48	DEAD LENGHT COLLETS 173E * TULEJE ZACISKOWE 173E	110
3010-66	DEAD LENGHT COLLETS 185E * TULEJE ZACISKOWE 185E	111
4414	QUICK CHANGE TOOLPOST * SZYBKOWYMIENNY IMAK TOKARSKI	116
4414	QUICK CHANGE TOOLPOST * SZYBKOWYMIENNY IMAK TOKARSKI	115
4494	STANDARD TOOLHOLDERS * OPRAWKA STANDARDOWA	117
4495	VEE TOOLHOLDERS * OPRAWKA V	117
4496	P/O TOOLHOLDERS * OPRAWKA SPECJALNA	117
4497	MORSE TAPER TOOLHOLDERS * OPRAWKA Z CHW	117
4498	TOOLHOLDERS * OPRAWKI	117
4499	TOOLHOLDERS * OPRAWKI	117
5133	KEYLESS DRILL CHUCKS * UCHWYT WIERTARSKI	113
5134-EKO	KEYLESS DRILL CHUCKS * UCHWYT WIERTARSKI	113
5216	QUICK-CHANGE ADAPTERS * WKŁADY SZYBKOWYMIENNE	75
5217	QUICK-CHANGE ADAPTERS * WKŁADY SZYBKOWYMIENNE	75
5219	QUICK-CHANGE ADAPTERS * WKŁADY SZYBKOWYMIENNE	75
5310	DRIVER ARBORSES * TRZPIENIE ZABIERAKOWE	79



Type / Typ	Nazwa	Page / strona
5348	DRILL CHUCK ADAPTERS * TRZPIENIE	104
5361	DRILL CHUCK ADAPTERS * TRZPIENIE	80
5362	DRILL CHUCK ADAPTERS * TRZPIENIE	80
5363	DRILL CHUCK ADAPTERS * TRZPIENIE	80
5365	ADJUSTABLE ADAPTERS * TULEJE Z REGULACJNE	102
5366	QUICK-CHANGE ADAPTERS * WKŁADY SZYBKOWYMIENNE	75
5367	QUICK-CHANGE ADAPTERS * WKŁADY SZYBKOWYMIENNE	75
5370	DRILL CHUCK ADAPTERS * TRZPIENIE	50
5370 QC	DRILL CHUCK ADAPTERS * TRZPIENIE	50
5373	DRILL CHUCK ADAPTERS * TRZPIENIE	32
5374	DRILL CHUCK ADAPTERS * TRZPIENIE	18
5390	DRILL CHUCK ADAPTERS * TRZPIENIE	67
5391	KEYLESS DRILL CHUCKS * OPRAWKI	67
5392	DRILL CHUCKS * OPRAWKI	67
6610	LATHE MANDRELS * TRZPIENIE TOKARSKIE	81
6680	SPRING COLLETS * TULEJKI ROZPRĘŻNE	81
7175	MILLING MACHINE ARBORS * TRZPIENIE FREZARSKIE	51
7178	MILLING MACHINE ARBORS * TRZPIENIE FREZARSKIE	52
7181	MILLING MACHINE ARBORS * TRZPIENIE FREZARSKIE	53
7184	MILLING MACHINE ARBORS * TRZPIENIE FREZARSKIE	54
7186	MILLING MACHINE ARBORS * TRZPIENIE FREZARSKIE	55
7188	MILLING MACHINE ARBORS * TRZPIENIE FREZARSKIE	55
7272	ARBORS RUNNING BUSHING * TULEJE STÓŻKOWE	56
7275	ARBORS RUNNING BUSHING * TULEJE WALCOWE	56
7285	ARBORS SOLID SPACERS * PIERŚCIENIE	57
7301	COMBINATION SHELL MILL ADAPTERS * TRZPIENIE FREZARSKIE UNIWERSALNE	18
7311	SHELL MILL ADAPTERS * TRZPIENIE FREZARSKIE ZABIERAKOWE	58
7311 QC	SHELL MILL ADAPTERS * TRZPIENIE FREZARSKIE ZABIERAKOWE	58
7314	MILLING ARBORS * TRZPIENIE FREZARSKIE	58
7332	COMBINATION SHELL MILL ADAPTERS * TRZPIENIE FREZARSKIE UNIWERSALNE	59
7332 QC	COMBINATION SHELL MILL ADAPTERS * TRZPIENIE FREZARSKIE UNIWERSALNE	59
7350	CENTRING PLUG ARBORS * TRZPIEŃ FREZARSKI ŚRODKUJĄCY	59
7361	SHELL MILL ADAPTERS * TRZPIENIE FREZARSKIE	32
7369	SHELL MILL ADAPTERS * TRZPIENIE FREZARSKIE	19
7369	SHELL MILL ADAPTERS * TRZPIENIE FREZARSKIE	18
7372	MILLING ARBORS * TRZPIENIE FREZARSKIE	33
7373	MILLING ARBORS * TRZPIENIE FREZARSKIE	19
7388	SHELL MILL ADAPTERS * TRZPIENIE FREZARS	33
7388 AD+B	SHELL MILL ADAPTERS * TRZPIENIE FREZARS	34
7430	COMBINATION SHELL MILL ADAPTERS * TRZPIENIE FREZARSKIE UNIWERSALNE	82
7450	MILLING ARBORS * TRZPIENIE FREZARSKIE	82
7510	ADJUSTABLE ADAPTERS * TRZPIENIE Z REGULACJĄ OSIOWĄ	102
7520	ADJUSTABLE ADAPTERS * TRZPIENIE Z REGULACJĄ OSIOWĄ	102
7600	ER COLLET - SET * TULEJKI ZACISKOWE ER	108
7616	COLLET CHUCKS ER * OPRAWKI ZACISKOWE ER	60
7616	COLLET CHUCKS ER * OPRAWKI ZACISKOWE ER	61
7616 QC	COLLET CHUCKS ER * OPRAWKI ZACISKOWE ER	60
7616-S	COLLET CHUCKS ER * OPRAWKI ZACISKOWE ER	60
7617	COLLET CHUCKS ER * OPRAWKI ZACISKOWE ER	20
7617	COLLET CHUCKS ER * OPRAWKI ZACISKOWE ER	21
7617-S	COLLET CHUCKS ER * OPRAWKI ZACISKOWE ER	20
7617-S AD+B	COLLET CHUCKS ER * OPRAWKI ZACISKOWE ER	21
7618	COLLET ER * TULEJKI ZACISKOWE ER	107
7618	COLLET ER * TULEJKI ZACISKOWE ER	108
7620	END MILL ADAPTERS * OPRAWKI ZACISKOWE	62
7620 QC	END MILL ADAPTERS * OPRAWKI ZACISKOWE	62
7622	REDUCING BUSHINGS * REDUKTORY	105
7624	END MILL ADAPTERS * OPRAWKI ZACISKOWE	34
7624 AD+B	END MILL ADAPTERS * OPRAWKI ZACISKOWE	35
7625	END MILL ADAPTERS * OPRAWKI ZACISKOWE	22
7625 AD+B	END MILL ADAPTERS * OPRAWKI ZACISKOWE	23
7626	COLLET CHUCKS ER * OPRAWKI ZACISKOWE ER	36
7626	COLLET CHUCKS ER * OPRAWKI ZACISKOWE ER	37
7626 AD+B	COLLET CHUCKS ER * OPRAWKI ZACISKOWE ER	36
7626-S	COLLET CHUCKS ER * OPRAWKI ZACISKOWE ER	36
7626-S AD+B	COLLET CHUCKS ER * OPRAWKI ZACISKOWE ER	37
7627	END MILL ADAPTERS * OPRAWKI ZACISKOWE	63
7628	END MILL ADAPTERS * OPRAWKI ZACISKOWE	24
7629	END MILL ADAPTERS * OPRAWKI ZACISKOWE	38
7630	SHRINK FIT HOLDERS * OPRAWKA FREZARSKA	24
7632	SHRINK FIT HOLDERS * OPRAWKA FREZARSKA	38
7634	SHRINK FIT HOLDERS * OPRAWKA FREZARSKA	68
7655	KEYLESS DRILL * OPRAWKA	25
7656	KEYLESS DRILL * OPRAWKA	39
7657	KEYLESS DRILL * OPRAWKA	63
7660	DRILL CHUCKS * OPRAWKI	25

Type / Typ	Nazwa	Page / strona
7661	DRILL CHUCKS * OPRAWKI	39
7662	DRILL CHUCKS * OPRAWKI	63
7668	ADAPTERS * OPRAWKA	40
7669 AD+B	ADAPTERS * OPRAWKA	25
7711	COLLET CHUCKS ER * OPRAWKI ZACISKOWE ER	83
7711	COLLET CHUCKS ER * OPRAWKI ZACISKOWE ER	83
7720	END MILL ADAPTERS * OPRAWKI ZACISKOWE	84
7721	END MILL ADAPTERS * OPRAWKI ZACISKOWE	84
7812	COLLET CHUCKS ER * OPRAWKI ZACISKOWE ER	105
7812 kpl	COLLET CHUCKS ER * OPRAWKI ZACISKOWE ER	105
7813	COLLET CHUCKS ER * OPRAWKI ZACISKOWE ER	103
7815	COLLET CHUCKS ER * OPRAWKI ZACISKOWE ER	106
7872	MILLING ARBORS * TRZPIENIE FREZARSKIE	68
7885	END MILL ADAPTERS * OPRAWKI ZACISKOWE	69
7886	END MILL ADAPTERS TYPE WHISTLE-NOTCH * OPRAWKI ZACISKOWE TYPU WHISTLE-NOTCH	69
7887	COLLET CHUCKS ER * OPRAWKI ZACISKOWE ER	70
7888	SHELL MILL ADAPTERS * TRZPIENIE FREZARSKIE ZABIERAKOWE	70
7889	COMBINATION SHELL MILL ADAPTERS * TRZPIENIE FREZARSKIE UNIWERSALNE	70
7890	REDUCING ADAPTERS * TULEJE REDUKCYJNE	71
7891	BLANK ADAPTERS * TRZPIEŃ-PÓŁFABRYKAT	71
7892	REDUCING ADAPTERS * TULEJE REDUKCYJNE	71
7895	ADAPTERS * OPRAWKI	72
8410	HYDRAULIC FACE DRIVERS * ZABIERAK CZOŁOWE	84
8500	LATHE MANDRELS * TRZPIENIE TOKARSKIE	114
8711	60° DEAD CENTRES * KŁY STAŁE 60°	85
8712	60° DEAD CENTRES * KŁY STAŁE 60°	85
8720	60° DEAD CENTRES * KŁY STAŁE 60°	85
8721	60° DEAD CENTRES * KŁY STAŁE 60°	85
8725	60° DEAD CENTRES * KŁY STAŁE 60°	85
8726	60° DEAD CENTRES * KŁY STAŁE 60°	85
8727	60° DEAD CENTRES * KŁY STAŁE 60°	86
8728	60° DEAD CENTRES * KŁY STAŁE 60°	86
8730	60° DEAD CENTRES * KŁY STAŁE 60°	86
8731	60° DEAD CENTRES * KŁY STAŁE 60°	86
8735	60° DEAD CENTRES * KŁY STAŁE 60°	86
8740	60° DEAD CENTRES * KŁY STAŁE 60°	86
8809	LIVE CENTRES * KŁY TOKARSKIE OBROTOWE	87
8810	LIVE CENTRES * KŁY TOKARSKIE OBROTOWE	87
8811	LIVE CENTRES * KŁY TOKARSKIE OBROTOWE	88
8811R	LIVE CENTRES * KŁY TOKARSKIE OBROTOWE	88
8812R	LIVE CENTRES * KŁY TOKARSKIE OBROTOWE	89
8813R	LIVE CENTRES * KŁY TOKARSKIE OBROTOWE	89
8814	LIVE CENTRES * KŁY TOKARSKIE OBROTOWE	90
8814NC	LIVE CENTRES * KŁY TOKARSKIE OBROTOWE	91
8814R	LIVE CENTRES * KŁY TOKARSKIE OBROTOWE	90
8815	LIVE CENTRES * KŁY TOKARSKIE OBROTOWE	91
8815NC	LIVE CENTRES * KŁY TOKARSKIE OBROTOWE	92
8816	LIVE CENTRES * KŁY TOKARSKIE OBROTOWE	92
8823	LIVE CENTRES * KŁY TOKARSKIE OBROTOWE	92
8824	LIVE CENTRES * KŁY TOKARSKIE OBROTOWE	93
8825	REVOLVING CENTERING TAPER * KŁY TOKARSKIE OBROTOWE	98
8831	LIVE CENTRES * KŁY TOKARSKIE OBROTOWE	94
8831 KPL	LIVE CENTRES * KŁY TOKARSKIE OBROTOWE	94
8832	LIVE CENTRES * KŁY TOKARSKIE OBROTOWE	96
8832 KPL	LIVE CENTRES * KŁY TOKARSKIE OBROTOWE	96
8841	INTERCHANGEABLE INSERTS * KOŃCÓWKI WYMIENNE	95
8842	INTERCHANGEABLE INSERTS * KOŃCÓWKI WYMIENNE	95
8843	INTERCHANGEABLE INSERTS * KOŃCÓWKI WYMIENNE	95
8844	INTERCHANGEABLE INSERTS * KOŃCÓWKI WYMIENNE	95
8845	INTERCHANGEABLE INSERTS * KOŃCÓWKI WYMIENNE	95
8846	INTERCHANGEABLE INSERTS * KOŃCÓWKI WYMIENNE	95
8847	EXTRACTOR * ŚCIĄGACZ	95
8848	INTERCHANGEABLE INSERTS * KOŃCÓWKI WYMIENNE	97
8849	INTERCHANGEABLE INSERTS * KOŃCÓWKI WYMIENNE	97
8850	INTERCHANGEABLE INSERTS * KOŃCÓWKI WYMIENNE	97
8851	INTERCHANGEABLE INSERTS * KOŃCÓWKI WYMIENNE	97
8852	INTERCHANGEABLE INSERTS * KOŃCÓWKI WYMIENNE	97
8853	INTERCHANGEABLE INSERTS * KOŃCÓWKI WYMIENNE	97
8854	INTERCHANGEABLE INSERTS * KOŃCÓWKI WYMIENNE	97
8855	EXTRACTOR * ŚCIĄGACZ	97
8882	REVOLVING CENTERING TAPER * KŁY TOKARSKIE OBROTOWE	98
9882-A	PULL STUDS * KOŃCÓWKI	26
9882-B	PULL STUDS * KOŃCÓWKI	26
9883-A	PULL STUDS * KOŃCÓWKI	41
9883-B	PULL STUDS * KOŃCÓWKI	41